

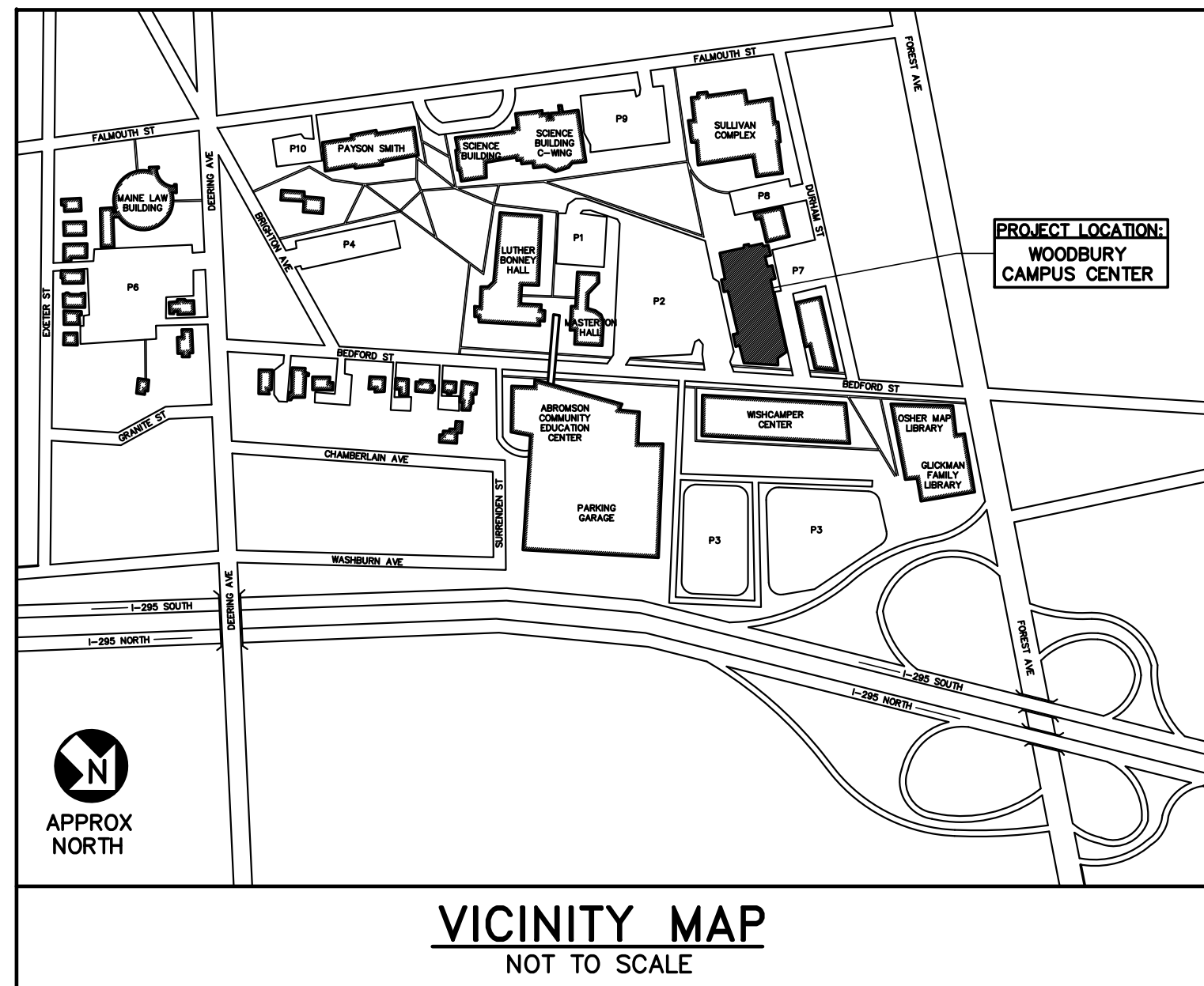
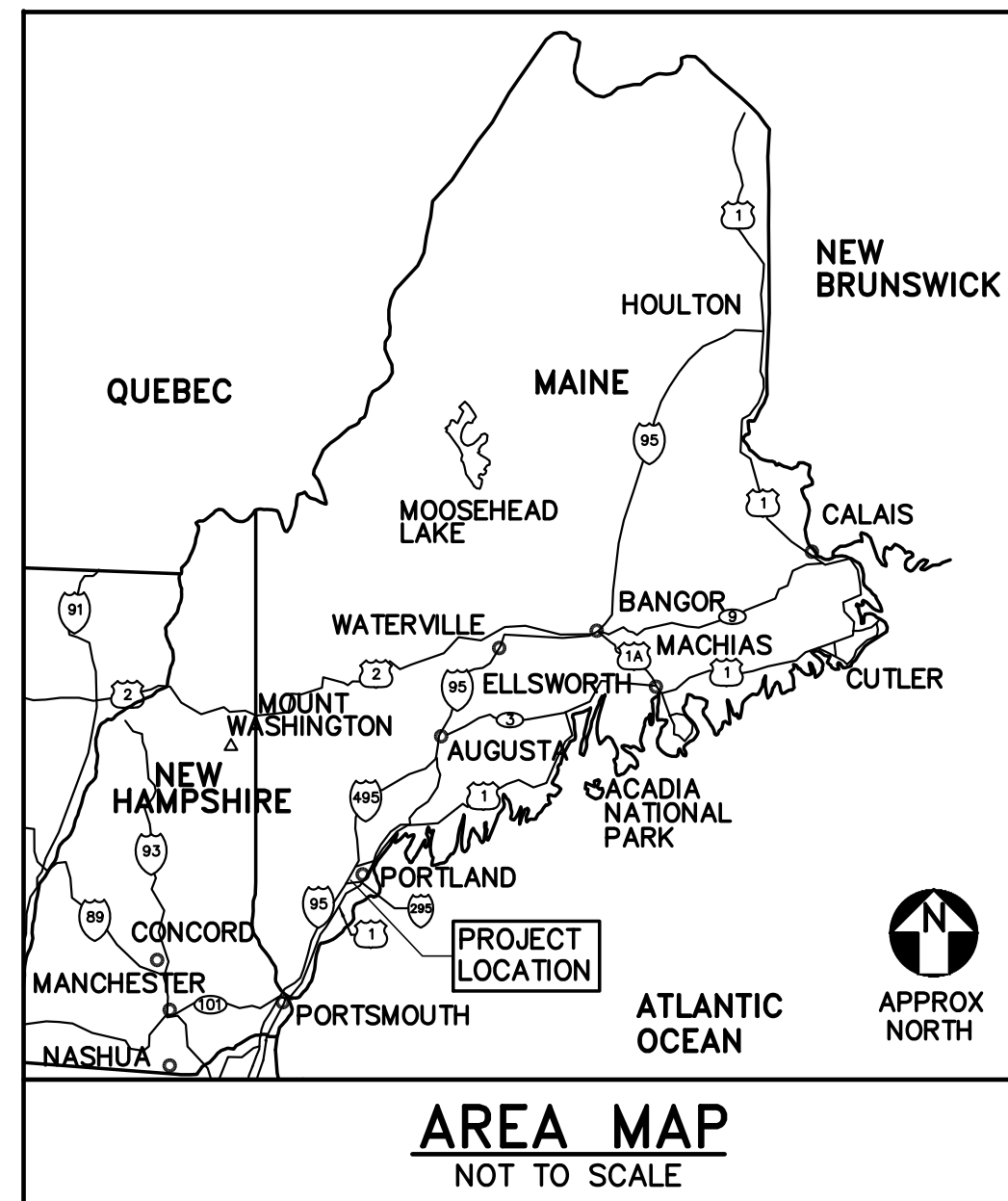
BATHROOM ADDITION

WOODBURY CAMPUS CENTER

UNIVERSITY OF SOUTHERN MAINE

35 BEDFORD STREET, PORTLAND MAINE

USM PROJECT NUMBER: #2017-014



GENERAL CONSTRUCTION NOTES

1. WORK INCLUDED IN THIS CONTRACT SHALL CONFORM TO STATE, NATIONAL AND OTHER CODES AND ORDINANCES WHICH APPLY TO THIS PROJECT INCLUDING IEBC 2009 AND NFPA 101, 2009.
2. FIELD VERIFY EXISTING CONDITIONS AND DIMENSIONS AND REPORT DISCREPANCIES TO THE OWNER. PROCEED WITH THE WORK ONLY AFTER THE DISCREPANCIES HAVE BEEN RESOLVED BY THE OWNER.
3. WORK FROM GIVEN DIMENSIONS AND LARGE SCALE DETAILS ONLY. DO NOT SCALE DRAWINGS.
4. CARE SHALL BE TAKEN BY THE CONTRACTOR TO PROTECT NATURAL AREAS TO REMAIN.
5. AT THE END OF EACH WORKING DAY, THE CONSTRUCTION SITE SHALL BE LEFT IN A SAFE, WEATHERTIGHT, SECURE, NEAT AND CLEAN MANNER.
6. PROVIDE TEMPORARY PROTECTION FROM THE WEATHER FOR EXPOSED STRUCTURE.
7. PROVIDE BARRICADES AND SIGNAGE AT WORK AREAS TO PREVENT THE PUBLIC FROM ENTERING AREAS OF WORK.
8. DIMENSIONS ARE FROM FACE OF STUD OR FROM FACE OF CMU WALL UNLESS NOTED OTHERWISE.
9. COORDINATE THE TIMING AND SEQUENCE OF WORK WITH OWNER AND THE APPROPRIATE AUTHORITIES.
10. DISRUPTIVE WORK: DISRUPTIVE/NOISY WORK SHALL BE PERFORMED AS DIRECTED BY THE OWNER.
11. IT IS UNKNOWN IF HAZARDOUS MATERIALS ARE PRESENT WITHIN THE SCOPE OF WORK AREA. TESTING HAS NOT BEEN PERFORMED. IF SUSPECTED MATERIALS ARE ENCOUNTERED, NOTIFY THE OWNER PRIOR TO COMMENCING WORK.

LIST OF DRAWINGS


DISCIPLINE SHEET NO	SEQUENCE NO.	DRAWING TITLE
G-001	1 OF 12	MAPS, LIST OF DRAWINGS, ABBREVIATIONS, LEGEND AND GENERAL NOTES
G-101	1.1 OF 12	LIFE SAFETY INFORMATION
CS101	2 OF 12	SITE PLAN AND DETAILS
AE001	3 OF 12	WALL TYPES, DETAILS AND MOUNTING HEIGHTS
AE101	4 OF 12	FLOOR PART PLANS AND INTERIOR ELEVATIONS
AE640	5 OF 12	FINISH SCHEDULE, DOOR SCHEDULE AND DETAILS
M-001	6 OF 12	MECHANICAL LEGENDS, ABBREVIATIONS, SCHEDULES AND DETAILS
MD101	7 OF 12	MECHANICAL REMOVALS PART PLANS
M-101	8 OF 12	MECHANICAL AND SPRINKLER PART PLANS
P-001	9 OF 12	PLUMBING LEGENDS, ABBREVIATIONS, GENERAL NOTES AND DETAILS
P-101	10 OF 12	PLUMBING PART PLANS
E-001	11 OF 12	ELECTRICAL SYMBOLS, ABBREVIATIONS AND GENERAL NOTES
E-101	12 OF 12	PARTIAL ELECTRICAL PLANS

ABBREVIATIONS

©	AT	IBC	INTERNATIONAL BUILDING CODE
&	AND	INSUL	INSULATION
#	NUMBER	IRC	INTERNATIONAL RESIDENTIAL CODE
±	PLUS OR MINUS	JAN	JANITOR
ALUM	ALUMINUM	LF	LINEAR FEET
ADJ	ADJACENT	LLH	LONG LEG HORIZONTAL
ADA	AMERICANS WITH DISABILITIES ACT	MAX	MAXIMUM
APA	AMERICAN PLYWOOD ASSOCIATION	MDF	MEDIUM DENSITY FIBERBOARD
BD	BOARD	MECH	MECHANICAL
BL	BORROWED LITE	MFR'S	MANUFACTURER'S
BLDG	BUILDING	MIN	MINIMUM
CLG	CEILING	MR	MOISTURE RESISTANCE
CMU	CONCRETE MASONRY UNIT	MTL	METAL
COL	COLUMN	N	NORTH
CONC	CONCRETE	NIC	NOT IN CONTRACT
CONT	CONTINUOUS	OC	ON CENTER
CORR	CORRIDOR	PNT	PAINT
COORD	COORDINATE	PLYWD	PLYWOOD
CPT	CARPET	PT	PRESSURE TREATED
CWT	CERAMIC WALL TILE	RCB	RUBBER COVE BASE
DIA	DIAMETER	RCP	REFLECTED CEILING PLAN
DN	DOWN	REINF	REINFORCED
DWG	DRAWING	RM	ROOM
ELEC	ELECTRICAL	RWB	RUBBER WALL BASE
ELEV	ELEVATION	SF	SQUARE FEET
EPDM	ETHYLENE PROPYLENE DIENE MONOMER	SIM	SIMILAR
EQUIP	EQUIPMENT	SQ	SQUARE
ETC	ET CETERA	SS	STAINLESS STEEL
EXIST	EXISTING	STL	STEEL
EXT	EXTERIOR	STRUCT	STRUCTURAL
EWC	ELECTRIC WATER COOLER	SYS	SYSTEM
FDN	FOUNDATION	T&G	TONGUE AND GROOVE
FIXT	FIXTURE	TYP	TYPICAL
GA	GALVANIZED	UNO	UNLESS NOTED OTHERWISE
GYP BD	GYPSUM BOARD	VCT	VINYL COMPOSITION TILE
H,HGT	HEIGHT	VERT	VERTICAL
HORIZ	HORIZONTAL	VIF	VERIFY IN FIELD
HAZ MAT	HAZARDOUS MATERIALS	W/	WITH
HR	HOUR	WD	WOOD

LEGEND

	DETAIL NUMBER
	SHEET WHERE DETAIL IS DRAWN
	SHEETS WHERE DETAIL IS TAKEN
	INDICATES DIRECTION OF CUTTING PLANE
	WALL SECTION OR ELEVATION NUMBER
	SHEET WHERE WALL SECTION OR ELEVATION IS DRAWN
	SHEETS WHERE WALL SECTION OR ELEVATION IS TAKEN
	INDICATES DIRECTION OF CUTTING PLANE
	BUILDING SECTION LETTER
	SHEET WHERE BUILDING SECTION IS DRAWN
	SHEETS WHERE BUILDING SECTION IS TAKEN
	ROOM NAME AND NUMBER
	DOOR NUMBER
	WALL TYPE
	BORROWED LITE
	ELEVATION OR VERTICAL HEIGHT TARGET
	KEYNOTE
	DETAIL NUMBER
	SHEET NUMBER WHERE DETAIL IS DRAWN
	INTERIOR ELEVATION NUMBERS
	SHEET NUMBER WHERE INTERIOR ELEVATIONS ARE DRAWN



DESIGNED BY: JMC
DRAWN BY: CAM
CHECKED BY: JMC
PROJECT: 21702.09

UNIVERSITY OF SOUTHERN MAINE
PORTLAND, MAINE
Woodbury Campus Center
35 Bedford Street
Portland, ME 04101
T (207) 750-4160

WOODBURY CAMPUS CENTER
BATHROOM ADDITION
Portland, Maine

MAPS, LIST OF DRAWINGS, ABBREVIATIONS, LEGEND AND GENERAL NOTES

SCALE: AS NOTED
DATE: 06-30-17

DWG.: **G-001**

SHEET: 1 OF 12