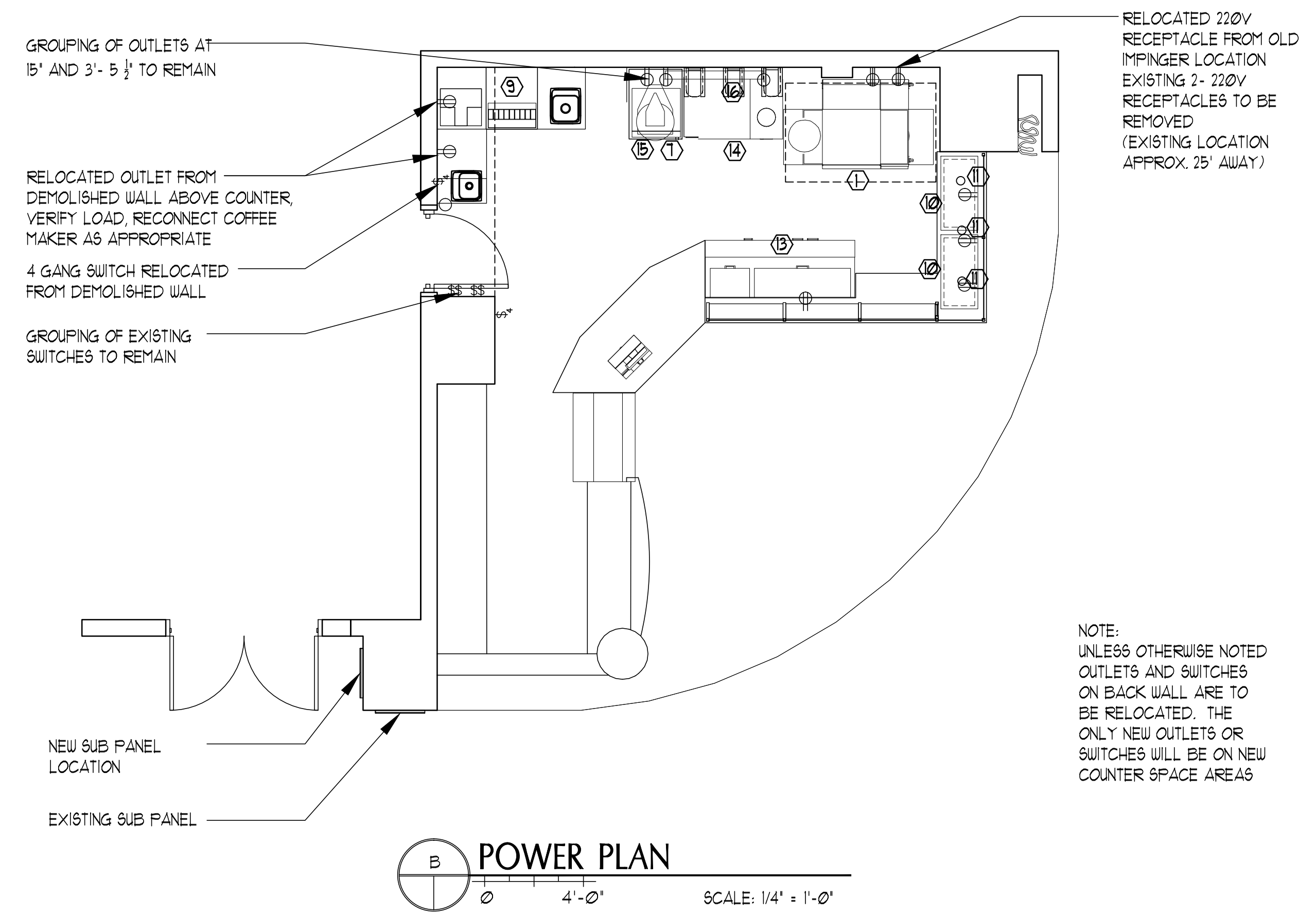

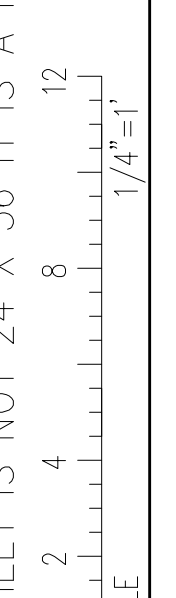
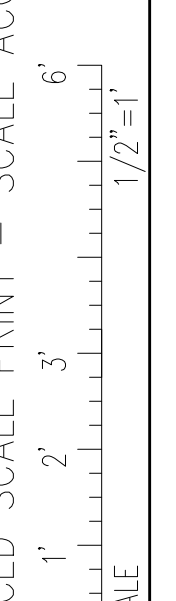
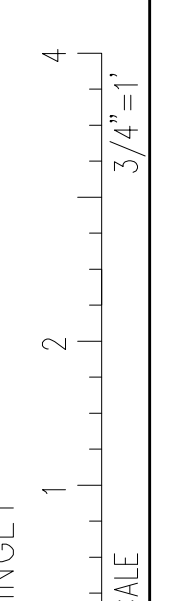
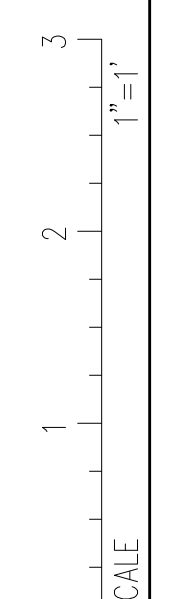


IF THIS SHEET IS NOT 24 X 36 IT IS A REDUCED SCALE PRINT - SCALE ACCORDINGLY

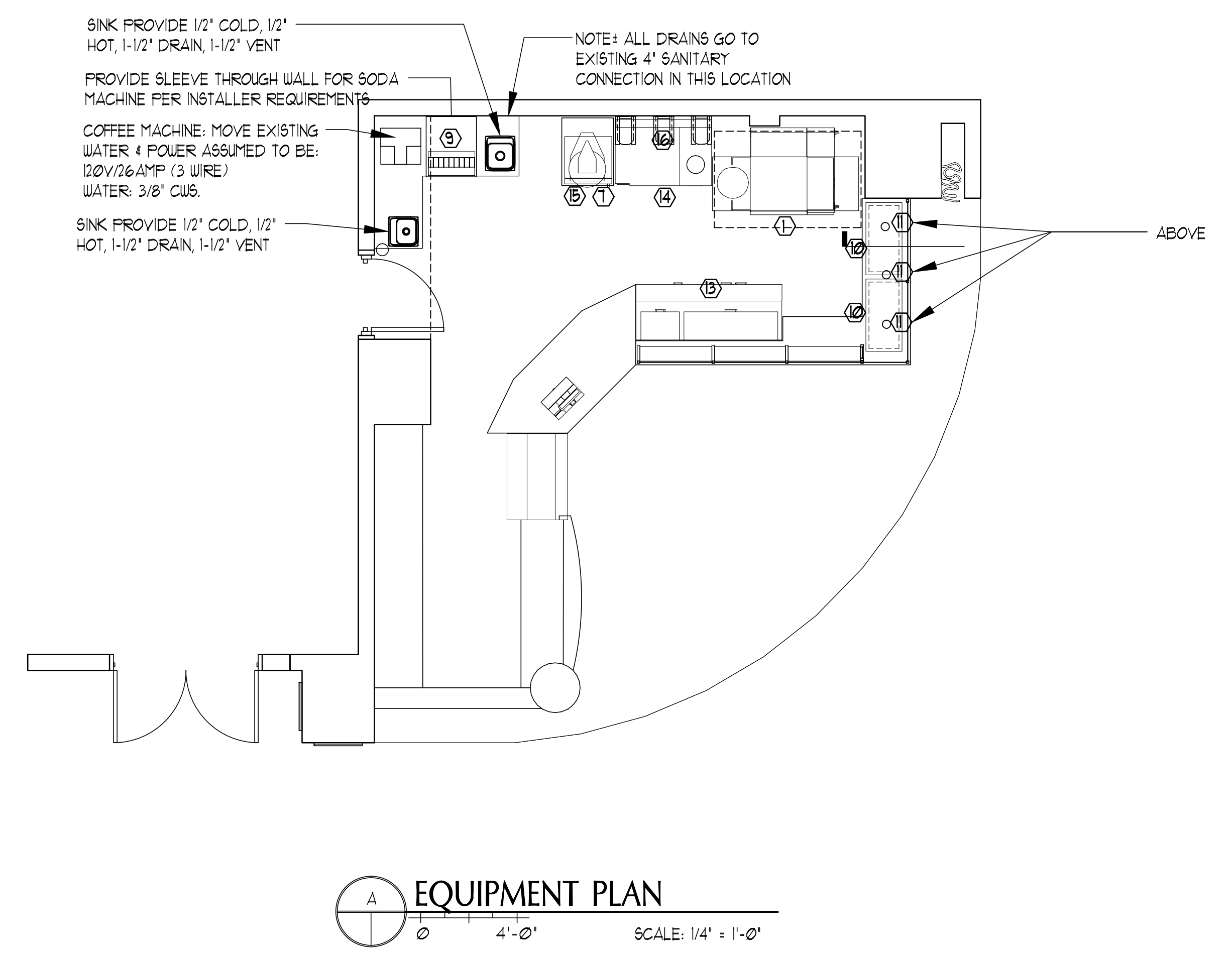


NOTE: UNLESS OTHERWISE NOTED OUTLETS AND SWITCHES ON BACK WALL ARE TO BE RELOCATED. THE ONLY NEW OUTLETS OR SWITCHES WILL BE ON NEW COUNTER SPACE AREAS

EQUIPMENT SCHEDULE

Item #	QTY	Description	Provided by:	Manufacturer/Model	Dimensions	Water		Drain	Electrical		Remarks
						HW	CW		Volts/CV/Phase	Amps	
1	1	Impinger	Aramark	Existing					208V	28	3 phase
2	1	Oven	Aramark	Existing	95"x68"x25"				120V	12	metro c190 add.
3	1	Proofner	Aramark	Existing			Yes		208V/9.4Kw		3 phase
4	1	Cooler Base	Aramark	Existing					120	20	
5	1	Standup Fridge	Aramark	Existing							
6	1	Panini Machine	Aramark	Existing					220V	6.8	
7	1	Dough Press	Aramark	Existing						9.6	
8	2	Induction Top (2)	Aramark						120V	12.5A	
9	1	Soda Machine Pepsi	Aramark		31"x30"x38"		Yes				
10	2	Hot Plates	Aramark						120V	2.7A	
11	3	Heat Lamps	By GC.	HATCO MODEL DL-500-CR BLACK					120V / 250WATT LAMP		
12	6	Type A Light	By GC.	LED6 Nora NHC170QAT/NTS874LI WF							
13	1	Sandwich Base	Aramark	Existing					115V	10.5A	
14	1	Pizza Base	Aramark	Existing					120V	3.3A	
15	1	Fridge Under Press	Aramark	Existing					115V	3.9A	
16	3	Rack on wall	Aramark	PVIFS Model# TPZ2512	14"x10"x33"						24 Pizzas
17	2	Type B light	By GC.	Prescolite/SDPSCFT42EB							AMBER SHADE

- ALL ELECTRICAL WORK TO MEET 2011 NATIONAL ELECTRICAL CODE.
- CONTRACTOR TO INSTALL NEW 30 CIRCUIT RECESSED SUBPANEL TO BE FED FROM EXISTING PANEL. INSTALL NEW 3P 100A BREAKER IN EXISTING PANEL AND 100A FEEDER TO NEW SUBPANEL. PROVIDE NEW PANEL WITH QTY (20) 20A, 1P BREAKERS, QTY (3) 30A 2P, QTY (2) 50A 2P. VERIFY TWO POLE BREAKER SIZES WITH EQUIPMENT.
- CONTRACTOR TO INSTALL ELECTRICAL POWER FOR ALL EQUIPMENT INDICATED ON THE DRAWINGS IN PLAN AND ON THE EQUIPMENT SCHEDULE.



#	DATE	DESCRIPTION
REVISIONS		
	Date Issued	08/06/13
	Project Number	13302
	Drawing Scale	AS NOTED
	SHEET NAME	POWER AND EQUIPMENT PLAN & SCHEDULE
Drawn By	JCC	
Checked By	JCC	

A2.1