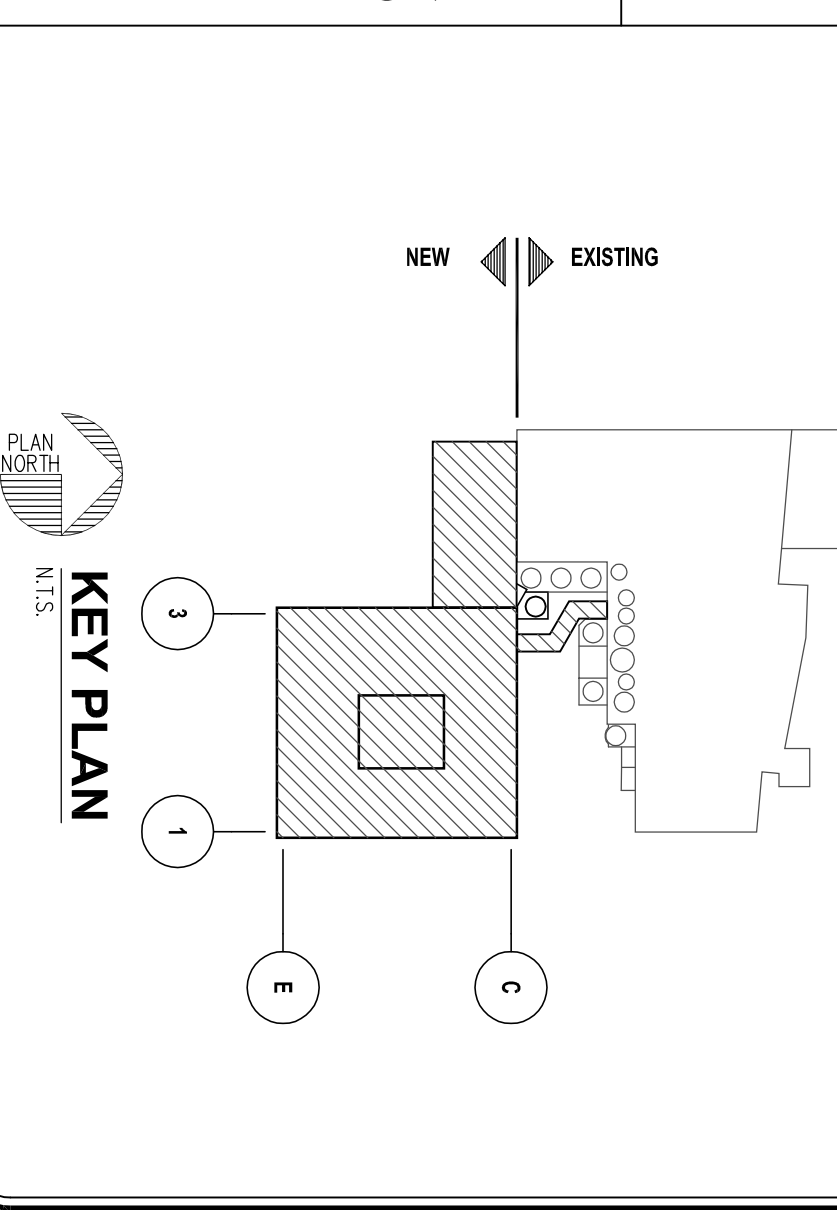
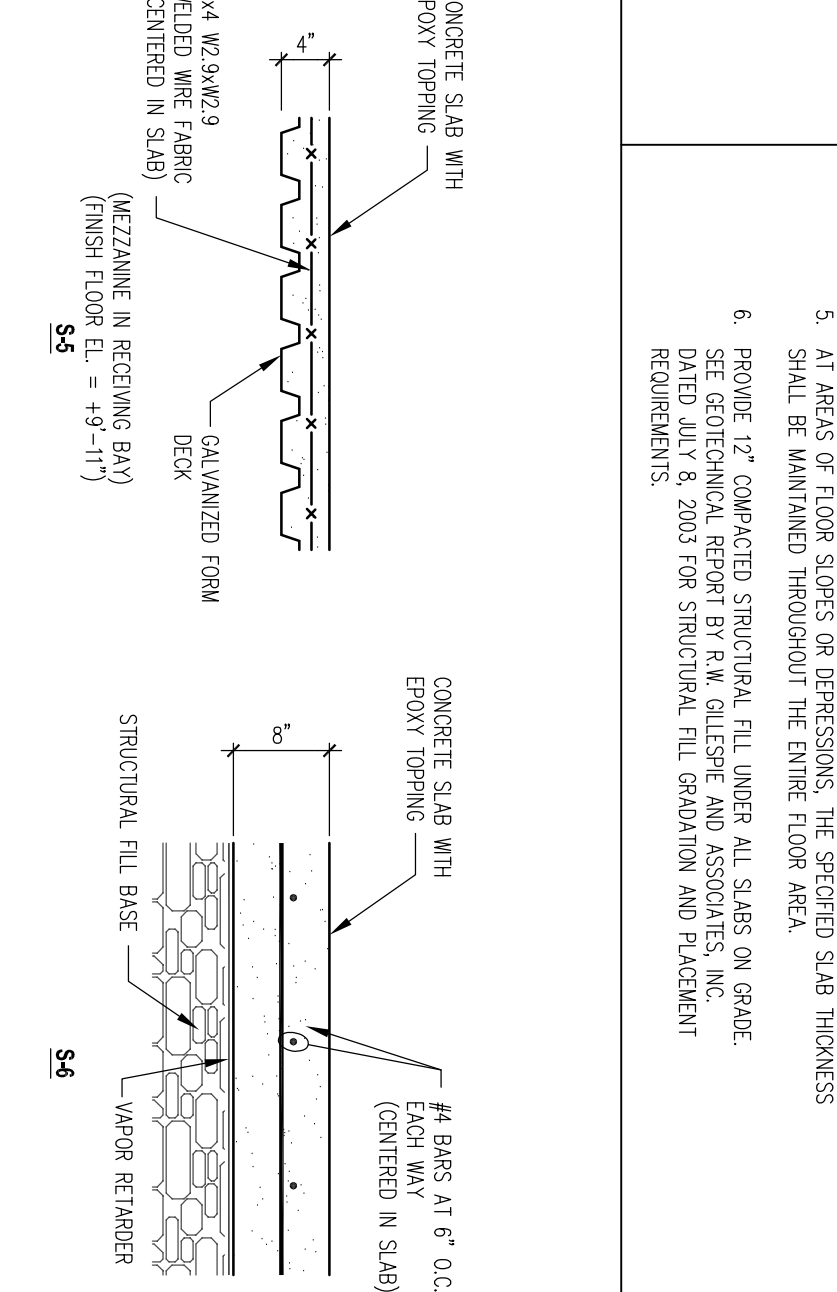
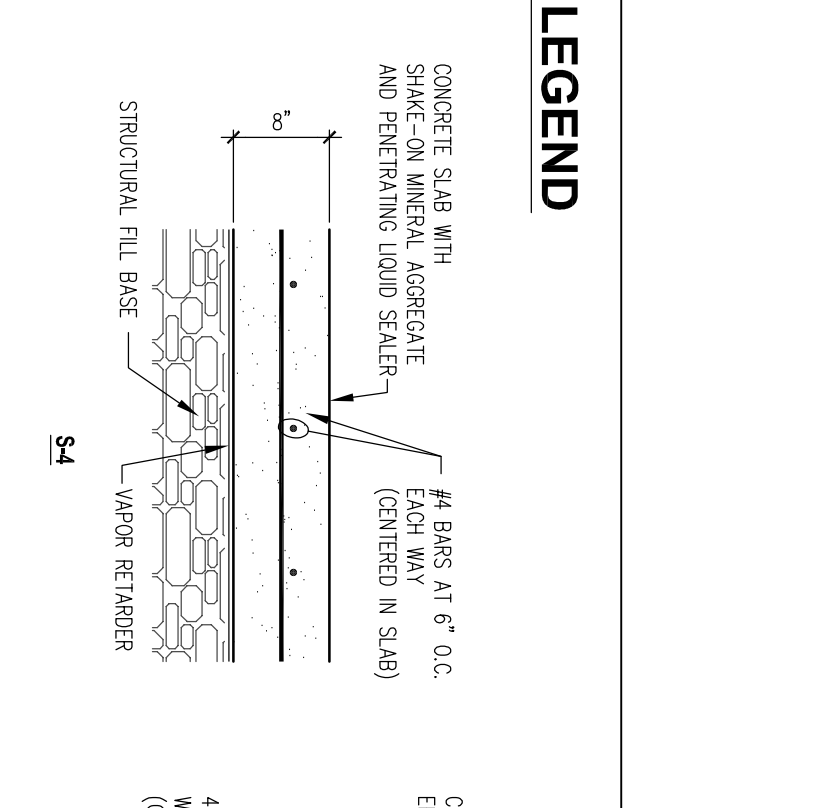
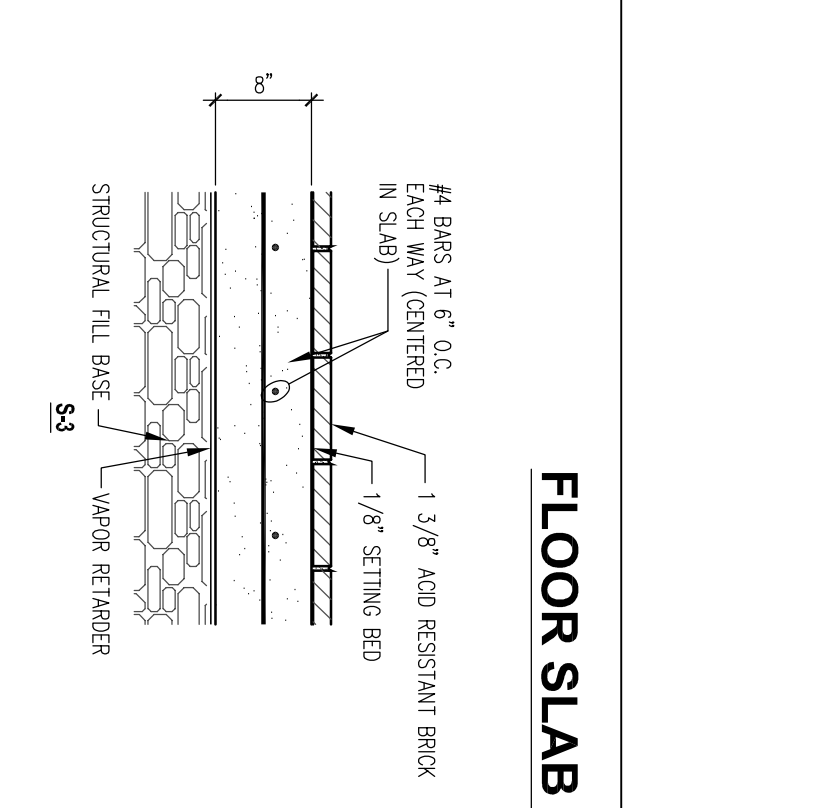
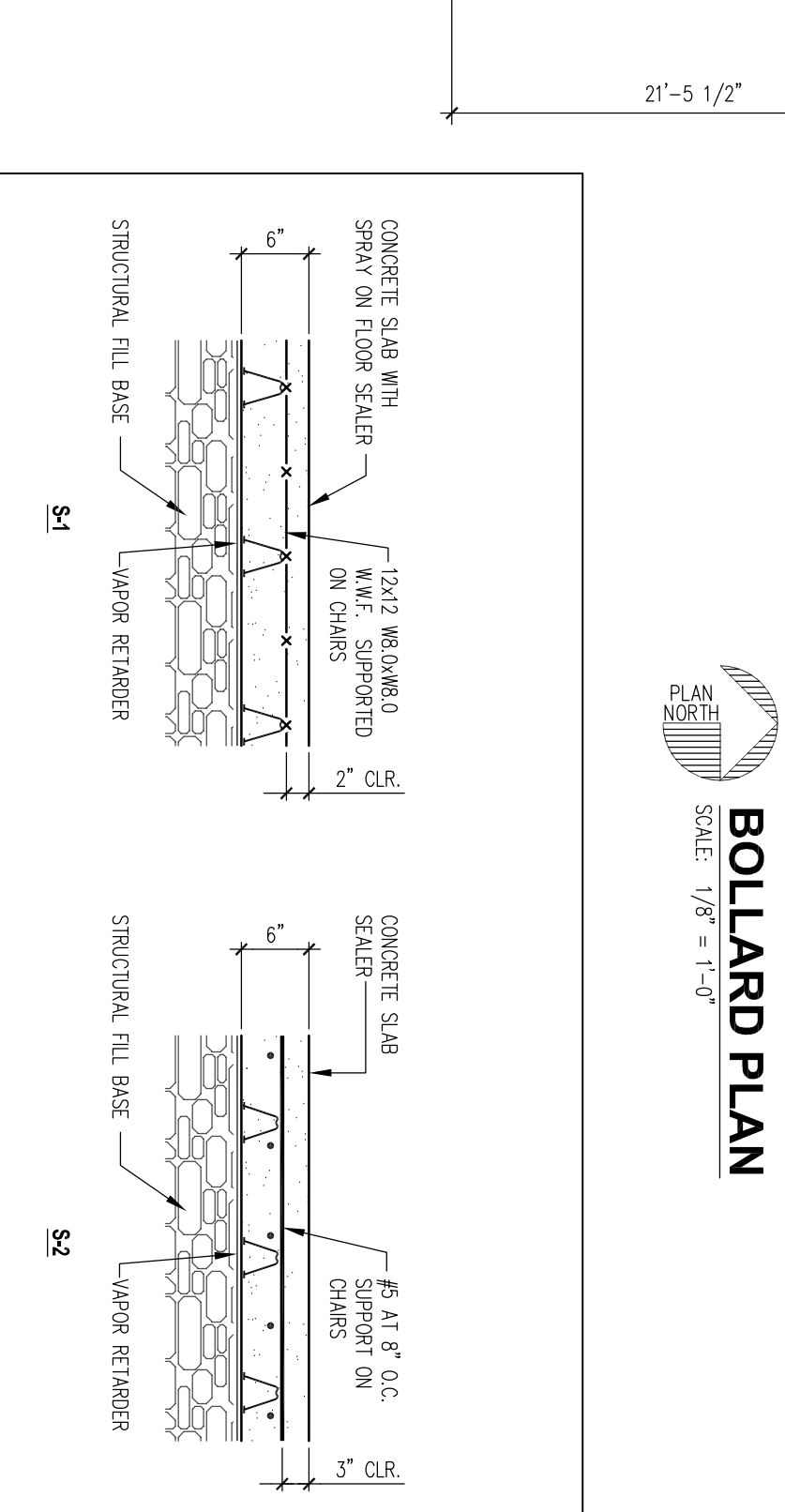
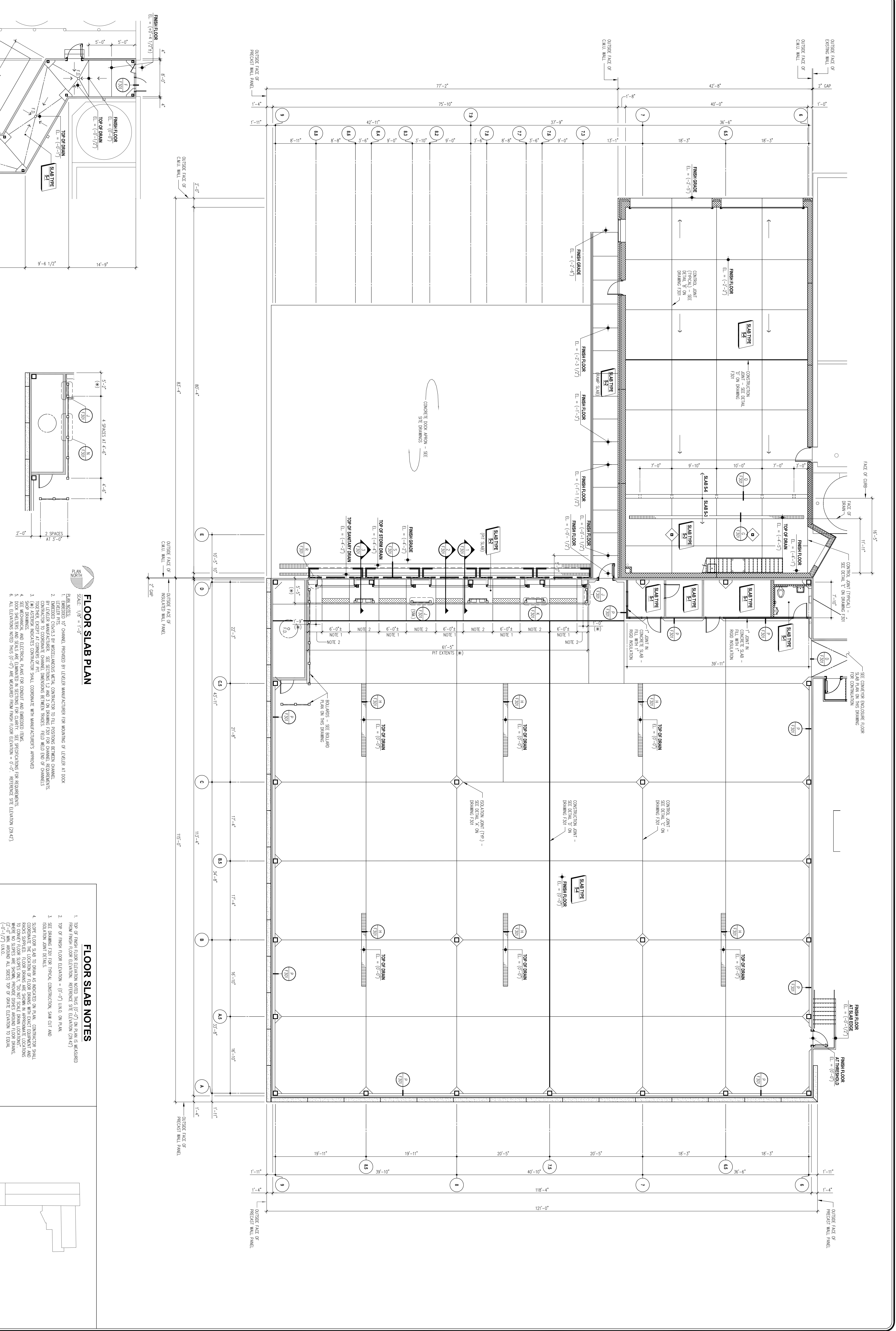


CONVEYOR ENCLOSURE FLOOR SLAB PLAN

SCALE: 1/8" = 1'-0"



DATE: MARCH 1, 2004
 DRAWING TITLE: FLOOR SLAB PLAN
 DRAWING NUMBER: F300
 REVISION: 0



FLOOR SLAB PLAN

SCALE: 1/8" = 1'-0"

FLOOR SLAB NOTES:

- TYPE OF FINISH FLOOR SHALL BE DETERMINED BY THE OWNER AND SHALL BE INDICATED FROM FINISH FLOOR ELEVATION. REFERENCE SEE ELEVATION (204.2).
- TOP OF FINISH FLOOR ELEVATION = (0'-0") UNLESS NOTED.
- SEE DRAWING 201 FOR TYPICAL CONSTRUCTION, SAME CUT AND FINISH SHALL BE USED FOR ALL FINISH FLOOR.
- CONCRETE SHALL BE 4000 PSI COMPRESSIVE STRENGTH, 3" MIN. SLAB THICKNESS UNLESS NOTED OTHERWISE. FLOOR FINISHES ARE SHOWN IN APPROXIMATE LOCATIONS WHERE NO SIZES ARE SHOWN. PROVIDE FINISHES ABOVE FLOOR FINISH. (2'-0" MIN. ABOVE ALL SIZES) TOP OF FINISH ELEVATION TO FINISH. (2'-0" MIN. ABOVE ALL SIZES) TOP OF FINISH ELEVATION TO FINISH.
- SLABES SHALL BE REINFORCED WITH #4 BARS AT 18" ON CENTER.
- PROVIDE 1" COMPACTED STRUCTURAL FILL UNDER ALL SLABS ON GRADE. SEE GEOTECHNICAL REPORT BY R.W. KLEINER AND ASSOCIATES, INC. DATED JULY 8, 2003 FOR STRUCTURAL FILL QUANTITIES AND PLACEMENT REQUIREMENTS.

FLOOR SLAB LEGEND:

S1: CONCRETE SLAB WITH 12#2 REBAR @ 18" ON CENTER, 1" MIN. THICKNESS, 1" MIN. FINISH. (2'-0" MIN. ABOVE ALL SIZES) TOP OF FINISH ELEVATION TO FINISH.

S2: CONCRETE SLAB WITH 12#2 REBAR @ 18" ON CENTER, 1" MIN. THICKNESS, 1" MIN. FINISH. (2'-0" MIN. ABOVE ALL SIZES) TOP OF FINISH ELEVATION TO FINISH.

S3: CONCRETE SLAB WITH 12#2 REBAR @ 18" ON CENTER, 1" MIN. THICKNESS, 1" MIN. FINISH. (2'-0" MIN. ABOVE ALL SIZES) TOP OF FINISH ELEVATION TO FINISH.

S4: CONCRETE SLAB WITH 12#2 REBAR @ 18" ON CENTER, 1" MIN. THICKNESS, 1" MIN. FINISH. (2'-0" MIN. ABOVE ALL SIZES) TOP OF FINISH ELEVATION TO FINISH.

S5: CONCRETE SLAB WITH 12#2 REBAR @ 18" ON CENTER, 1" MIN. THICKNESS, 1" MIN. FINISH. (2'-0" MIN. ABOVE ALL SIZES) TOP OF FINISH ELEVATION TO FINISH.

S6: CONCRETE SLAB WITH 12#2 REBAR @ 18" ON CENTER, 1" MIN. THICKNESS, 1" MIN. FINISH. (2'-0" MIN. ABOVE ALL SIZES) TOP OF FINISH ELEVATION TO FINISH.

S7: CONCRETE SLAB WITH 12#2 REBAR @ 18" ON CENTER, 1" MIN. THICKNESS, 1" MIN. FINISH. (2'-0" MIN. ABOVE ALL SIZES) TOP OF FINISH ELEVATION TO FINISH.

S8: CONCRETE SLAB WITH 12#2 REBAR @ 18" ON CENTER, 1" MIN. THICKNESS, 1" MIN. FINISH. (2'-0" MIN. ABOVE ALL SIZES) TOP OF FINISH ELEVATION TO FINISH.

S9: CONCRETE SLAB WITH 12#2 REBAR @ 18" ON CENTER, 1" MIN. THICKNESS, 1" MIN. FINISH. (2'-0" MIN. ABOVE ALL SIZES) TOP OF FINISH ELEVATION TO FINISH.

S10: CONCRETE SLAB WITH 12#2 REBAR @ 18" ON CENTER, 1" MIN. THICKNESS, 1" MIN. FINISH. (2'-0" MIN. ABOVE ALL SIZES) TOP OF FINISH ELEVATION TO FINISH.

REVISIONS:

0	3-1-04	ISSUED FOR BIDDING
---	--------	--------------------

PROJECT INFORMATION:

PROJECT NUMBER: 0167.00
 PROJECT TITLE: NEW MILK COOLER
 361 FOREST AVENUE
 PORTLAND, MAINE 04101

DESIGNER: J.A.S.
CHECKED BY: J.A.S.
DATE: MARCH 1, 2004

CLIENT: OAKLUST DAIRY

ENGINEER: FACILITIES DESIGN, INC.
 3904 Ashd Drive
 Columbia, Pennsylvania 17512
 Phone: (717) 285-9442
 Fax: (717) 285-3102
 Email: info@facilitiesdesign.com
 Web: www.facilitiesdesign.com
 CA NUMBER: 2002018

ENGINEERING DESIGN SERVICES:
 Architectural Engineering
 Building Structural
 Foundation
 Fire Protection
 Geotechnical Engineering
 Interior Design
 Lighting
 Mechanical
 Process Services
 Project Management
 Structural Steel
 Water/Wastewater
 Woodworking