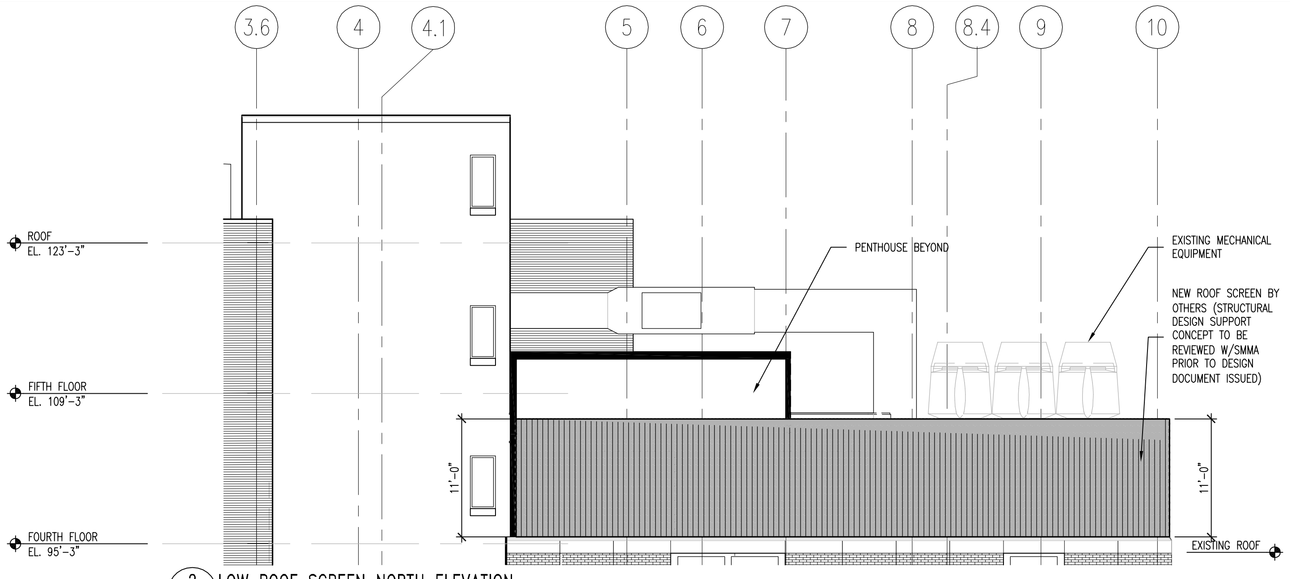

2 LOW ROOF SCREEN NORTH ELEVATION
SCALE: 1/8"=1'-0"

NOTE:
ALL EXPOSED METALS TO BE HOT DIPPED GALVANIZED

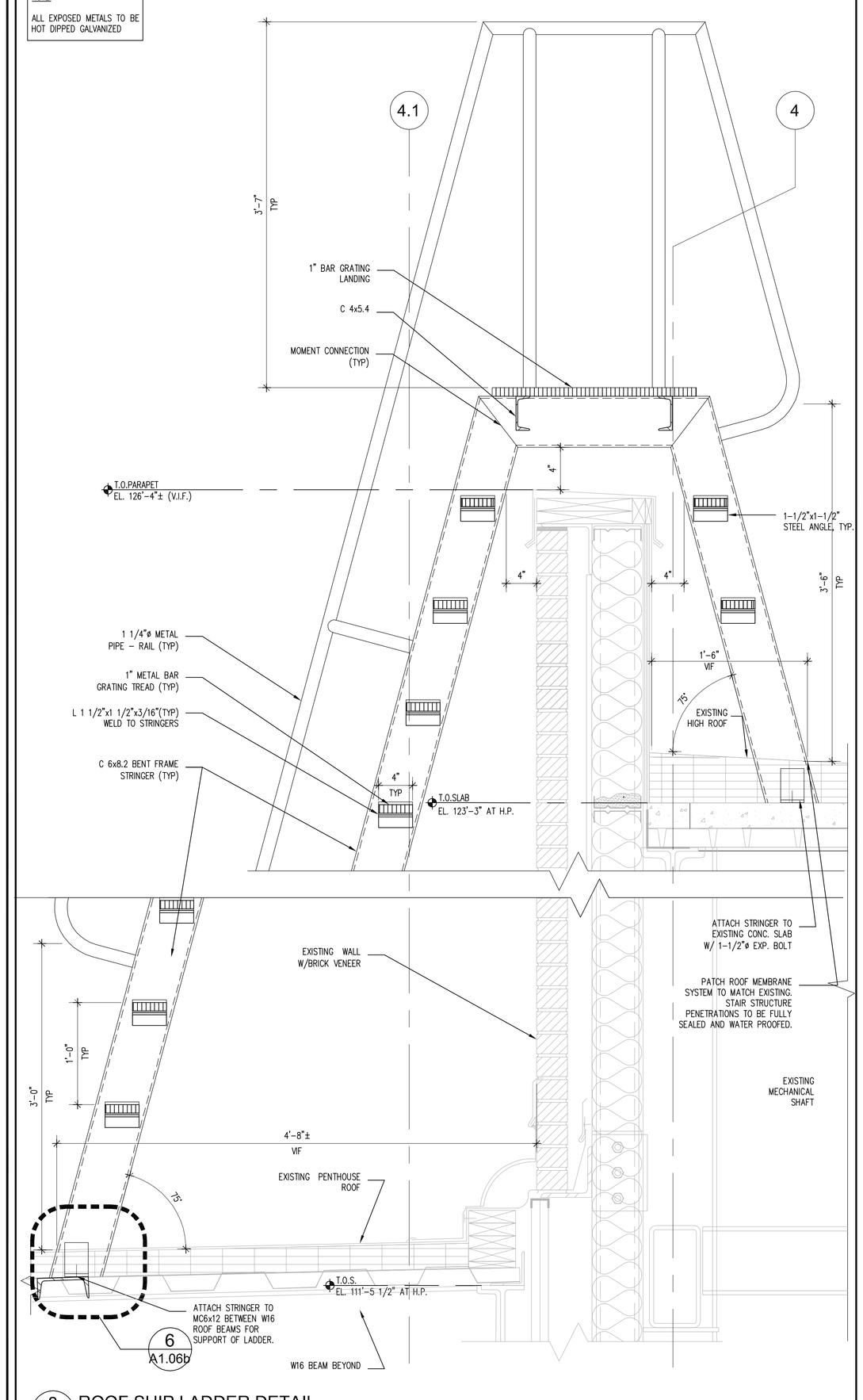

3 ROOF SHIP LADDER DETAIL
SCALE: 1 1/2" = 1'-0"

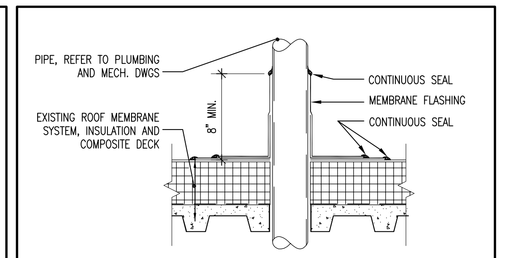

4 TYP. PIPE PENETRATION DETAIL
SCALE: 1 1/2" = 1'-0"

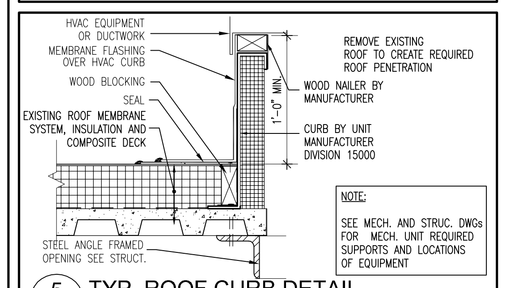

NOTE:
SEE MECH. AND STRUC. DWGs FOR MECH. UNIT REQUIRED SUPPORTS AND LOCATIONS OF EQUIPMENT

5 TYP. ROOF CURB DETAIL
SCALE: 1-1/2" = 1'-0"

NOTE:
1. PROVIDE OPENING AT EXISTING ROOFING.
2. WELD CHANNEL TO EXISTING DECK.
3. PATCH ROOFING ASA REQUIREQ.

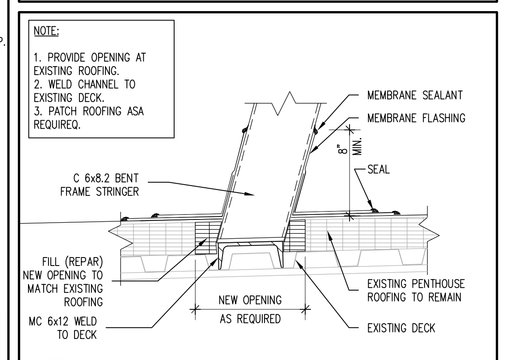

6 STRINGER AT EXISTING DECK
SCALE:1 1/2"=1'-0"

NOTE:
ALL EXPOSED METALS TO BE HOT DIPPED GALVANIZED

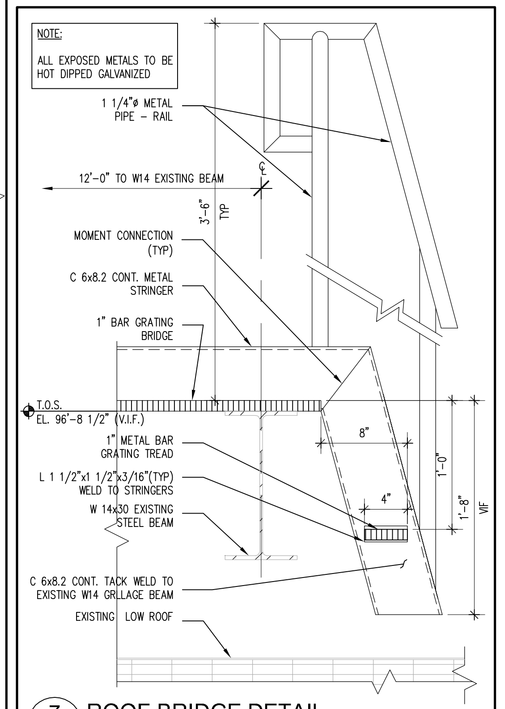

7 ROOF BRIDGE DETAIL
SCALE: 1 1/2" = 1'-0"

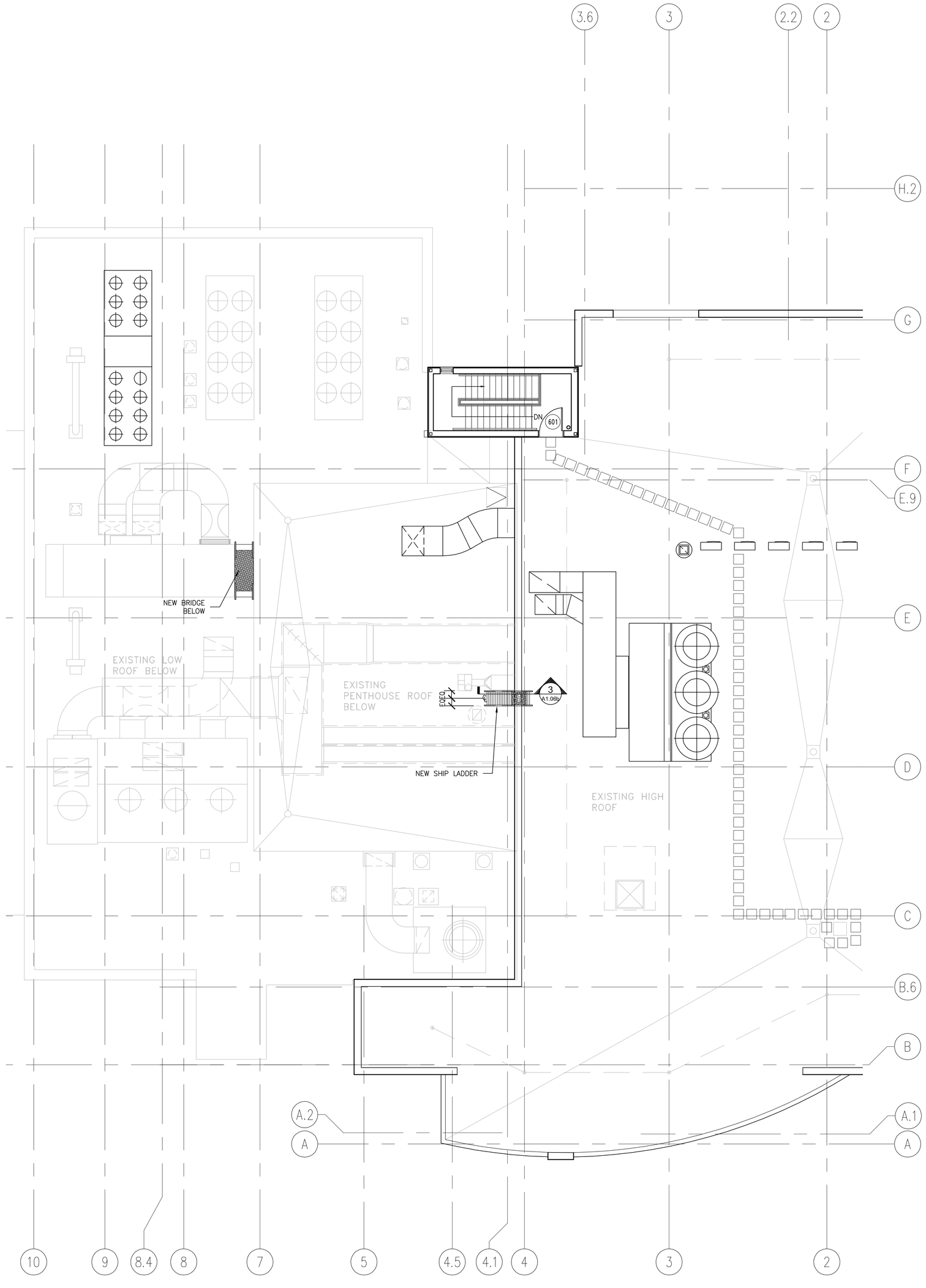

1 HIGH ROOF PLAN
SCALE: 1/8"=1'-0"

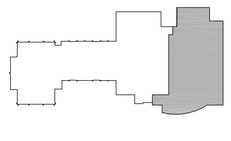

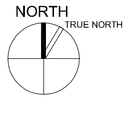

SMMA
SYMMES MAINI & MCKEE ASSOCIATES

1000 Massachusetts Avenue
Cambridge, Massachusetts 02138
617.547.5400 · Fax 617.354.5758

OWNER REVIEW

NAME	DATE

NO.	DATE	DESCRIPTION
	06.21.06	ISSUED FOR CONSTRUCTION
	05.03.06	SCOPE REVISION

ISSUE LOG
△ = CLOUDED CHANGE

UNIVERSITY OF SOUTHERN MAINE
70 FALMOUTH STREET
PORTLAND, MAINE

RESEARCH WING
PHASE III FIT-OUT

HIGH ROOF PLAN, ELEVATIONS AND DETAILS

SCALE	AS NOTED
DRAWN BY	AJT/GAK
CHECKED BY	
PROJ. ARCH. / ENGR.	MD
PROJ. MGR.	RCH
JOB NO.	03049.10

© SYMMES, MAINI & MCKEE ASSOCIATES, INC. 2004

A1.06b