



NOTE:
 1. SEE SHEET E-001 FOR LEGEND AND GENERAL NOTES.

- KEYED NOTES:**
- ① INSTALL 6" ABOVE COUNTER.
 - ② INSTALL 42" AFF TO CENTER.
 - ③ INSTALL 72" AFF TO CENTER.
 - ④ INSTALL 84" AFF TO CENTER.
 - ⑤ INSTALL IN CEILING 12' FROM PROJECTOR SCREEN.
 - ⑥ INSTALL 54" AFF TO CENTER.

144 Fore Street/P.O. Box 618
 Portland, Maine 04104
 tel. (207) 772-3846
 fax. (207) 772-1070
 www.smmhinc.com

ARCHITECTURE
 ENGINEERING
 PLANNING
 INTERIOR DESIGN
 COMMISSIONING

SMART



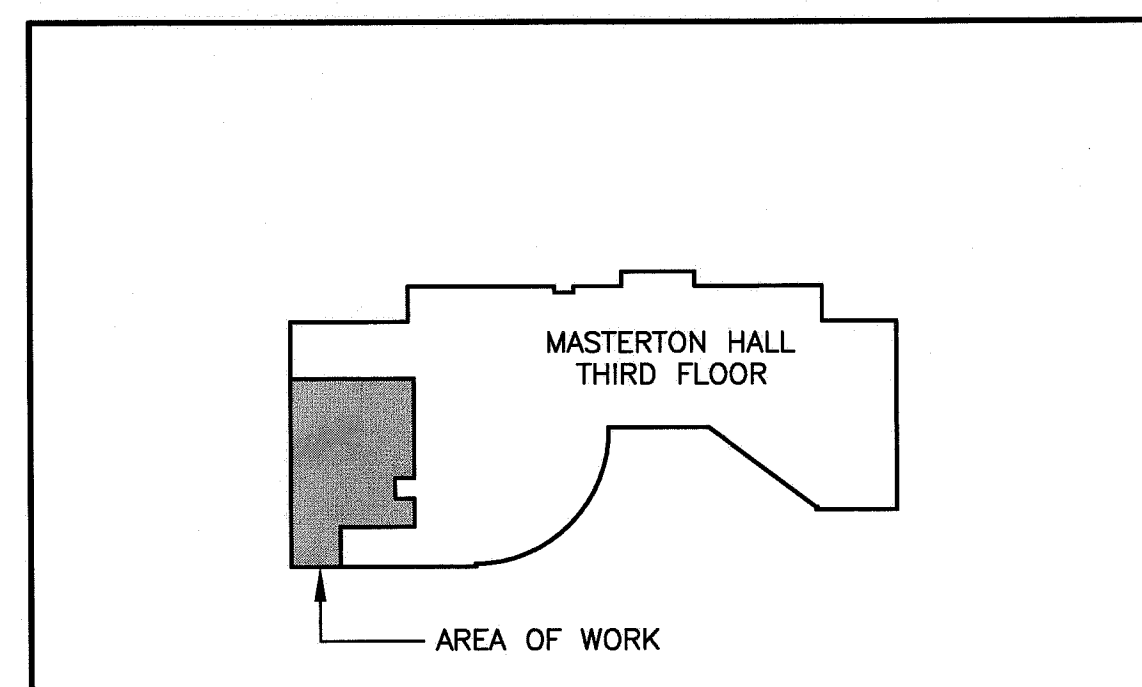
UNIVERSITY OF SOUTHERN MAINE
 SIMULATION LABORATORY
 PORTLAND, MAINE

ISSUED FOR BIDDING & CONSTRUCTION
 4-15-11

REV	DESCRIPTION	DATE
0	ISSUED FOR BIDDING & CONSTRUCTION	4-15-11

GRAPHIC SCALE:
 0" 1"

SCALE: 1/4" = 1'-0"
 PROJECT MANAGER: SLB
 JC/DRAWN BY: CDS
 A/E OF RECORD: JPB
 CAD FILE: EY102-10150
 PROJECT NO: 10150-00
 DATE: 4-15-11
 SHEET TITLE:



A1 THIRD FLOOR PLAN

A14 KEY PLAN

1/4" = 1'-0"

NTS *

THIRD FLOOR
 SYSTEMS PLAN

SHEET No.
EY102

© COPYRIGHT 2009 SMART INC.