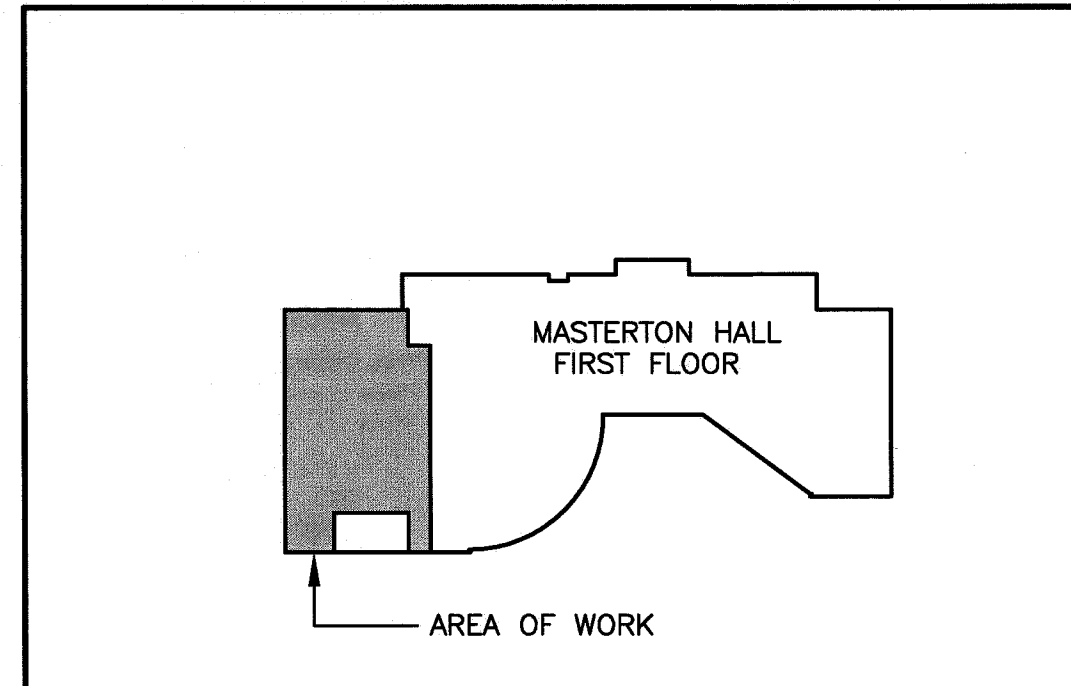


NOTES:

- SEE SHEET E-001 FOR LEGEND AND GENERAL NOTES.
- LIGHTING IN SIMULATION ROOMS 140, 143, 151 AND 153 WILL BE CONTROLLED FROM SWITCHES TO BE PROVIDED IN THE ADJACENT CONTROL ROOM. SEE E-601 FOR CONTROL SCHEMATICS.

KEYED NOTES:


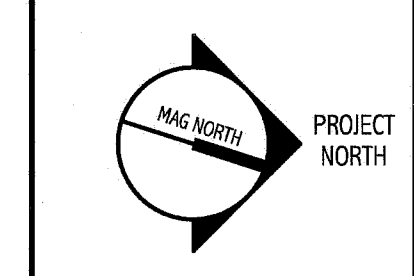
- TEMPORARILY SUPPORT FIXTURE DURING CEILING REMOVAL AND RE-INSTALL IN NEW CEILING.
- CONTROLLED FROM EXISTING SWITCHING.
- INSTALL SWITCH 5'-6" AFF TO CENTER.



144 Fore Street/P.O. Box 618
 Portland, Maine 04104
 Tel: (207) 772-8848
 Fax: (207) 772-1070
 www.smartrc.com

ARCHITECTURE
 ENGINEERING
 PLANNING
 INTERIOR DESIGN
 COMMISSIONING

SMART



UNIVERSITY OF SOUTHERN MAINE
 SIMULATION LABORATORY
 PORTLAND, MAINE

ISSUED FOR BIDDING & CONSTRUCTION
 4-15-11

CURRENT ISSUE STATUS:

REV	DESCRIPTION	DATE
0	ISSUED FOR BIDDING & CONSTRUCTION	4-15-11

GRAPHIC SCALE:
 0" = 1"

SCALE: 1/4" = 1'-0"

PROJECT MANAGER: SLB
 JC/DRAWN BY: CDS
 A/E OF RECORD: JPP
 CAD FILE: EL101-10150
 PROJECT NO.: 10150-00
 DATE: 4-15-11
 SHEET TITLE:

FIRST FLOOR
 LIGHTING PLAN

SHEET No. **EL101**
 © COPYRIGHT 2009 SMART INC.

A1 FIRST FLOOR PLAN
 1/4" = 1'-0"

A14 KEY PLAN
 NTS *