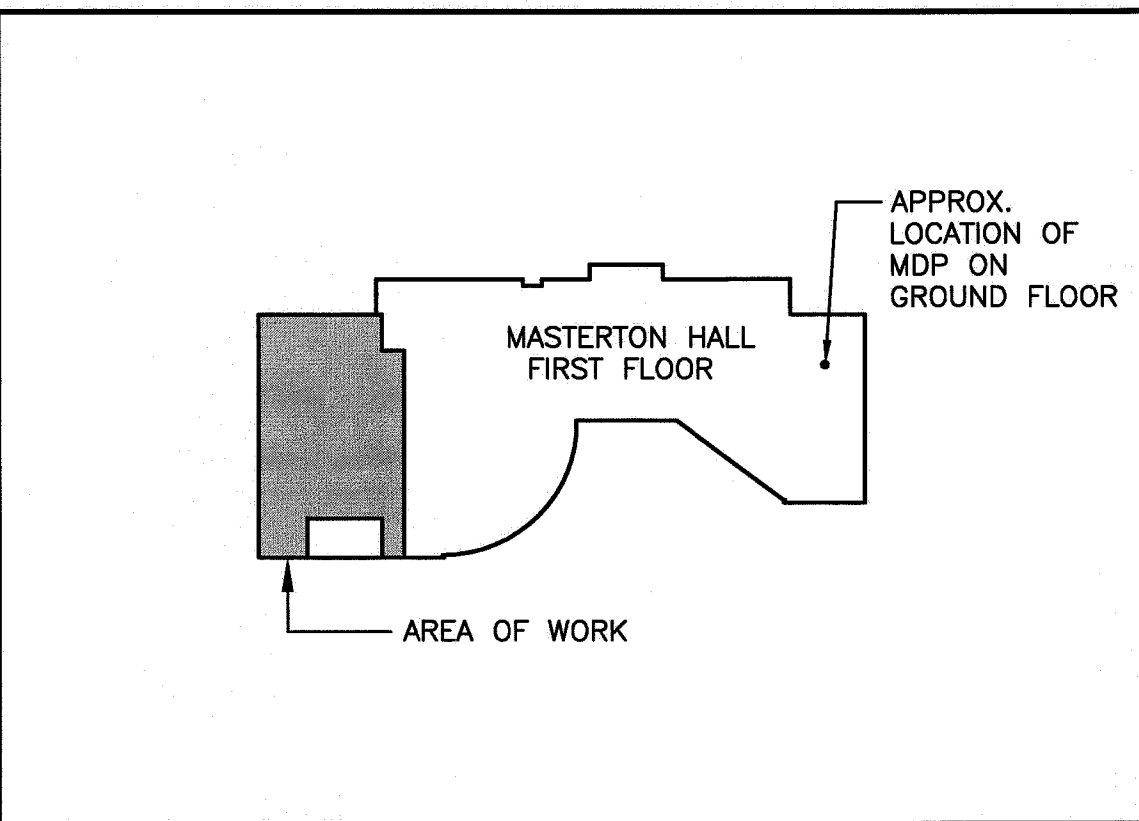


NOTES:

- SEE SHEET E-001 FOR LEGEND AND GENERAL NOTES.
- RECEPTACLES IN SIMULATION ROOMS 140, 143, 151 AND 153 WILL BE CONTROLLED FROM SWITCHES TO BE PROVIDED IN THE ADJACENT CONTROL ROOM. SEE E-601 FOR CONTROL SCHEMATICS. THE ONLY EXCEPTION TO THESE ARE THE RECEPTACLES THAT PROVIDE POWER TO THE MONITOR, LINK BOX AND CAMERAS.


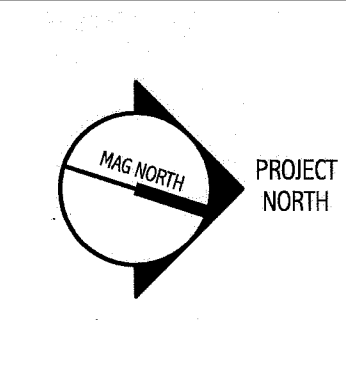

KEYED NOTES:

- INSTALL 6" ABOVE COUNTER.
- INSTALL 42" AFF TO CENTER.
- INSTALL 72" AFF TO CENTER.
- INSTALL 84" AFF TO CENTER.
- NOT USED.
- PROVIDE SINGLE POLE SWITCH WITH PILOT LIGHT. MOUNT 52" AFF TO CENTER. SWITCH SHALL CONTROL VACUUM PUMP LOCATED IN PENTHOUSE. SWITCH SHALL BE RATED 120V, 20A.
- UNSWITCHED RECEPTACLE FOR MONITOR. INSTALL 5'-0" AFF.
- UNSWITCHED RECEPTACLE FOR LINK BOX. INSTALL 18" AFF.
- UNSWITCHED RECEPTACLE FOR MONITOR & LINK BOX. INSTALL 5'-0" AFF.
- INSTALL 96" AFF TO CENTER.
- UNSWITCHED RECEPTACLE FOR CAMERA.
- INSTALL 42" AFF. COORDINATE WITH OWNER FURNISHED FLIP DOWN PC.
- PROVIDE POWER FOR CONDENSATE PUMP. COORDINATE WITH MECHANICAL CONTRACTOR FOR EXACT LOCATION.



144 Fore Street/P.O. Box 618
Portland, Maine 04104
Tel. (207) 772-3846
Fax. (207) 772-1070
www.smrtinc.com

ARCHITECTURE
ENGINEERING
PLANNING
INTERIOR DESIGN
COMMISSIONING



UNIVERSITY OF SOUTHERN MAINE
SIMULATION LABORATORY
PORTLAND, MAINE

ISSUED FOR BIDDING & CONSTRUCTION
4-15-11

CURRENT ISSUE STATUS:

REV	DESCRIPTION	DATE
0	ISSUED FOR BIDDING, PERMITS & CONSTRUCTION	4-15-11

GRAPHIC SCALE:
0" = 1"

SCALE: 1/4" = 1'-0"

PROJECT MANAGER: SLB
JC/DRAWN BY: CDS
A/E OF RECORD: JPP
CAD FILE: EP101-10150
PROJECT NO: 10150-00
DATE: 4-15-11
SHEET TITLE:

FIRST FLOOR
POWER PLAN

SHEET No.
EP101
© COPYRIGHT 2009 SMRT INC.