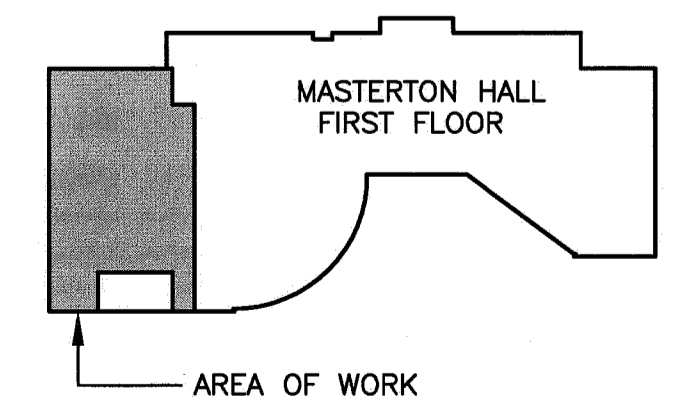


NOTES:

- SEE SHEET E-001 FOR LEGEND AND GENERAL NOTES.
- ALL REMOVED LIGHT FIXTURES TO BE RETURNED TO OWNER.


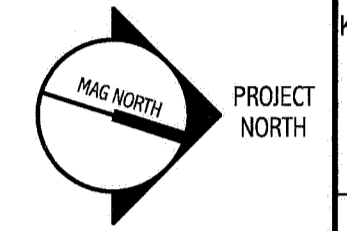
KEYED NOTE:

- HEADWALL TO BE RELOCATED TO THIRD FLOOR. DEMO ELECTRICAL BACK TO JUNCTION BOX OR, IF A DEDICATED CIRCUIT, BACK TO PANELBOARD.



144 Fore Street, P.O. Box 618
Portland, Maine 04104
Tel: (207) 772-3848
Fax: (207) 772-1070
www.smartinc.com

ARCHITECTURE
ENGINEERING
PLANNING
INTERIOR DESIGN
COMMISSIONING



UNIVERSITY OF SOUTHERN MAINE
SIMULATION LABORATORY
PORTLAND, MAINE
ISSUED FOR BIDDING & CONSTRUCTION
4-15-11

REV	DESCRIPTION	DATE
0	ISSUED FOR BIDDING & CONSTRUCTION	4-15-11

GRAPHIC SCALE:
0" 1"
SCALE: 1/4"=1'-0"
PROJECT MANAGER: SLB
JC/DRAWN BY: CDS
A/E OF RECORD: JPB
CAD FILE: ED101-10150
PROJECT NO: 10150-00
DATE: 4-15-11

SHEET TITLE:
GROUND AND FIRST FLOOR ELECTRICAL DEMOLITION PLANS
SHEET No. **ED101**

A1 FIRST FLOOR DEMOLITION PLAN
1/4" = 1'-0"

A8 GROUND FLOOR DEMOLITION PLAN
1/4" = 1'-0"

A14 KEY PLAN
NTS