

NOTES:


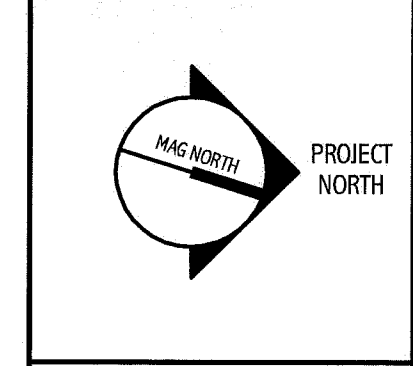

- SEE SHEET M-001 FOR LEGEND AND ABBREVIATIONS.
- REFER TO ARCHITECTURAL PLANS FOR EXACT LOCATION OF GAS OUTLETS.

KEYED NOTES:

- 3/4" CA DN TO FIRST FLOOR. SEE PL121 FOR CONTINUATION.
- 3/4" VAC TO VP-1, LOCATED IN PENTHOUSE. (SEE MH103 FOR CONTINUATION). 3/4" VAC DN TO FIRST FLOOR VAC INLETS. SEE PL121 FOR CONTINUATION.
- 3/4" VAC UP TO (E) VACUUM PUMP, RELOCATED TO PENTHOUSE. SEE MH103 FOR CONTINUATION.

144 Fore Street/P.O. Box 618
 Portland, Maine 04104
 tel. (207) 775-3846
 fax. (207) 775-1070
 www.smrtinc.com

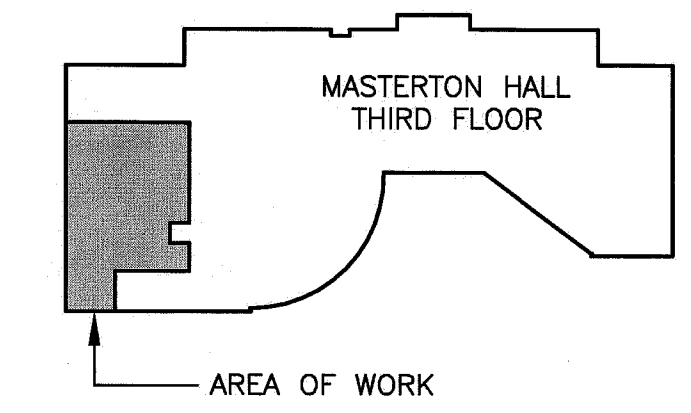
ARCHITECTURE
 ENGINEERING
 PLANNING
 INTERIOR DESIGN
 COMMISSIONING



UNIVERSITY OF SOUTHERN MAINE
 SIMULATION LABORATORY
 PORTLAND, MAINE

ISSUED FOR BIDDING & CONSTRUCTION
 4-15-11

CURRENT ISSUE STATUS:



| REV | DESCRIPTION | DATE |
|-----|---|---------|
| 0 | ISSUED FOR BIDDING, PERMITTING & CONSTRUCTION | 4-15-11 |

GRAPHIC SCALE:
 0" 1"
 SCALE: 1/4"=1'-0"
 PROJECT MANAGER: SLB
 JC/DRAWN BY: BAL
 A/E OF RECORD: RNW
 CAD FILE: PL123-10150
 PROJECT NO: 10150-00
 DATE: 4-15-11
 SHEET TITLE:

A1 THIRD FLOOR MEDICAL GAS PIPING PLAN
 1/4" = 1'-0"

A14 KEY PLAN
 NTS *

SHEET No.
PL123
 © COPYRIGHT 2009 SMRT INC.