

PROVIDE DOWNTURNED ELBOW AND BRASS ESCUTCHEON


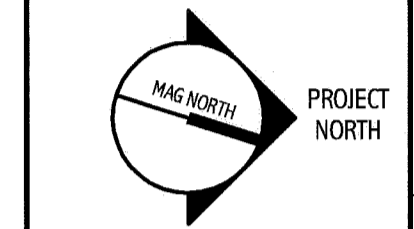
NOTES:
 1. SEE SHEET M-001 FOR LEGEND AND ABBREVIATIONS.
 2. REFER TO ARCHITECTURAL PLANS FOR EXACT LOCATION OF GAS OUTLETS.

KEYED NOTES:
 ① 3/4" CA UP TO THIRD FLOOR CA OUTLETS. SEE PL123 FOR CONTINUATION.
 ② 3/4" VAC UP TO VP-1 ON ROOF. SEE MH103 FOR CONTINUATION.

144 Fore Street/P.O. Box 618
 Portland, Maine 04104
 tel. (207) 779-3846
 fax. (207) 779-1070
 www.smrinc.com

ARCHITECTURE
 ENGINEERING
 PLANNING
 INTERIOR DESIGN
 COMMISSIONING

SMRI



UNIVERSITY OF SOUTHERN MAINE
 SIMULATION LABORATORY
 PORTLAND, MAINE

ISSUED FOR BIDDING & CONSTRUCTION
 4-15-11

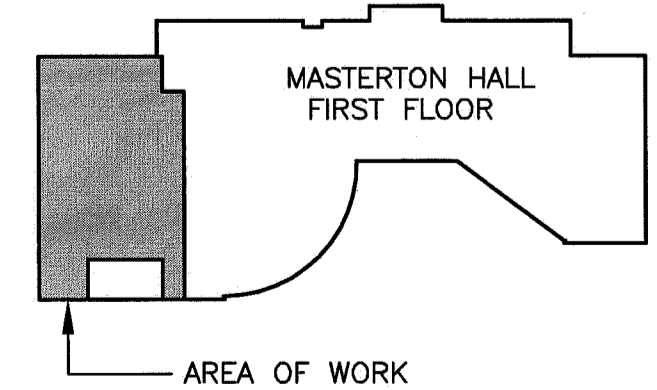
CURRENT ISSUE STATUS:

REV	DESCRIPTION	DATE
0	ISSUED FOR BIDDING, PERMITTING & CONSTRUCTION	4-15-11

GRAPHIC SCALE:
 0" = 1"

SCALE: 1/4" = 1'-0"

PROJECT MANAGER: SLB
 JC/DRAWN BY: BAL
 A/E OF RECORD: RMW
 CAD FILE: PL121-10150
 PROJECT NO: 10150-00
 DATE: 4-15-11
 SHEET TITLE:



A1 FIRST FLOOR MEDICAL GAS PIPING PLAN
 1/4" = 1'-0"

A14 KEY PLAN
 NTS *

FIRST FLOOR
 GAS PIPING PLAN

SHEET No.
PL121
 © COPYRIGHT 2009 SMRI INC.