




NOTES:

1. SEE SHEET M-001 FOR LEGEND AND ABBREVIATIONS.
2. EXISTING SPRINKLER PIPING AND HEADS TO REMAIN. MODIFY AND REWORK EXISTING SPRINKLER SYSTEM, PER NFPA 13 REQUIREMENTS, TO AVOID CONFLICTS WITH HVAC AND OTHER NEW INSTALLATIONS.

KEYED NOTES:

- ① ROUTE NEW 1/2" CW AND 1/2" HW TO SK-A. PROVIDE SHUT-OFF VALVES ON INLETS OF EACH SK-A
- ② 2" S-DOWN.
- ③ 1-1/2" V-RISE AND 2" W-DN.
- ④ ROUTE NEW 1/2" CW AND 1/2" HW TO SK-B AND TO EE-A MOUNTED UNDER COUNTER. PROVIDE SHUT-OFF VALVES ON INLETS AND OUTLETS OF EE-A AND SK-B. ROUTE 1/2" TW FROM EE-A TO EE-B.
- ⑤ RELOCATED (E) 3/4" RHW UP,
(E) 1" HW UP,
(E) 2" S UP,
(E) 1" CW UP.
- ⑥ (E) 1/2" HW UP,
(E) 1/2" RHW UP,
(E) 2" S UP,
(E) 1/2" CW UP.
- ⑦ 1-1/4" CD FROM CONDENSATE PUMP PROVIDED WITH MECHANICAL EQUIPMENT.

144 Fore Street/P.O. Box 618
Portland, Maine 04104
tel: (207) 772-3846
fax: (207) 772-1070
www.smrinc.com



UNIVERSITY OF SOUTHERN MAINE
SIMULATION LABORATORY
PORTLAND, MAINE

ISSUED FOR BIDDING & CONSTRUCTION
4-15-11

CURRENT ISSUE STATUS:

REV	DESCRIPTION	DATE
0	ISSUED FOR BIDDING, PERMITS & CONSTRUCTION	4-15-11

GRAPHIC SCALE:
0 1"

SCALE: 1/4" = 1'-0"
PROJECT MANAGER: SLB
JC/DRAWN BY: BAL
A/E OF RECORD: RMW
CAD FILE: PL101-10150
PROJECT NO: 10150-00
DATE: 4-15-11
SHEET TITLE:

FIRST FLOOR
PLUMBING PLAN

SHEET No.
PL101
© COPYRIGHT 2009 SMRT INC.

A1 FIRST FLOOR PLUMBING PLAN

1/4" = 1'-0"