
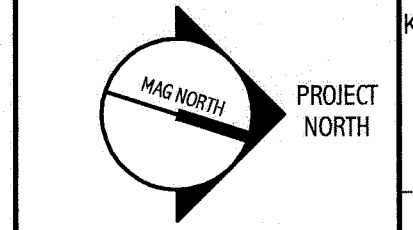



NOTE:
 1. SEE SHEET M-001 FOR LEGEND AND ABBREVIATIONS.

KEYED NOTES:
 ① RELOCATED (E) 3/4" RHW UP,
 (E) 1" HW UP,
 (E) 3" W UP,
 (E) 1" CW UP.

144 Fore Street/P.O. Box 618
 Portland, Maine 04104
 Tel: (207) 772-3846
 Fax: (207) 772-1070
 www.smrtdnc.com

ARCHITECTURE
 ENGINEERING
 PLANNING
 INTERIOR DESIGN
 COMMISSIONING



UNIVERSITY OF SOUTHERN MAINE
 SIMULATION LABORATORY
 PORTLAND, MAINE

ISSUED FOR BIDDING & CONSTRUCTION
 4-15-11

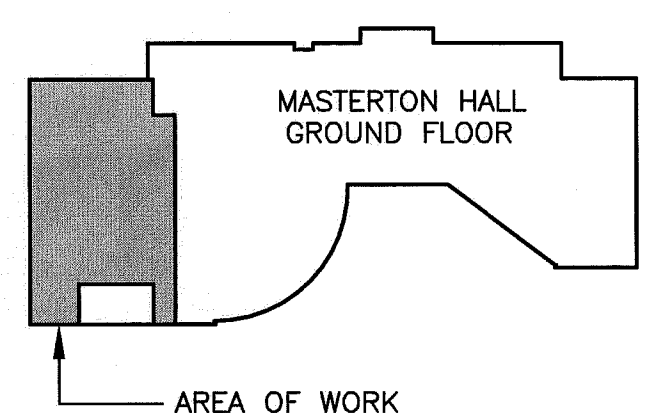
CURRENT ISSUE STATUS:

REV	DESCRIPTION	DATE
0	ISSUED FOR BIDDING, PERMITTING & CONSTRUCTION	4-15-11

GRAPHIC SCALE:
 0" 1"

SCALE: 1/4" = 1'-0"

PROJECT MANAGER: SLB
 JC/DRAWN BY: BAL
 A/E OF RECORD: RMW
 CAD FILE: PL100-10150
 PROJECT NO: 10150-00
 DATE: 4-15-11
 SHEET TITLE:



A1 GROUND FLOOR PLUMBING PLAN

A14 KEY PLAN

1/4" = 1'-0"

NTS * SHEET No. PL100 © COPYRIGHT 2009 SMRT INC.