

NOTE:




1. SEE SHEET M-001 FOR LEGEND AND ABBREVIATIONS.

NOTE:

- ① VRF-11 TO BE 3-WAY THROW.
- ② ALTERNATE #1 INCLUDES VRF UNITS AND ASSOCIATED PIPING AND CONTROLS.

144 Fore Street/P.O. Box 618
 Portland, Maine 04104
 tel. (207) 772-3846
 fax. (207) 772-1070
 www.smartinc.com

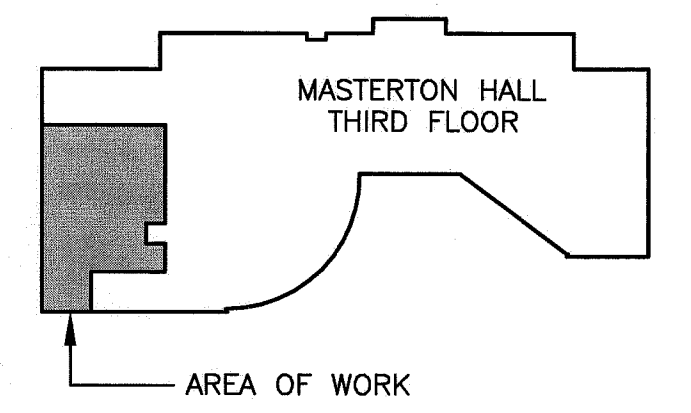
ARCHITECTURE
 ENGINEERING
 PLANNING
 INTERIOR DESIGN
 COMMISSIONING



UNIVERSITY OF SOUTHERN MAINE
 SIMULATION LABORATORY
 PORTLAND, MAINE
 ISSUED FOR BIDDING & CONSTRUCTION
 4-15-11
 CURRENT ISSUE STATUS:

| REV | DESCRIPTION | DATE |
|-----|---|---------|
| 0 | ISSUED FOR BIDDING, PERMITTING & CONSTRUCTION | 4-15-11 |

GRAPHIC SCALE:
 0" 1"
 SCALE: 1/4"=1'-0"
 PROJECT MANAGER: SLB
 JC/DRAWN BY: BAL
 A/E OF RECORD: RWM
 CAD FILE: MP102-10150
 PROJECT NO: 10150-00
 DATE: 4-15-11
 SHEET TITLE:



THIRD FLOOR HVAC
 PIPING PLAN

A1 THIRD FLOOR HVAC PIPING PLAN

A14 KEY PLAN

1/4" = 1'-0"

NTS

SHEET No.
MP102
© COPYRIGHT 2008 SMART INC.