


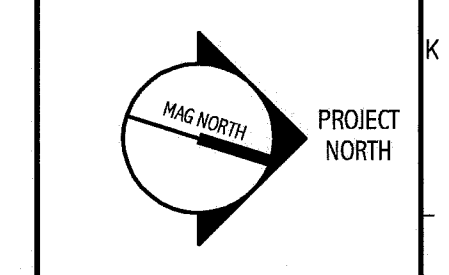

NOTE:
1. SEE SHEET M-001 FOR LEGEND AND ABBREVIATIONS.

KEYED NOTES:

- ① RELOCATE EXISTING REGISTERS, DIFFUSERS, AND GRILLS TO FIT NEW CEILING GRID.

144 Fore Street/P.O. Box 618
Portland, Maine 04104
Tel. (207) 772-3866
Fax. (207) 772-1070
www.smartrc.com

ARCHITECTURE
ENGINEERING
PLANNING
INTERIOR DESIGN
COMMISSIONING



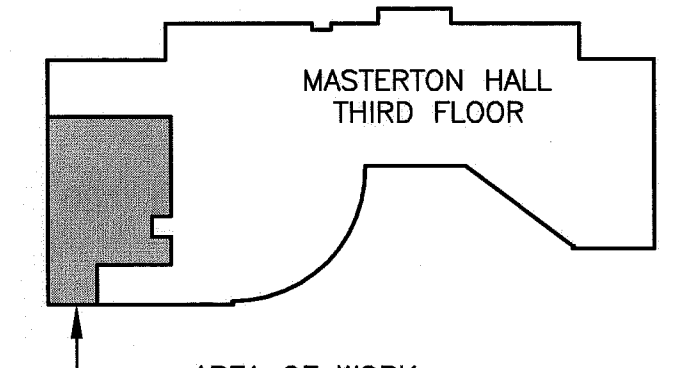
UNIVERSITY OF SOUTHERN MAINE
SIMULATION LABORATORY
PORTLAND, MAINE

ISSUED FOR BIDDING & CONSTRUCTION
4-15-11

CURRENT ISSUE STATUS:

REV	DESCRIPTION	DATE
0	ISSUED FOR BIDDING & CONSTRUCTION	4-15-11

GRAPHIC SCALE:
0" 1"
SCALE: 1/4"=1'-0"
PROJECT MANAGER: SLB
JC/DRAWN BY: BAL
A/E OF RECORD: RMW
CAD FILE: MH102-10150
PROJECT NO: 10150-00
DATE: 4-15-11
SHEET TITLE:



A1 THIRD FLOOR HVAC DUCTWORK PLAN

A14 KEY PLAN

1/4" = 1'-0"

NTS

SHEET No.
MH102
© copyright 2009 SMRT INC.