


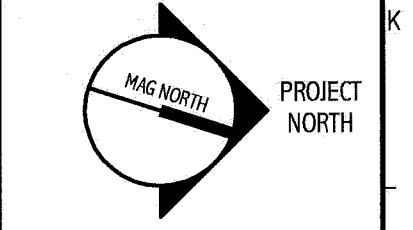
NOTE:
 1. SEE SHEET M-001 FOR LEGEND AND ABBREVIATIONS.

KEYED NOTES:
 (1) PROVIDE BORDER FOR SURFACE MOUNTING.
 ROUTE DUCTWORK UP TO JOIST.

144 Fore Street/P.O. Box 618
 Portland, Maine 04104
 Tel: (207) 772-3846
 Fax: (207) 772-1070
 www.smartrc.com

ARCHITECTURE
 ENGINEERING
 PLANNING
 INTERIOR DESIGN
 COMMISSIONING

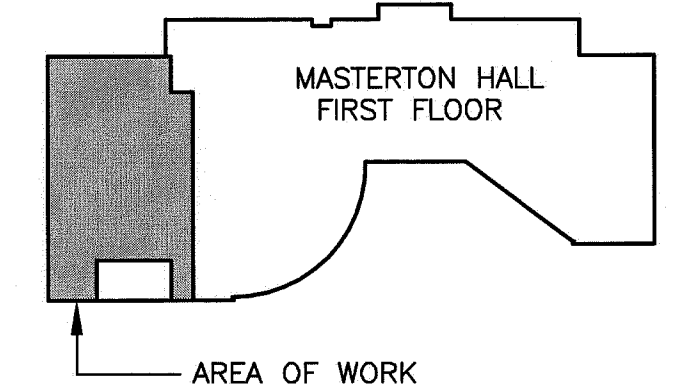
SMART



UNIVERSITY OF SOUTHERN MAINE
 SIMULATION LABORATORY
 PORTLAND, MAINE

ISSUED FOR BIDDING & CONSTRUCTION
 4-15-11

CURRENT ISSUE STATUS:



REV	DESCRIPTION	DATE
0	ISSUED FOR BIDDING, PERMITS & CONSTRUCTION	4-15-11

GRAPHIC SCALE:
 0' 1' 2'

SCALE: 1/4" = 1'-0"

PROJECT MANAGER: SLB
 JC/DRAWN BY: BAL
 A/E OF RECORD: RMW
 CAD FILE: MH101-10150
 PROJECT NO: 10150-00
 DATE: 4-15-11
 SHEET TITLE:

FIRST FLOOR HVAC
 DUCTWORK PLAN

SHEET No.
MH101
© COPYRIGHT 2009 SMART INC.

A1 FIRST FLOOR HVAC DUCTWORK PLAN

A14 KEY PLAN

1/4" = 1'-0"

NTS

*