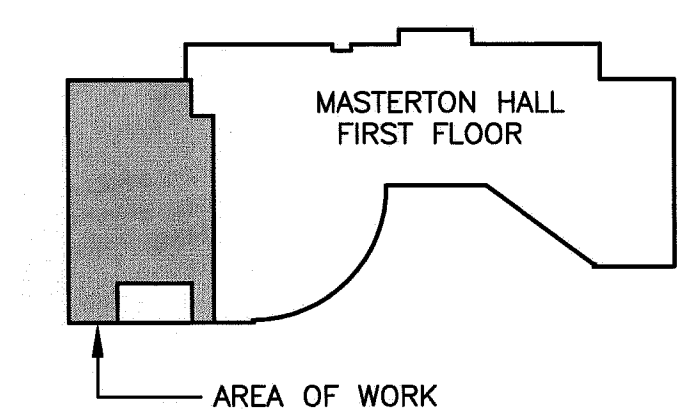
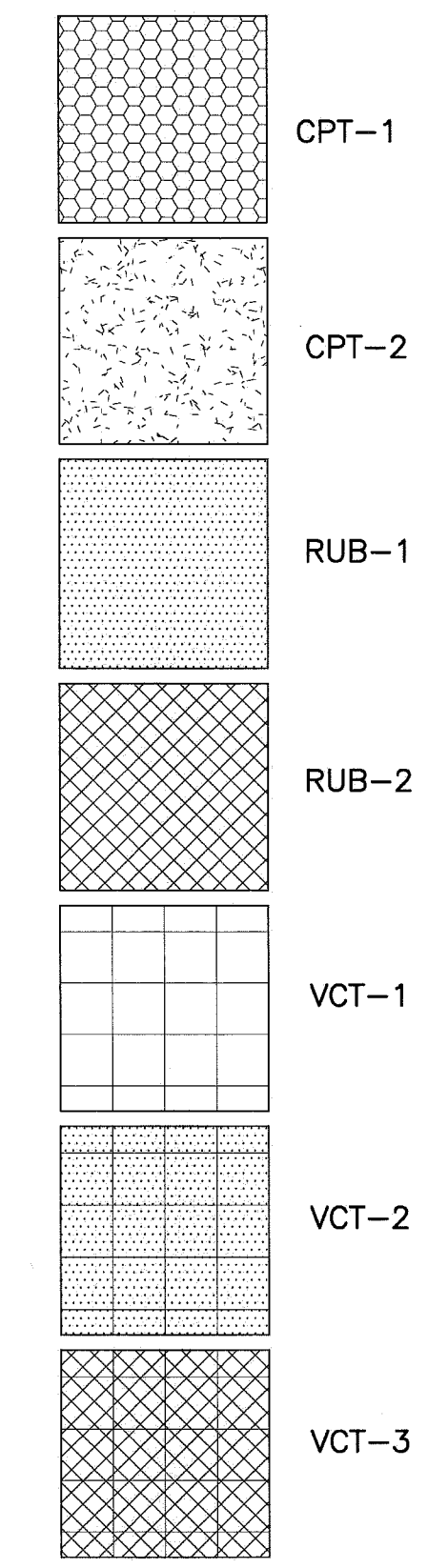


FLOOR FINISH NOTES:

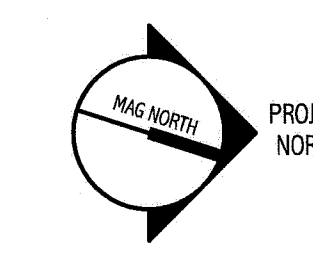

1. REFER TO THIS SHEET FOR LAYOUT OF FLOOR FINISH MATERIALS. REFER TO SCHEDULES FOR ACTUAL MATERIALS USED.
2. ALL NEW FLOORING TO RUN BENEATH CASEWORK UNLESS NOTED OTHERWISE.
3. REFER TO GIO01 FOR SCHEDULE OF ALTERNATES.
4. REFER TO AE601 FOR FLOOR MATERIAL DESCRIPTIONS.

FLOOR MATERIAL LEGEND:



144 Fore Street/P.O. Box 618
Portland, Maine 04104
tel. (207) 772-8846
fax. (207) 772-1070
www.smrinc.com

ARCHITECTURE
ENGINEERING
INTERIOR DESIGN
COMMISSIONING



UNIVERSITY OF SOUTHERN MAINE
SIMULATION LABORATORY
PORTLAND, MAINE
ISSUED FOR BIDDING & CONSTRUCTION
4-15-11

REV	DESCRIPTION	DATE
0	ISSUED FOR BIDDING & CONSTRUCTION	4-15-11

GRAPHIC SCALE:
0" 1"
SCALE: 1/4" = 1'-0"
PROJECT MANAGER: SLB
JC/DRAWN BY: CAH
A/E OF RECORD: SLB
CAD FILE: AF101-10150
PROJECT NO: 10150-00
DATE: 4-15-11
SHEET TITLE:

FIRST FLOOR
FINISH PLAN

SHEET No.
AF101
© COPYRIGHT 2009 SMRT INC.

A1 FIRST FLOOR FINISH PLAN – ALTERNATES 2 AND 3
1/4" = 1'-0"

A7 FIRST FLOOR FINISH PLAN
1/4" = 1'-0" BASE

A14 KEY PLAN
NTS *