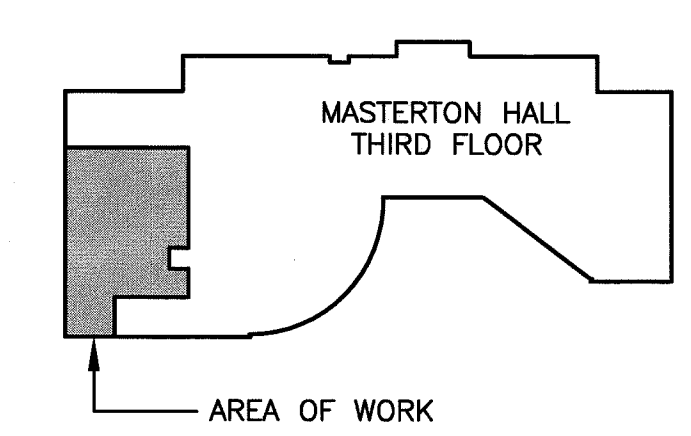



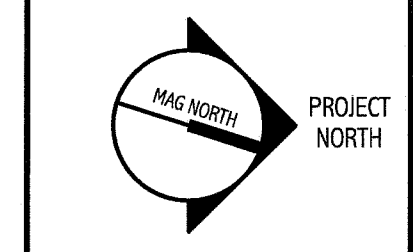

- NOTES:**
- SEE GIO01 FOR LEGEND AND GENERAL NOTES.
  - PROVIDE 6" HIGH, 18 GA. CONTINUOUS STRAPPING AT ALL DOOR WALL STOP LOCATIONS.
  - SEAL AROUND ELECTRICAL AND DATA OUTLET BOXES WITH ACOUSTICAL SEALANT.

- KEYED NOTES:**
- PROVIDE (1) LAYER OF 3/4" PLYWOOD, FLOOR TO 8'-0" AFF. PAINT PLYWOOD FLAT BLACK, PTD-6.
  - UPGRADE PORTION OF WALL TO 1 HOUR RATED PARTITION.
  - FRAME TIGHT TO EXISTING DUCTWORK.
  - OPPOSING VIEWING WINDOWS WITHIN CONTROL ROOM TO ALIGN.
  - VERIFY SCOPE WITH ARCHITECT PRIOR TO ANY WORK REQUIRED FOR INSTALLATION OF BRICK VENT.
  - PROVIDE PATIENT LIFT SUPPORT ASSEMBLY HUNG FROM JOIST BOTTOM CHORD. REFER TO SPECIFICATIONS. REINFORCE EACH CONNECTION POINT W/ DOUBLE L ANGLES PER DETAIL A13/AE502 REGARDLESS OF LOCATION PROXIMITY TO EXISTING PANEL POINTS. PATIENT LIFT TRACK SUPPORTS & BRACING SHALL BE DESIGNED BY CONTRACTOR AND TO BE HUNG FROM NEW SLOTTED CHANNELS. PROVIDE ADDITIONAL BRACING AS REQUIRED.
  - EXISTING JOIST TO BE UTILIZED FOR FASTENING NEW PATIENT LIFT SUPPORT ASSEMBLY.

- LEGEND**
- PARTITION TYPE, SEE GIO02
  - INDICATES 1-HOUR RATED PARTITION/ WALL
  - INDICATES 2-HOUR RATED PARTITION/ WALL



144 Fore Street/P.O. Box 618  
Portland, Maine 04104  
Tel: (207) 772-3846  
Fax: (207) 772-1070  
www.smrinc.com



UNIVERSITY OF SOUTHERN MAINE  
SIMULATION LABORATORY  
PORTLAND, MAINE

ISSUED FOR BIDDING & CONSTRUCTION  
4-15-11

CURRENT ISSUE STATUS:

REV	DESCRIPTION	DATE
0	ISSUED FOR BIDDING & CONSTRUCTION	4-15-11

GRAPHIC SCALE:  
0 1"

SCALE: 1/4" = 1'-0"

PROJECT MANAGER: SLB  
JC/DRAWN BY: CAH  
A/E OF RECORD: SLB  
CAD FILE: AE104-10150  
PROJECT NO: 10150-00  
DATE: 4-15-11  
SHEET TITLE:

THIRD FLOOR  
LAYOUT PLAN

SHEET No.  
**AE104**  
© COPYRIGHT 2009 SMRI INC.

**A1** THIRD FLOOR LAYOUT PLAN

1/4" = 1'-0"

**A14** KEY PLAN

NOT TO SCALE