

NOTES:

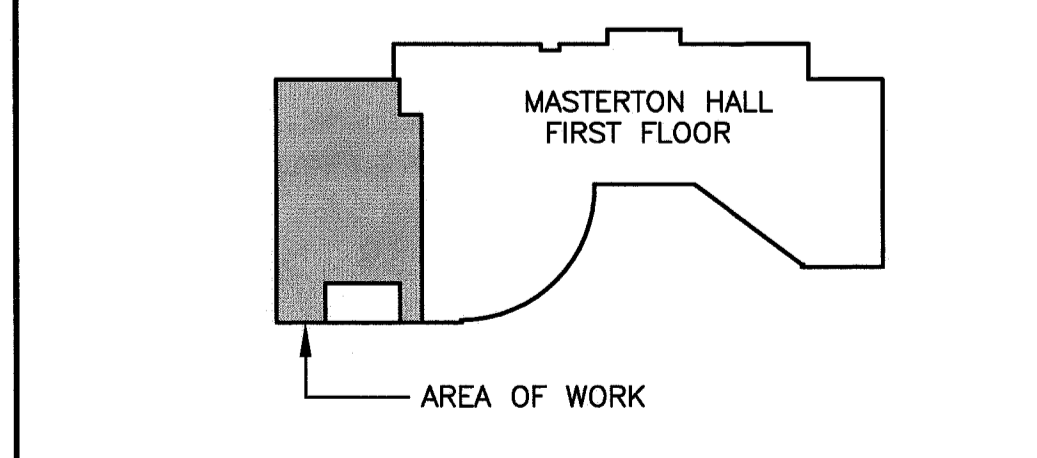
- SEE G1001 FOR LEGEND AND GENERAL NOTES.
- PROVIDE 6" HIGH, 18 GA. CONTINUOUS STRAPPING AT ALL DOOR WALL STOP LOCATIONS.
- SEAL AROUND ELECTRICAL AND DATA OUTLET BOXES WITH ACCOUSTICAL SEALANT.

KEYED NOTES:

- PROVIDE (1) LAYER OF 3/4" PLYWOOD, FLOOR TO 8'-0" AFF. PAINT PLYWOOD FLAT BLACK, PTD-6.
- UPGRADE PORTION OF WALL TO 1 HOUR RATED PARTITION.
- FRAME TIGHT TO EXISTING DUCTWORK.
- OPPOSING VIEWING WINDOWS WITHIN CONTROL ROOM TO ALIGN.
- VERIFY SCOPE WITH ARCHITECT PRIOR TO ANY WORK REQUIRED FOR INSTALLATION OF BRICK VENT.
- PROVIDE PATIENT LIFT SUPPORT ASSEMBLY HUNG FROM JOIST BOTTOM CHORD. REFER TO SPECIFICATIONS. REINFORCE EACH CONNECTION POINT W/ DOUBLE L ANGLES PER DETAIL A13/AE502 REGARDLESS OF LOCATION PROXIMITY TO EXISTING PANEL POINTS. PATIENT LIFT TRACK SUPPORTS & BRACING SHALL BE DESIGNED BY CONTRACTOR AND TO BE HUNG FROM NEW SLOTTED CHANNELS. PROVIDE ADDITIONAL BRACING AS REQUIRED.
- EXISTING JOIST TO BE UTILIZED FOR FASTENING NEW PATIENT LIFT SUPPORT ASSEMBLY.



LEGEND

- PARTITION TYPE, SEE G1002
- INDICATES 1-HOUR RATED PARTITION/ WALL
- INDICATES 2-HOUR RATED PARTITION/ WALL



144 Fore Street/P.O. Box 618
 Portland, Maine 04104
 Tel. (207) 772-3946
 Fax. (207) 772-1070
 www.smrtinc.com

ARCHITECTURE
 ENGINEERING
 PLANNING
 INTERIOR DESIGN
 COMMISSIONING



UNIVERSITY OF SOUTHERN MAINE
 SIMULATION LABORATORY
 PORTLAND, MAINE

ISSUED FOR BIDDING & CONSTRUCTION
 4-15-11

CURRENT ISSUE STATUS:

REV	DESCRIPTION	DATE
0	ISSUED FOR BIDDING & CONSTRUCTION	4-15-11

GRAPHIC SCALE:
 0" 1"

SCALE: 1/4"=1'-0"

PROJECT MANAGER: SLB
 JC/DRAWN BY: CAH
 A/E OF RECORD: SLB
 CAD FILE: AE103-10150
 PROJECT NO: 10150-00
 DATE: 4-15-11
 SHEET TITLE:

FIRST FLOOR
 LAYOUT PLAN

SHEET No.
AE103
 © COPYRIGHT 2009 SMRT INC.

A1 FIRST FLOOR LAYOUT PLAN

A14 KEY PLAN

1/4" = 1'-0"

NOT TO SCALE