

**FLOOR PLAN NOTES:**

- SEE GIO01 FOR LEGEND AND GENERAL NOTES.
- SEE GIO02 FOR TYPICAL MOUNTING HEIGHTS.
- FURNITURE DASHED IN BY OTHERS IS INDICATED FOR COORDINATION. PROVIDE BLOCKING FOR ALL WALL MOUNTED CASEWORK, FURNITURE, EQUIPMENT AND ANY NIC ITEMS.
- REFER TO DETAILS FOR ADDITIONAL INFORMATION.
- AT ALL REMOVED ITEMS, PATCH WALL SURFACE TO MATCH ADJACENT MATERIAL, TYPICAL.
- REFER TO THIS SHEET FOR EQUIPMENT AND ACCESSORY SCHEDULE

**LEGEND**

- CG1 CORNER GUARD-1: 90 DEGREE.
- CG2 CORNER GUARD-2: 90 DEGREE.
- PW PROTECTIVE WALL COVERING. SEE ELEVATIONS FOR TYPE 1 AND TYPE 2.

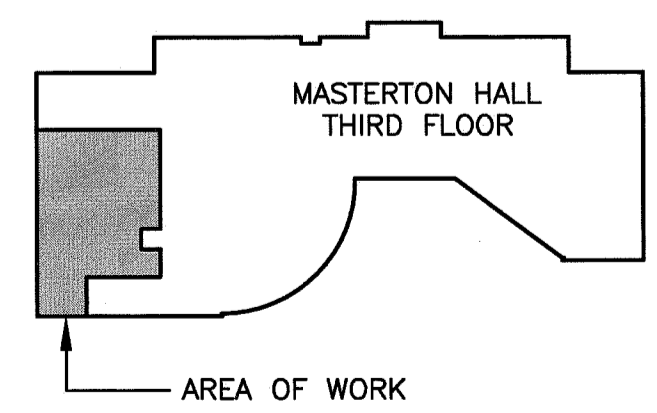
**KEYED NOTES:**

- PROVIDE HEAVY DUTY BRACKETS, HEAVY DUTY STANDARDS AND 3/4" PLYWOOD SHELVING WITH WHITE MELAMINE FINISH ON ALL SURFACES. PROVIDE 4 SHELVES FULL WIDTH OF CLOSET. REFER TO SPECIFICATIONS.
- NOT USED.
- RELOCATED PATIENT LIFT. PROVIDE ALL REQUIRED EQUIPMENT SUPPORTS. REFER TO SPECIFICATIONS. COORDINATE MOUNTING DISTANCE FROM HEADWALL WITH MANUFACTURERS REQUIREMENTS. ALIGN CENTER OF LIFT WITH CENTER OF PATIENT BEDS AS SHOWN.
- RELOCATED CASEWORK FROM EXISTING CLASSROOM 103. REFER TO ORIGINAL LOCATION.
- EXISTING CASEWORK.
- MAINTAIN 3'-0" CLEAR FROM PATIENT BED TO WALL PARTITION OR OTHER FIXED OBJECTS. REFER TO ELEVATIONS.

**EQUIPMENT/ACCESSORY SCHEDULE**




TAG	DESCRIPTION	
A	SOAP DISPENSER	O/C
B	PAPER TOWEL DISPENSER	O/C
C	ROBE/COAT HOOK (WALL MOUNTED)	C/C
D	MARKER/TACKBOARD, MFG. WALKERBOARD WRWC, 14"Wx34"H	C/C
E	SHARPS CONTAINER	O/C
F	HAND SANITIZER, COORDINATE LOCATION W/ OWNER	O/C
G	TV	O/C
H	CODE CART	O/C
J	WHITE BOARD	O/C
K	WALL MOUNTED COMPUTER	O/C
L	PATIENT MONITOR	O/C
M	CRIB	O/O
N	INFANT WARMER	O/O
O	ISOLATE	O/O
P	PYXIS (FUTURE)	O/O
Q	IT/AV RACK	O/O
R	PATIENT LIFT (RELOCATED FROM FIRST FLOOR)	O/C
S	SHELVING	O/O
T	BED-SIDE TABLE	O/O
U	PROJECTION SCREEN, WALL MOUNTED	O/C
V	CHALK BOARD (RELOCATED)	O/C
W	ROLLER WINDOW SHADE	C/C

C/C - CONTRACTOR FURNISHED/CONTRACTOR INSTALLED  
 O/C - OWNER FURNISHED/CONTRACTOR INSTALLED  
 O/O - OWNER FURNISHED/OWNER INSTALLED  
 (CONTRACTOR SHALL PROVIDE BLOCKING IN WALL)



144 Fore Street/P.O. Box 618  
 Portland, Maine 04104  
 Tel. (207) 772-3846  
 Fax. (207) 772-1070  
 www.smrfinc.com

ARCHITECTURE  
 ENGINEERING  
 PLANNING  
 INTERIOR DESIGN  
 COMMISSIONING



UNIVERSITY OF SOUTHERN MAINE  
 SIMULATION LABORATORY  
 PORTLAND, MAINE

ISSUED FOR BIDDING & CONSTRUCTION  
 4-15-11

CURRENT ISSUE STATUS:

REV	DESCRIPTION	DATE
0	ISSUED FOR BIDDING & CONSTRUCTION	4-15-11

GRAPHIC SCALE:  
 0' 1'

SCALE: 1/4"=1'-0"

PROJECT MANAGER: SLB  
 JC/DRAWN BY: CAH  
 A/E OF RECORD: SLB  
 CAD FILE: AE102-10150  
 PROJECT NO: 10150-00  
 DATE: 4-15-11

SHEET TITLE:

THIRD FLOOR PLAN

SHEET No. AE102  
 © COPYRIGHT 2009 SMRF INC.

A1 THIRD FLOOR PLAN  
 1/4" = 1'-0"

A14 KEY PLAN  
 NOT TO SCALE