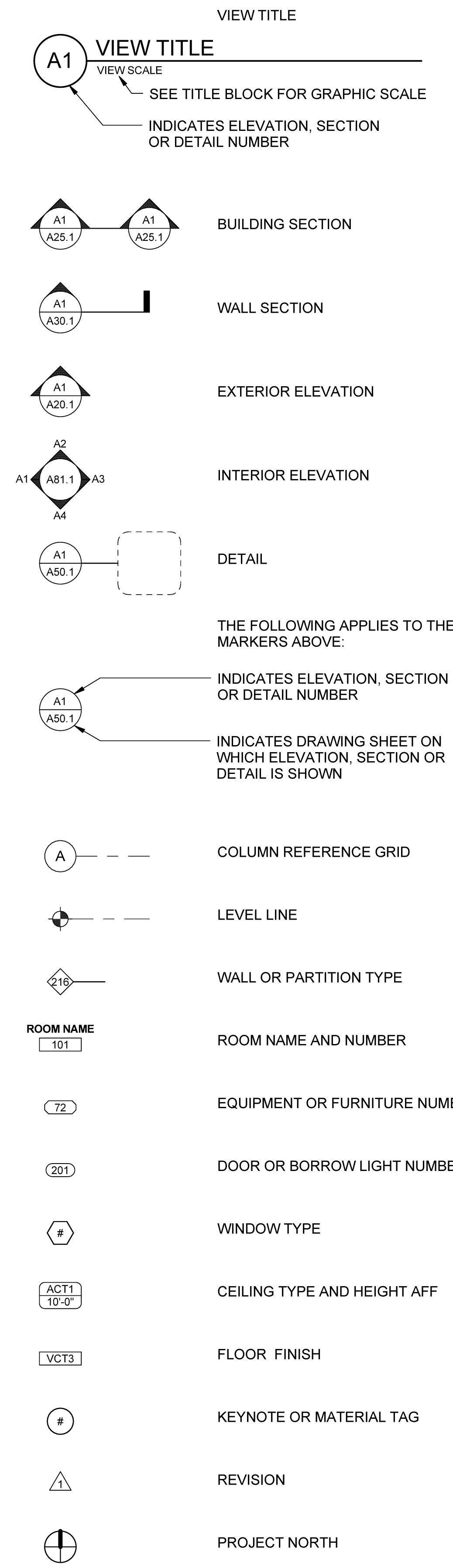


A/C	AIR CONDITIONING	E	EAST	LF	LAWN FAUCET	S	SANITARY
AB	ANCHOR BOLT	EB	EXPANSION BOLT	LF	LINEAL FEET	S	SOIL
ABT	ABOUT	EF	EXHAUST FAN	LG	LONG	S	SOUTH
AC	ACOUSTICAL	EIFS	EXTERIOR INSULATED FINISH SYSTEM	LL	LIVE LOAD	S	STEAM
ACB	ABOVE CEILING BELOW	EJ	EXPANSION JOINT	LPS	LOW PRESSURE STEAM	SA	SUPPLY AIR
ACT	ACOUSTICAL TILE	EL	ELEVATION (S)	LTG	LIGHTING	SD	SMOKE DAMPER
AD	ACCESS DOOR	ELEC	ELECTRIC (AL)	LTL	LINTEL	SD	STORM DRAIN
ADJ	ADJUSTABLE	EM	ELECTRIC MANHOLE	LTW	LOW TEMPERATURE STEAM	SDMH	STORM DRAIN MANHOLE
AFG	ABOVE FINISH FLOOR	EP	ELECTRIC PANEL	LW	LIMIT OF WORK	SEC	SECTION
AFG	ABOVE FINISH GRADE	EQ	EQUAL	M	METER (S)	SF	SUPPLY FAN
AL	ACOUSTICAL LINING	ER	EXHAUST REGISTER	MAS	MASONRY	SG	SUPPLY GRILLE
AL	ALUMINUM	ES	EACH SIDE	MAX	MAXIMUM	SHT	SHEET
ALT	ALTERNATE	EST	ESTIMATE	MBH	1000 BRITISH THERMAL UNIT	SIM	SIMILAR
AP	ACCESS PANEL	EWC	ELECTRIC WATER COOLER	MD	MANUAL DAMPER	SK	SINK
APX	APPROXIMATE	EXG	EXISTING	MD	MOTORIZED DAMPER	SMU	SOLID MASONRY UNIT
ARCH	ARCHITECT (URAL)	EXP	EXPANSION	MD	MOTORIZED DAMPER	SPEC	SPECIFICATION (S)
		EXT	EXTERIOR	MECH	MECHANICAL	SPF	SPRUCE PINE FIR
B/W	BOTTOM OF WALL			MED	MEDIUM	SQ	SQUARE
BD	BOARD	FA	FIRE ALARM	MET	METAL	SR	SUPPLY REGISTER
BDD	BACKDRAFT DAMPER	FAI	FRESH AIR INTAKE	MFR	MANUFACTURE (R)	SS	STAINLESS STEEL
BIT	BITUMINOUS	FC	FLEXIBLE CONNECTION	MH	MANHOLE	SSK	SERVICE SINK
BJ	BAR JOIST	FCO	FLOOR CLEANOUT	MIN	MINIMUM	STD	STANDARD
BLDG	BUILDING	FD	FIRE DAMPER	MISC	MISCELLANEOUS	STL	STEEL
BLKG	BLOCKING	FD	FLOOR DRAIN	MM	MILLIMETER (S)	STOR	STORAGE
BM	BENCH MARK	FD	FOUNDATION DRAIN	MO	MASONRY OPENING	SYM	SYMMETRY (ICAL)
BOF	BOTTOM OF FOOTING	FE	FIRE EXTINGUISHER	MR	MOP RECEPTOR	SYS	SYSTEM
BOT	BOTTOM	FHS	FIRE HOSE STATION	MT	METAL THRESHOLD		
BP	BEARING PLATE	FIN	FINISH (ED)	MTD	MOUNTED	T	TREAD
BSMT	BASEMENT	FL	FINISH LENGTH	N	NORTH	T&G	TONGUE & GROOVE
BSP	BASE PLATE	FLG	FLASHING	NA	NOT APPLICABLE	T'STAT	THERMOSTAT
BTU	BRITISH THERMAL UNIT	FLR	FLOOR (ING)	NC	NORMALLY CLOSED	TB	TEST BORING
		FOC	FACE OF CONCRETE	NIC	NOT IN CONTRACT	TD	TRANSFER DUCT
CAB	CABINET	FOS	FACE OF STUD	NO	NORMALLY OPEN	TD	TRENCH DRAIN
CB	CATCHBASIN	FRR	FLOOR RETURN REGISTER	No	NUMBER	TEL	TELEPHONE
CD	CEILING DIFFUSER	FS	FAR SIDE	NS	NEAR SIDE	TG	TRANSFER GRILLE
CEM	CEMENT (TIOUS)	FTG	FOOTING	NTS	NOT TO SCALE	THK	THICK (NESS)
CER	CERAMIC	FY	MINIMUM YIELD STRESS (KSI)			TKBD	TACKBOARD
CF	CUBIC FEET			OC	ON CENTER (S)	TL	TOTAL LOAD
CFM	CUBIC FEET PER MINUTE			OD	OUTSIDE DIAMETER	TOC	TOP OF CONCRETE
CG	CEILING GRILLE	GA	GAGE, GAUGE	OED	OPEN END DUCT	TOF	TOP OF FOOTING
CHBD	CHALKBOARD	GALV	GALVANIZED	OFF	OFFICE	TOS	TOP OF STEEL
CHT	CEILING HEIGHT	GB	GRAB BAR	OH	OVERHEAD	TP	TEST PIT
CHWS	CHILLED WATER SUPPLY	GC	GENERAL CONTRACT (OR)	OPG	OPENING	TPTN	TOILET PARTITION
CI	CAST IRON	GL	GLASS	OPH	OPPOSITE HAND	TV	TELEVISION
CJT	CONTROL JOINT	GPDW	GYPSUM DRY WALL	OPP	OPPOSITE	TYP	TYPICAL
CL	CLOSET	GPM	GALLONS PER MINUTE			UD	UNDERDRAIN
CLG	CEILING	GV	GATE VALVE	P	PLATE	UGD	UNDERGROUND DUCTWORK
CM	CENTIMETER (S)			P	PLUMBING	UH	UNIT HEATER
CMP	CORRUGATED METAL PIPE	H	HARDENER	P	PUMP	UNO	UNLESS NOTED OTHERWISE
CMU	CONCRETE MASONRY UNIT	HB	HOSE BIB	PAR	PARALLEL	UR	URINAL
CO	CLEANOUT	HD	HUB DRAIN	PFN	PREFINISHED	UV	UNIT VENTILATOR
COL	COLUMN	HM	HOLLOW METAL	PL	PROPERTY LINE	V	VENT
CONC	CONCRETE	HORIZ	HORIZONTAL	PLAM	PLASTIC LAMINATE	VAV	VARIABLE AIR VOLUME
CONN	CONNECT	HPS	HIGH PRESSURE STEAM	PNL	PANEL	VB	VINYL BASE
CONST	CONSTRUCTION	HT	HEIGHT	PNT	PANEL	VCT	VINYL COMPOSITION TILE
CONT	CONTINUE (OUS)	HTG	HEATING	PP	POINT TO POINT	VD	VOLUME DAMPER
CONTR	CONTRACT (OR)	HTW	HOT TEMPERATURE WATER	PSF	POUNDS PER SQUARE FOOT	VERT	VERTICAL
CORR	CORRUGATED	HVAC	HOT TEMPERATURE WATER HEATING - VENTILATING - AIR CONDITIONING	PT	POINT	VF	VINYL FABRIC
CPT	CARPET (ED)	HW	HOT WATER	PTN	PARTITION	VTR	VENT THRU ROOF
CR	CONDENSATE RETURN	HYD	HYDRANT	PVC	POLYVINYL CHLORIDE	W	WEST, WIDTH, WIDE
CT	CERAMIC TILE	ID	INSIDE DIAMETER	PWD	PLYWOOD	W/	WITH
CUH	CABINET UNIT HEATER	INS	INSULATE (D) (ION)	PWG	POLISHED WIRE GLASS	W/O	WITHOUT
CULV	CULVERT	INT	INTERIOR	QT	QUARRY TILE	WC	WATER CLOSET
CV	CONVECTOR	INV	INVERT	R	RISER	WCH	WATER CLOSET HANDICAP
CW	COLD WATER	IPS	IRON PIPE SIZE	RA	RETURN AIR	WCO	WALL CLEANOUT
CY	CUBIC YARD	JC	JANITOR'S CLOSET	RAD	RADIATION	WD	WOOD
		JT	JOINT	RAD	RADIUS	WG	WALL GRILLE
DF	DOUGLAS FIR			RB	RUBBER BASE	WH	WALL HUNG
DF	DRINKING FOUNTAIN	K	KIPS	RD	ROOF DRAIN	WIN	WINDOW
DG	DOOR GRILLE	KIT	KITCHEN	REF	REFERENCE	WP	WORKING POINT
DH	DOUBLE HUNG	KSI	KIPS PER SQUARE INCH	REFR	REFRIGERATOR	WR	WALL REGISTER
DIA	DIAMETER			REV	REVISION (S)	WWF	WELDED WIRE FABRIC
DIAG	DIAGONAL	LAB	LABORATORY	RG	RETURN GRILLE		
DIM	DIMENSION	LAM	LAMINATE (D)	RL	ROOF LEADER		
DIV	DIVISION	LAV (L)	LAVATORY	RM	ROOM		
DL	DEAD LOAD	LB (S)	POUNDS	RO	ROUGH OPENING		
DMT	DEMOUNTABLE	LD	LINEAR DIFFUSER	ROW	RIGHT OF WAY		
DN	DOWN	LD	LINED DUCT	RR	RETURN REGISTER		

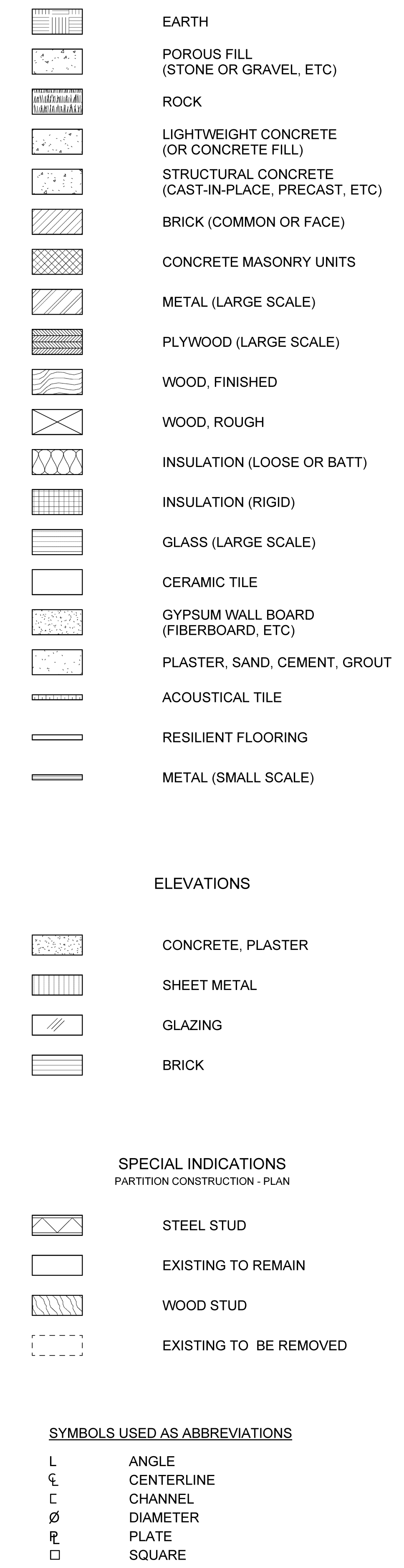
A1 CONTRACT DRAWING ABBREVIATIONS
NO SCALE

PLAN - SECTION

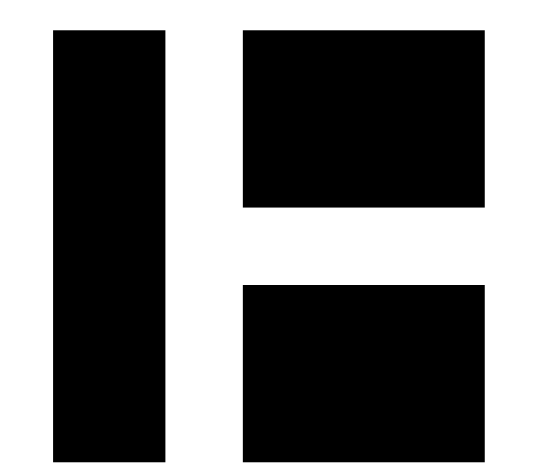


A4 GRAPHIC SYMBOLS LEGEND
NO SCALE

PLAN - SECTION



A5 MATERIALS LEGEND
NO SCALE




HARRIMAN

AUBURN PORTLAND MANCHESTER


UNIVERSITY OF SOUTHERN MAINE DEPARTMENT REORGANIZATION PROJECT 2015-011
PORTLAND, MAINE

Harriman Project No. 15457



Issues and Revisions

Mark	Date	Description
-	07-09-15	75% REVIEW
--	07-23-15	100% REVIEW
---	08-03-15	OWNER REVIEW
----	08-10-15	ISSUED FOR BID
1	09-25-15	ISSUED FOR PERMIT



Drawing Scales	12" = 1'-0"	
PA / PE:	MDL	© 2015 Harriman Associates
Drawn By:	ERP	

ABBREVIATIONS AND LEGENDS

A00.1