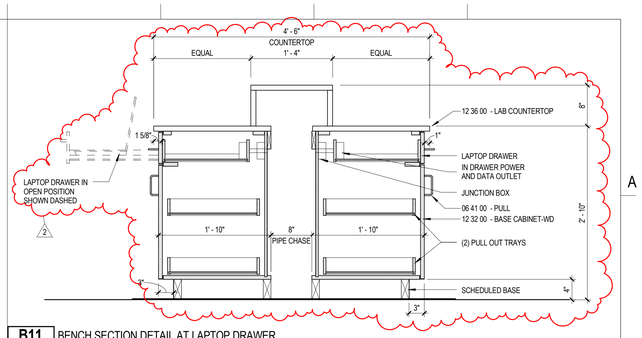

B11 A7.1 BENCH SECTION DETAIL AT LAPTOP DRAWER
1" = 1'-0"

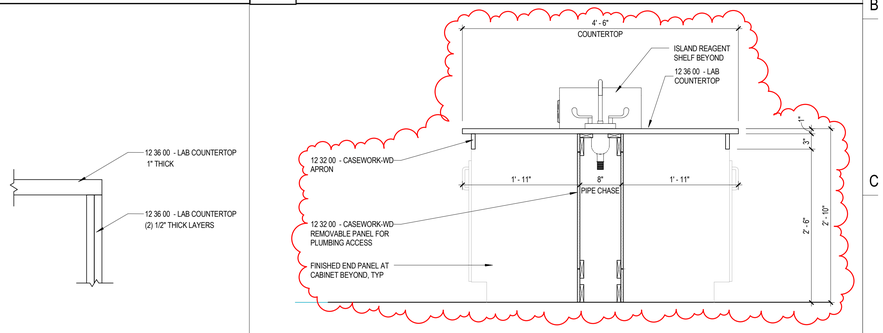

D9 A7.1 COUNTER SECTION AT BENCH CASCADING EDGE
3" = 1'-0"

D11 A7.1 BENCH SECTION DETAIL
1" = 1'-0"



F5 A7.1 Section 10
1" = 1'-0"

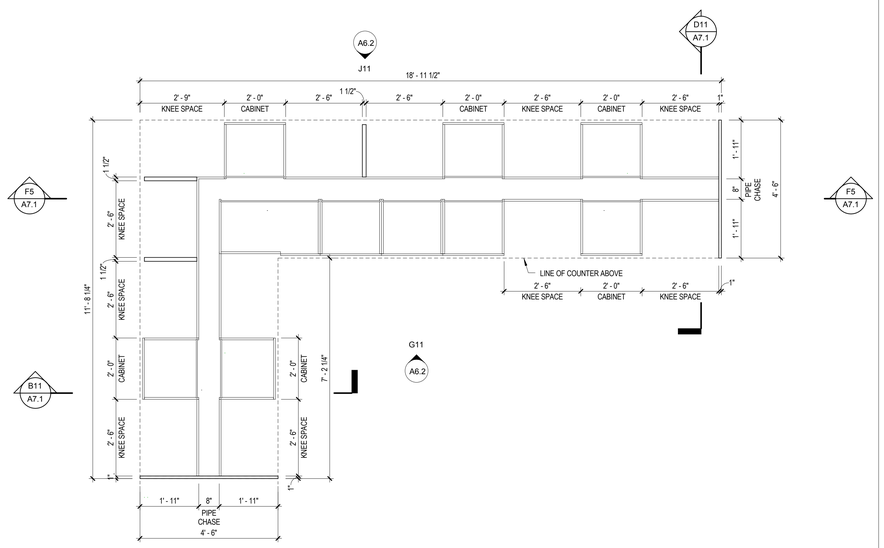

J3 A7.1 ENLARGED BENCH PLAN - BELOW COUNTER
1/2" = 1'-0"

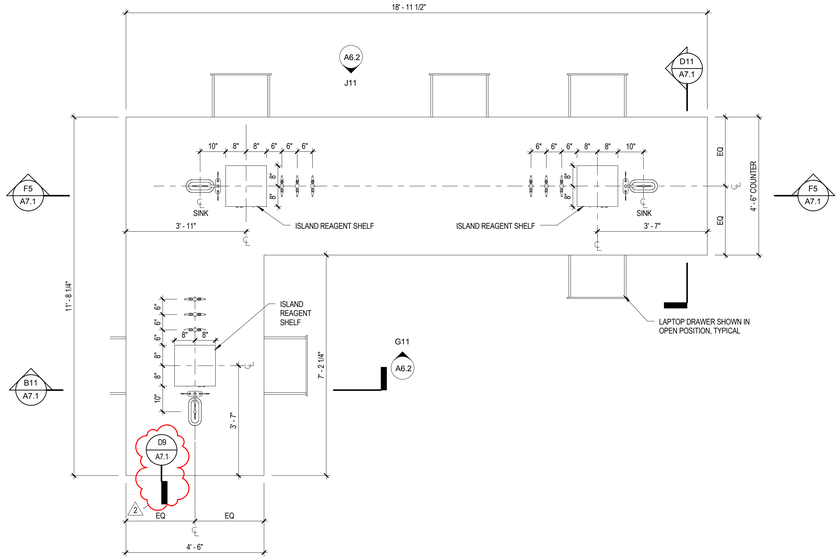

J9 A7.1 ENLARGED BENCH PLAN - ABOVE COUNTER
1/2" = 1'-0"

LAVALLEE | BRENSINGER ARCHITECTS
155 Dow Street, Suite 400, Manchester, NH 03101
40 Cambridge Street, Charlestown, MA 02129
NH: 603.622.5450 MA: 617.398.2035 www.LBPA.com

UNIVERSITY OF SOUTHERN MAINE

PAYSON-SMITH HALL CHEMISTRY LAB RENOVATION

96 Falmouth Street, Portland, ME, 04101

NO.	DESCRIPTION	DATE
2	Addendum No. 2	01/26/2015

N

CONTENT:
ENLARGED BENCH PLANS AND DETAILS

DRAWN BY:	Author
PROJECT NO:	14-049-00
DATE:	01/09/2015
REVISED:	
SCALE:	As indicated

A7.1

Project Phase
BID DOCUMENTS

COPYRIGHT © 2014 BY LAVALLEE/BRENSINGER PROFESSIONAL ASSOCIATION. ALL RIGHTS RESERVED. NO REPRODUCTION WITHOUT PERMISSION.

1/26/2015 9:43:19 AM C:\Projects\14-049 USM Payson Lab_Central-Revit 2015_mila_mahan.rvt