




USM
BIO-SCIENCE BUILDING TOILET ROOM FIT-UP
SECOND, THIRD AND FIFTH FLOORS
70 FALMOUTH STREET, PORTLAND, ME



10/10/2013
MARK DATE: 10/10/2013
ISSUE LOG
ISSUED FOR CONSTRUCTION
DESCRIPTION
PROJ. MGR.
J.R. SMITH
JOB NO.
11023.04
© SYMMES MAINI & MCKEE ASSOCIATES, INC. 2012

SCALE
DRAWN BY
CHECKED BY
PROJECT ARCH/ENGR.
D.J.O.
RCH
11/02/04

PLUMBING LEGEND
AND SCHEDULES

SHOCK ABSORBER SCHEDULE

TYPE	FIXTURE UNIT RATING	BASIS OF DESIGN		FIGURE NO.
		MANUFACTURER	FIGURE NO.	
SA'A'	1-11	JAY R. SMITH	5005	
SA'B'	12-32	JAY R. SMITH	5010	
SA'C'	33-60	JAY R. SMITH	5020	
SA'D'	61-113	JAY R. SMITH	5030	
SA'E'	114-154	JAY R. SMITH	5040	
SA'F'	155-330	JAY R. SMITH	5050	

DRAIN SCHEDULE

FIXTURE DESIG.	MANUFACTURER & MODEL	DESCRIPTION	REMARKS
FD 'A'	JAY R. SMITH FIG. 2056A OR 2010A	CAST IRON BODY AND FLASHING COLLAR - N.B. ADJUSTABLE STRAINER (ROUND)	CAULK OR NO-HUB OUTLET PROVIDE PROSET "TRAP GUARD" INSERT

PLUMBING FIXTURE CONNECTION SCHEDULE


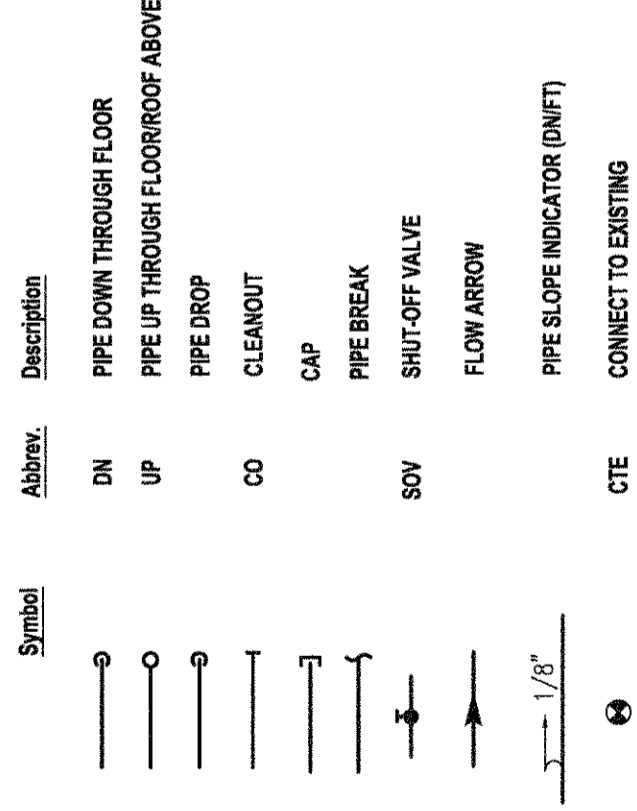
DESIG.	FIXTURE	WASTE	VENT	COLD WATER	HOT WATER	REMARKS
WC 'A'	WATER CLOSET	4"	2"	1"	---	FLUSH VALVE
WC 'B'	WATER CLOSET	4"	2"	1"	---	FLUSH VALVE H.C. MOUNTING
UR 'A'	URINAL	2"	2"	1/2"	---	
UR 'B'	URINAL	2"	2"	1/2"	---	
LAV 'A'	LAVATORY (COUNTER)	1-1/4"	1-1/4"	1/2"	1/2"	H.C. MOUNTING
HB 'A'	HOSE BIBB	---	---	1/2"	---	
MR 'A'	MOP RECEPTOR	3"	2"	3/4"	3/4"	

PLUMBING FIXTURE SCHEDULE

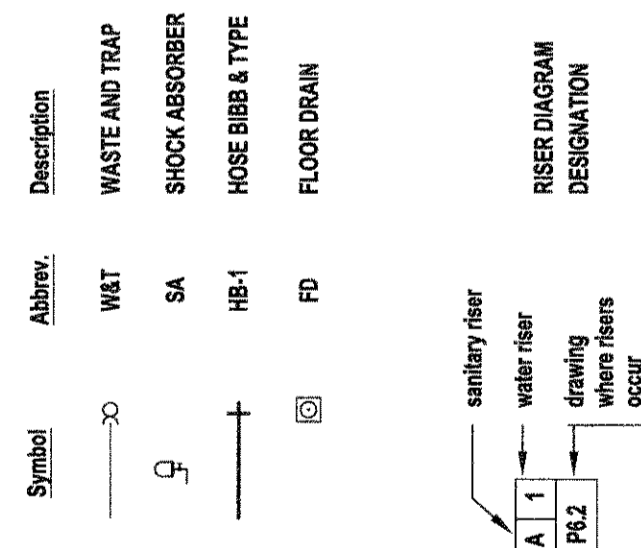
FIXTURE DESIG.	DESCRIPTION	MOUNTING	H/C	FIXTURE	TRIM	STOP	TRAP	CARRIER	REMARKS
WC 'A'	WATER CLOSET	WALL	NO	CRANE ECO "PLACIDIUS" 3-446NS - 1.1 GPF	SLOAN ROYAL MODEL No. 111 "LOW CONSUMPTION"	INTEGRAL ANGLE STOP	INTEGRAL	J.R. SMITH TO SUIT INSTALLATION	CHURCH #9506SSC SEAT - COLOR: WHITE
WC 'B'	WATER CLOSET	WALL	YES	CRANE ECO "PLACIDIUS" 3-446NS - 1.1 GPF	SLOAN ROYAL MODEL No. 111 "LOW CONSUMPTION"	INTEGRAL ANGLE STOP	INTEGRAL	J.R. SMITH TO SUIT INSTALLATION	CHURCH #9506SSC SEAT - COLOR: WHITE
UR 'A'	URINAL	WALL	NO	ZURN MODEL Z5798.205.00 "THE PINT", BATTERY POWERED 1/8 GPF	ZURN MODEL Z5798 WITH TOP SPUD		INTEGRAL	J.R. SMITH #0637	
UR 'B'	URINAL	WALL	YES	ZURN MODEL Z5798.205.00 "THE PINT", BATTERY POWERED 1/8 GPF	ZURN MODEL Z5798 WITH TOP SPUD		INTEGRAL	J.R. SMITH #0637	
LAV 'B'	LAVATORY	COUNTER	YES	CRANE 1-280-Y "CHELSEA" 20" x 17" 4" FAUCET CENTERS	CHICAGO FAUCET No. 802-E2905-317	MAGUIRE HEAVY DUTY POLISHED C.P. CAST BRASS ANGLE VALVE KITS, LOOSE KEY, FLEXIBLE RISER & ESCUTCHEON	AMER. STD. #723.018 OFFSET GRID DRAIN WITH 1 1/4" C.P. SLIP JOINT TUBULAR TRAP	NONE	INSULATE EXPOSED HOT, COLD AND WASTE PIPING
HB 'A'	HOSE BIBB	WALL	N/A	CHICAGO NO. 952 POLISHED CHROME	NONE	NONE	NONE	NONE	
MR 'A'	MOP RECEPTOR	FLOOR	NO	FIAT M8B-2424 WITH E-77-AA BUMPER GUARDS	CHICAGO #887 MIXING W/V.B. WALL BRACE INLET STOPS	INTEGRAL IN SHANKS	3" CAST IRON	NONE	PROVIDE MSG-2424 STAINLESS STEEL WALL BRACKET #832-AA30

(P) - NO SUBSTITUTIONS. PLUMBING CONTRACTOR IS RESPONSIBLE TO VERIFY PROPRIETARY FIXTURES WITH OWNER PRIOR TO PURCHASE. COORDINATE PROPRIETARY FIXTURES WITH EXISTING FIXTURES AND TRIM INSTALLED.

GENERAL PIPING SYMBOLS:



PLUMBING SYMBOLS:



PLUMBING ABBREVIATIONS:

AW	ACID WASTE	AW	ACID WASTE STACK
AV	ACID VENT	AV	ACID VENT THROUGH ROOF
AVR	ACID VENT THROUGH ROOF	CO	CLEANOUT
CO	CLEANOUT	CO	CLEANOUT
CW	DOMESTIC COLD WATER	CP	PIPE BREAK
DCO	DANDY CLEANOUT	SOV	SHUT-OFF VALVE
FCO	FLOOR CLEANOUT	FA	FLOW ARROW
FD	FLOOR DRAIN	DI	PIPE SLOPE INDICATOR (DIFIT)
FU	(SUPPLY) FIXTURE UNITS	CE	CONNECT TO EXISTING
HB	HOSE BIBB		
HW	DOMESTIC HOT WATER		
HWR	DOMESTIC HOT WATER RECIRCULATION		
LAV	LAVATORY		
MR	MOP RECEPTOR		
RE	REMOVE EXISTING		
SAW	SANITARY WASTE		
SAV	SANITARY WASTE VENT THROUGH ROOF		
S	SANITARY OR SOIL		
SS	SANITARY STACK		
TW	TEMPERED WATER		
TP	TRAP PRIMER		
UR	URINAL		
V	SANITARY VENT		
VS	VENT STACK		
VTR	VENT THROUGH ROOF		
W	SANITARY WASTE		
WCO	WALL CLEANOUT		
WC	WATER CLOSET		
WS	WASTE STACK		

GENERAL PIPING ABBREVIATIONS:

AF	ABOVE FINISHED FLOOR	DA	DIAMETER
AG	AT GRADE	DN	DOWN
AP	ACCESS PANEL	DWG	DRAWING
BFP	BACKFLOW PREVENTER	DV	DRAIN VALVE
BOP	BOTTOM OF PIPE	ELEV	ELEVATION
BTUH	BTU PER HOUR	ELEC	ELECTRIC
BOS	BOTTOM OF STRUCT	ETSA	EXISTING TO BE ABANDONED
CFM	CUBIC FEET PER MINUTE	ETR	EXISTING TO REMAIN
CL	CENTERLINE	ETR	EXISTING TO BE REMOVED
CL	CENTERLINE	GAL	GALLONS
CONN	CONNECT	GPM	GALLONS PER MINUTE
CONT	CONTINUATION	HVAC	HEATING, VENTILATION AND AIR CONDITIONING
CCTE	CONNECT TO EXISTING	IN	INCHES
CC	CONNECT TO CENTER	MAX	MAXIMUM
		MIN	MINIMUM
		MBH	THOUSAND BTU PER HOUR
		NC	NORMALLY CLOSED
		NC	NOT IN CONTRACT
		OC	ON CENTER
		PRV	PRESSURE REDUCING VALVE
		RED	REDUCER
		RV	RELIEF VALVE
		SCH	SCHEDULE
		SS	STAINLESS STEEL
		TYP	TYPICAL
		TOS	TOP OF STRUCT
		W	WITH
		WTS	WATER TIGHT SEAL