DOOR SCHEDULE							
Mark	Width	Height	Door Material	Door Type	Frame Material	Frame Type	Comments
101	3' - 0"	7' - 0"	ALUMINUM	LG	ALUMINUM	2	ALUMINUM STOREFRONT ENTRANCE DOOR AND FRAME
101A	3' - 0"	7' - 0"	WOOD	LG	HM	2	
103	3' - 0"	7' - 0"	WOOD	N	HM	1	
104	3' - 0"	7' - 0"	WOOD	N	HM	1	
105	3' - 0"	7' - 0"	WOOD	N	HM	1	
106	3' - 0"	7' - 0"	WOOD	N	HM	1	
106A	4' - 0"	7' - 0"	WOOD	F	HM	1	PAIR 2'-0" BIFOLD DOORS
106B	3' - 0"	7' - 0"	WOOD	N	HM	1	
107	3' - 0"	7' - 0"	WOOD	F	HM	1	
108	3' - 0"	7' - 0"	WOOD	F	HM	1	
109	3' - 0"	7' - 0"	WOOD	N	HM	1	
110	3' - 0"	7' - 0"	WOOD	N	HM	1	
111	3' - 0"	7' - 0"	WOOD	LG	HM	1	
112	3' - 0"	7' - 0"	WOOD	N	HM	1	
113	3' - 0"	7' - 0"	WOOD	LG	HM	2	

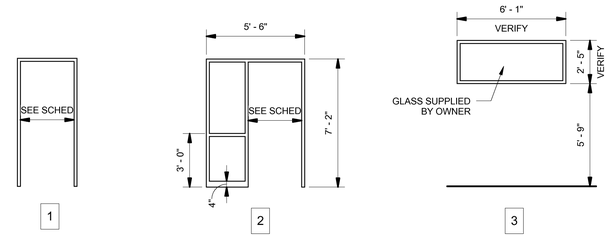

NOTE - HM FRAMES TO BE 2" WIDE U.N.O.

D3 FRAME TYPES

SCALE: 1/4" = 1'-0"

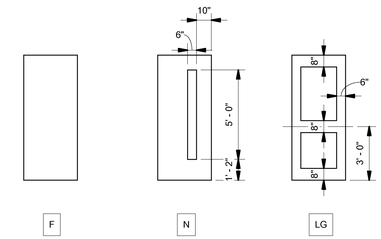

D5 DOOR TYPE

SCALE: 1/4" = 1'-0"

BORROWED LITE SCHEDULE			
NUMBER	WIDTH	HIEGHT	FRAME TYPE
BL103	6'-1"	2'-5"	3
BL104	6'-1"	2'-5"	3
BL105	6'-1"	2'-5"	3
BL111	6'-1"	2'-5"	3
BL111A	6'-1"	2'-5"	3
BL112	6'-1"	2'-5"	3
BL112C			
BL113	6'-1"	2'-5"	3
BL113A	6'-1"	2'-5"	3

ROOM FINISH SCHEDULE									
				WALL FINISH					
ROOM NUMBER	ROOM NAME	FLOOR FINISH	BASE FINISH	NORTH WALL	EAST WALL	SOUTH WALL	WEST WALL	CEILING FINISH	COMMENTS
101	VEST	MAT1	RB1	N/A	P1	P1	P1	ACT 1	
102	OPEN WORK AREA	REINSTALL EXG CPT	RB1					ACT 1	SEE A81.1 FOR PAINT COLORS
102A	COPIER/PRINTER	REINSTALL EXG CPT	RB1	P1	P1	N/A	P1	ACT 1	
103	OFFICE #1	BY OWNER	BY OWNER	P1	P1	P1	P1	ACT 1	
104	OFFICE #2	BY OWNER	BY OWNER	P1	P1	P1	P1	ACT 1	
105	OFFICE #3	BY OWNER	BY OWNER	P1	P1	P1	P1	ACT 1	
106	BREAK ROOM	VCT1	RB1	P3	P3	P3	P3	ACT 1	
106A	ELEC CLOSET	VCT1	RB1	P1	P1	P1	P1	N/A	
107	STORAGE	VCT1	RB1	P1	P1	P1	P1	ACT 1	
108	STORAGE	VCT1	RB1	P1	P1	P1	P1	ACT 1	
109	PLAN ROOM	EXG TO REMAIN	RB1	P1	P1	P1	P1	EXG TO REMAIN	
110	OPEN WORK AREA	REINSTALL EXG CPT	RB1	P1	P1	P1	P1	ACT 1	
111	OFFICE #4	BY OWNER	BY OWNER	P1	P1	P1	P1	ACT 1	
112	OFFICE #5	BY OWNER	BY OWNER	P1	P3	P1	P1	ACT 1	
113	CONFERENCE	BY OWNER	BY OWNER	P3	P1	P1	P3	ACT 1	

NOTE -1) PAINT ALL WOOD DOORS AND FRAMES P2 UNLESS NOTED OTHERWISE
2) PAINT SOFFIT TO MATCH ADJACENT WALL COLOR, PAINT UNDERSIDE OF SOFFIT P1 UNLESS NOTED OTHERWISE

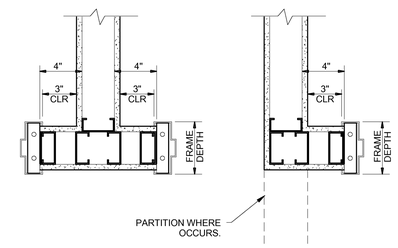

C5 HOLLOW METAL FRAME INSTALLATION

SCALE: 1 1/2" = 1'-0"

MATERIAL LEGEND			
Material	Key Name	Manufacturer	Color/Finish
PLASTIC LAMINATE	PLAM	PIONITE	????
ACOUSTIC TILE	ACT1	ARMSTRONG	N/A
VINYL COMPOSITION TILE	VCT1	MANNINGTON MILLS ; BRUSHWORK	Florentine - 713
RUBBER BASE	RB1	JOHNSONITE	281 Grizzly
ENTRY MAT	MAT1	C/S GROUP	
PAINT	P1	SHERWIN WILLIAMS	Wool Skein - SW6148
	P2	SHERWIN WILLIAMS	Quiver Tan - SW6151
	P3	SHERWIN WILLIAMS	Cosmos - SW6528
CORNER GUARD	CG1	N/A	N/A

HARRIMAN
Architects + Engineers
46 Harriman Drive
Auburn, ME 04210
207.784.5100 tel
123 Middle Street
Portland, ME 04101
207.775.0053 tel
One Perimeter Road
Manchester, NH 03103
603.626.1242 tel
www.harriman.com

© 2012

LICENSED ARCHITECT ROBERT C. KLINE-INST, JR. No. 2762 STATE OF MAINE

Project Title
USM
25 BEDFORD STREET RENOVATION
PORTLAND, ME

Harriman Project No. 11711

Key Plan

Drawing Scales
As indicated
Graphic Scale
Graphic Scale
Graphic Scale
Graphic Scale
Graphic Scale
Graphic Scale

Mark	Date	Description
	04/02/2012	ISSUED FOR BID
	03/12/2012	95% REVIEW
	03/02/2012	75% REVIEW
	02/17/2012	PROGRESS REVIEW

Issue Dates

Drawing Status

Drawing Title
DOOR SCHEDULE AND ROOM FINISH SCHEDULE

PA / PE: MDL
Drawn By: BSL

Drawing Number
A60.1