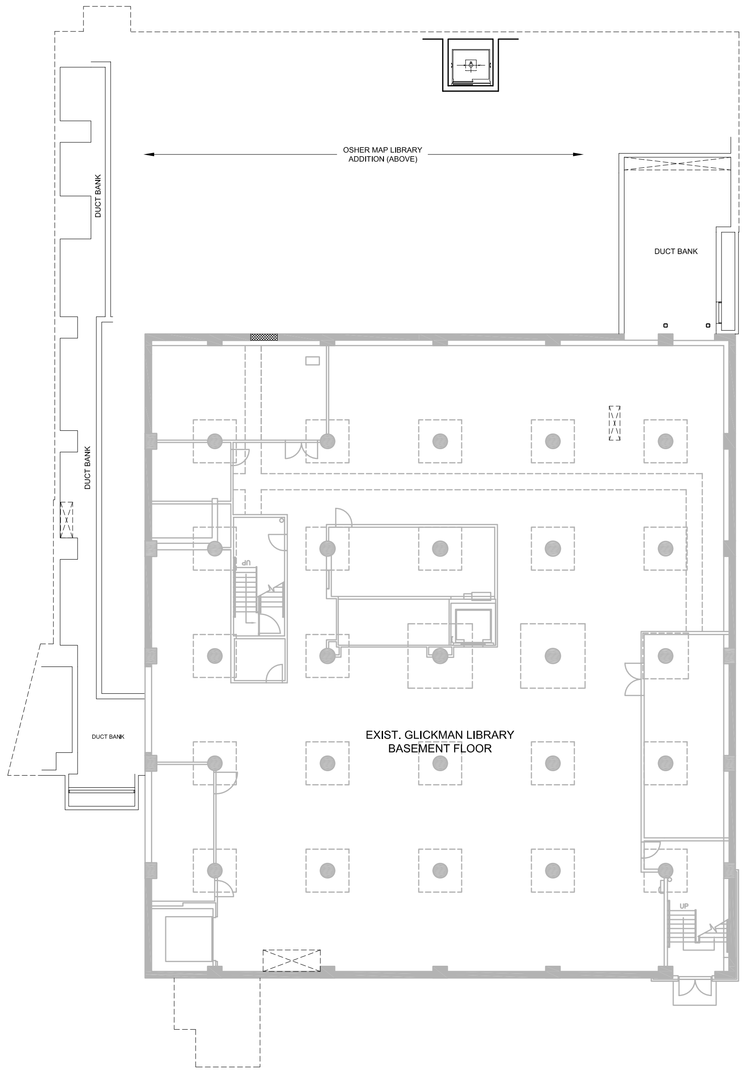

1 BASEMENT FLOOR PLAN

SCALE: 1/16" = 1'-0"

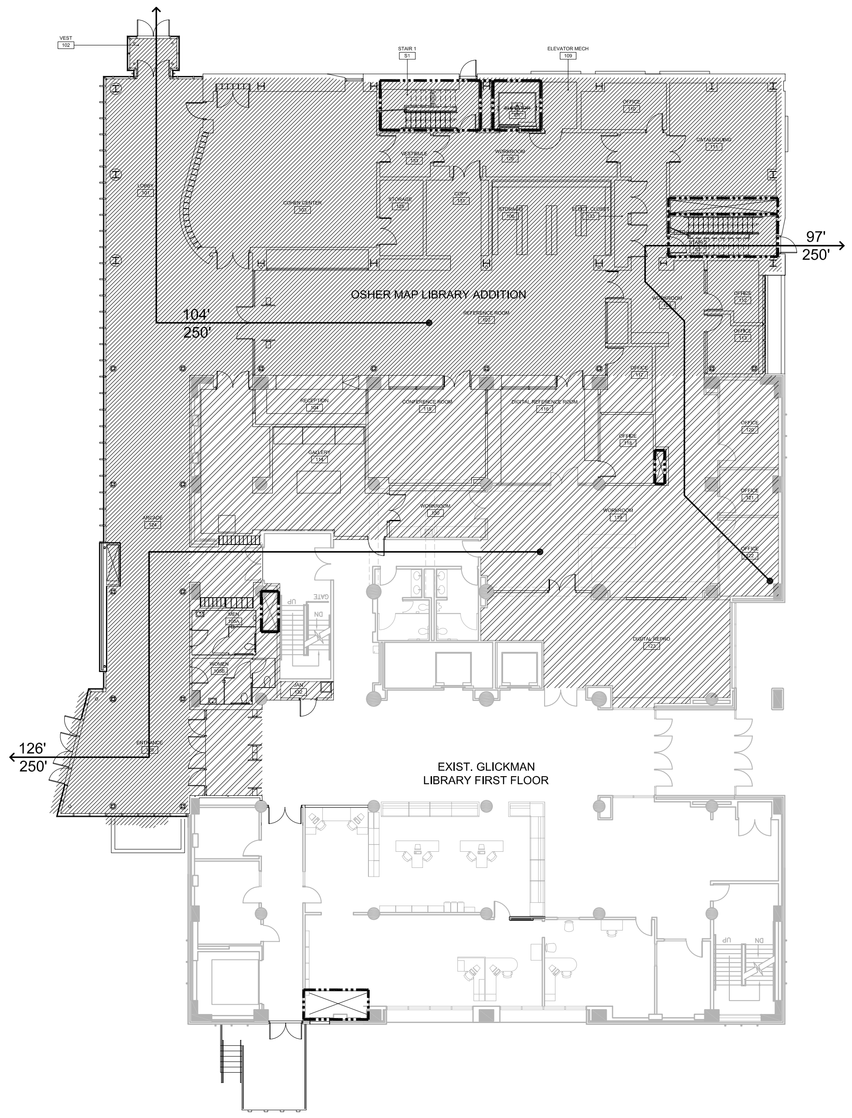

2 FIRST FLOOR PLAN

SCALE: 1/16" = 1'-0"

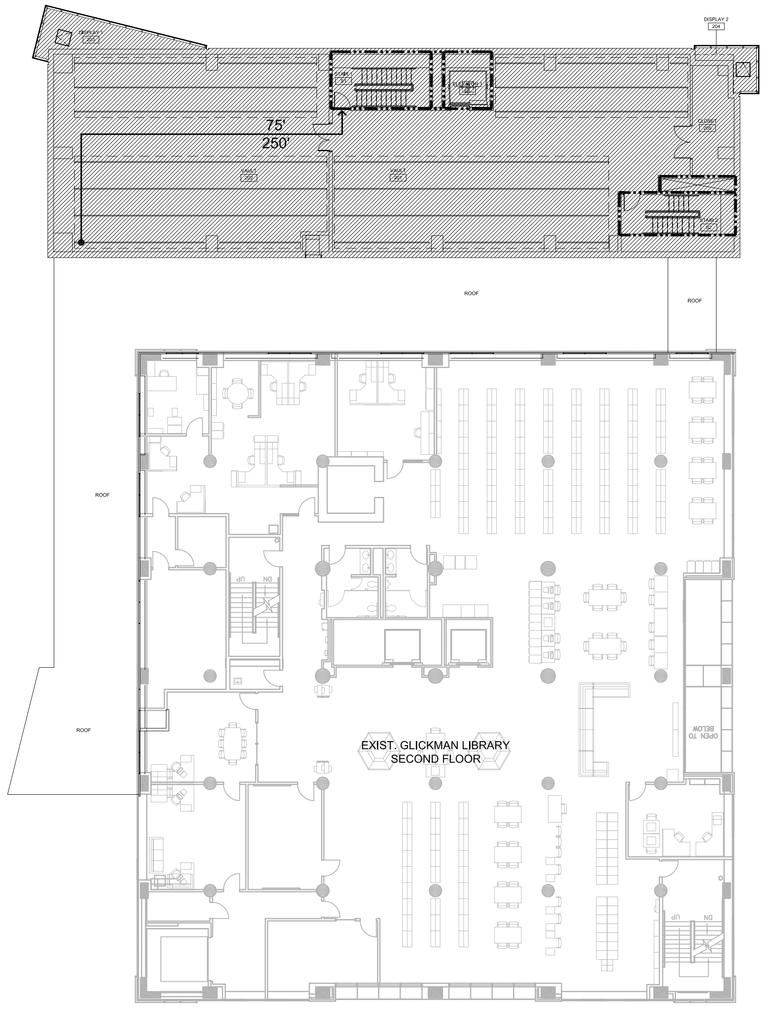

3 SECOND FLOOR PLAN

SCALE: 1/16" = 1'-0"

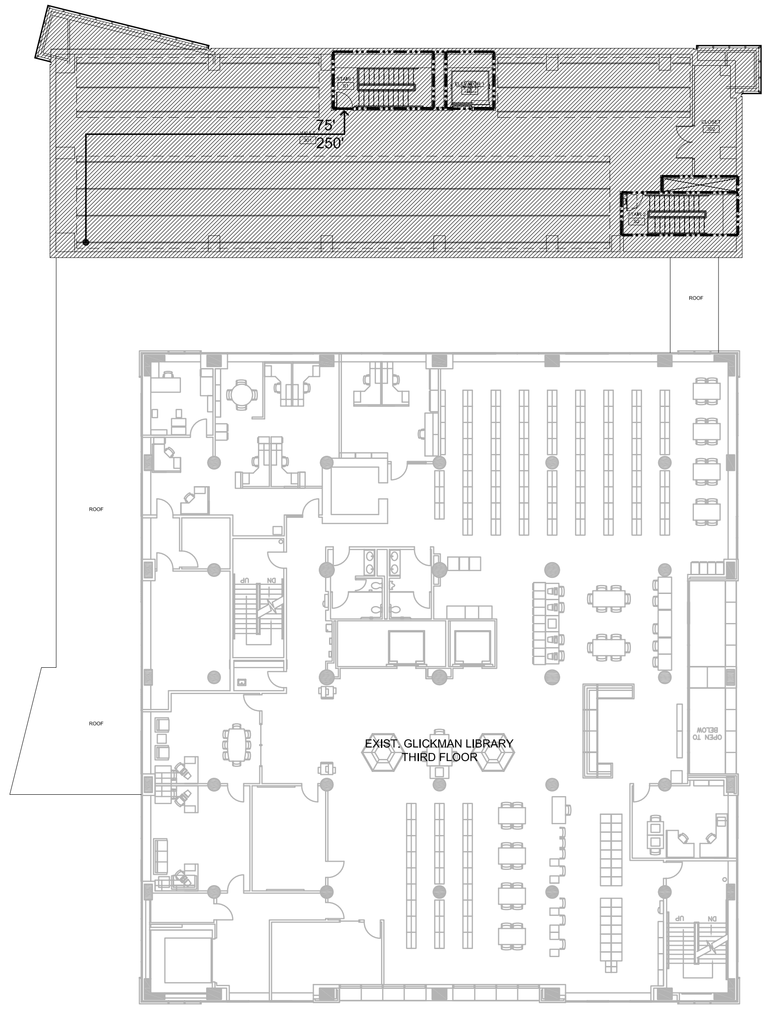

4 THIRD FLOOR PLAN

SCALE: 1/16" = 1'-0"

CODE SUMMARY LEGEND

- SMOKE BARRIER
- 1 HOUR CONSTRUCTION
- 2 HOUR CONSTRUCTION
- OML ADDITION
- OML RENOVATION
- ACTUAL DISTANCE / MAX DISTANCE — EGRESS PATH

CODE SUMMARY

Osher Lifelong Learning Institute Library
Portland, Maine

Date: July 24, 2007

Prepared By: Doug Anderson

The following code summary is based on our review of the architectural plans provided to our office on July 19, 2007.

APPLICABLE CODES:

- 2003 International Building Code
- 2003 NFPA 101: Life Safety Code

It is our understanding that the proposed work includes renovating the first floor of the existing 7-story, sprinklered, library building and a 3-story addition that will house archived maps on the upper two floors and a small auditorium on the first floor.

2003 INTERNATIONAL BUILDING CODE

All work performed must comply with the code for new construction (3403.1).

1. Occupancy Classification:

Use Group A-3 (Library)
Use Group B (Offices, Adult Educational)
Use Group S-1 (Storage)

2. Min. Construction Type & Height and Area Limitations:

The construction type and building use are not changing through the proposed interior renovations and 3-story addition.

The minimum required construction type for the building is IB, which must be verified. An evaluation of concrete floor/ceiling and column assemblies, and/or fireproofing material on structural steel beams and girders, is required to verify the building's construction type.

3. Fire Resistance Ratings:

All work performed must comply with the code for new construction (3403.1), including the requirements for fire resistance ratings.

The table shown below summarizes the requirements for the building outlined in Table 601 & 602.

Building Element	Fireresistance Rating (Hours)
Non-Loadbearing Exterior Walls	1 [A]
Non-Loadbearing Interior Walls	0
Load-bearing interior & exterior walls	2 [C]
Roof Construction	1
Floor Systems	2
Interior Columns, Walls, and Other Load Bearing Structural Elements	2 [C]

A. 0 hours when fire separation distance is greater than 30 feet.
B. Not less than rating based on fire separation distance (see "non-loadbearing exterior walls"). Roof supports may be reduced to 1 hour when only supporting roof.
C. Not less than rating of walls supported; roof supports may be reduced to 1 hour when only supporting roof.

4. Exterior Wall Openings & Fire Resistance Rating:

This section only applies to the addition or any alteration to the existing exterior wall openings:

The exterior wall rating requirements and opening limitations are based on the fire separation distance for each wall. The fire separation distance is measured perpendicular to the exterior wall to the centerline of a public street, an interior lot line, or an imaginary lot line between two buildings on the same lot (Section 702). This section only applied to the addition or any place that exterior wall openings are changing.

If the fire separation distance is greater than 30 feet the exterior walls of the building are not required to be rated and may have unlimited openings when the fire separation distance is greater than 20 feet (Table 704.8).

5. Interior Finish:

The following interior wall and ceiling finishes are allowable per (Table 803.5):

- Exit Stairs & Passageways – Class B
- Exit Access Corridors – Class B
- Other Rooms and Spaces – Class C

6. Means of Egress:

The occupant load for each floor calculated in accordance with Table 1004.1.2 is as follows:

Occupant Load

Floor	Area	Floor Area (ft²)	Floor Area Per Occupant (ft²/occupant)	Occupant Load
1	Offices	4,875	100 gross	49
	Cohen Center	900	7 net	129
	Library Reference Room	1,350	50 net	27
	Library Stacks	750	100 gross	8
	Vault Storage	2,400	300 gross	8
	Assembly Rooms	2,840	15 net	190
	Storage/Mechanical	785	300 gross	3
	Gallery & Exhibit Space	2,700	50 net	54
			Floor Total =	468
2-3	Vault Storage	4,400	300 gross	15
			Area Total =	15

Based on the occupant loads estimated above, the following minimum number of exits are required from each floor level (Table 1018.1):

Number of Required Exits

Floor	Occupant Load	Required Number of Exits	Number of Exits Provided
1	468	2	5
2	15	2	2
3	15	2	2

Exit Capacity

Floor	Occupant Load	Exit Allowance (in/person)	Total Exit Capacity Provided (persons)		Status
1	468	0.3 (Stair) 0.2 (Door)	4 Various Exits 306"/0.2=1,530		Compliant
			Total = 1,530		
2	15	0.3 (Stair) 0.2 (Door)	Stair 1 34"door/0.2=170 36"stair/0.3=120	Stair 2 34"door/0.2=170 36"stair/0.3=120	Compliant
			Total = 120		
3	15	0.3 (Stair) 0.2 (Door)	Stair 1 34"door/0.2=170 6"stair/0.3=120	Stair 2 34"door/0.2=170 36"stair/0.3=120	Compliant
			Total = 120		

Other egress requirements:

- All exit stair doors and doors serving more than 50 people must swing in the direction of egress travel
- Maximum Exit Access Travel Distance < 250 feet.
- Maximum Dead End Corridor Length < 20 feet.

Portland Campus
University of Southern Maine

Architect

Koetter | Kim & Associates Inc.
356 Boylston Street
Boston, MA 02116

T: (617) 536 - 8560
F: (617) 536 - 1217

Consultants

Structural Engineer:
Weidlinger
201 Broadway 4th Floor
Cambridge, MA 02139
T: (617) 374 - 0000
F: (617) 374 - 0010

Lighting:
Sladen Feinstein Int. Lighting Inc.
73 Hemenway Street
Boston, MA 02115
T: (617) 267 - 9500
F: (617) 267 - 2045

MEP:
Harriman Associates
One Auburn Business Park
Auburn, ME 04210
T: (207) 784 - 5100
F: (207) 782 - 3017

Specification:
Kalin Associates Inc.
1121 Washington Street
Newton, MA 02465
T: (617) 964-5477
F: (617) 964-5788

Geotech:
Haley & Aldrich, Inc.
75 Washington Avenue, Suite 203
Portland, ME 04101
T: (207) 482-4609
F: (207) 482-4659

Issue

Permit Drawing Set
September 27, 2007

Revisions

	REVISED	05/25/07

Project

Osher Map Library & Glickman Family Library
University of Southern Maine

Drawing Title

CODE SUMMARY

0 FT 16 32
Scale: 1/16": 1'-0" @ Full Size

KKA Project Number
0510.004

Drawn By

Checked By

Date
09/27/07

Issue

Approval

LICENSED ARCHITECT
BURIE KING
HEA 5106
No. 5174
STATE OF MAINE

Drawing Number

A-002