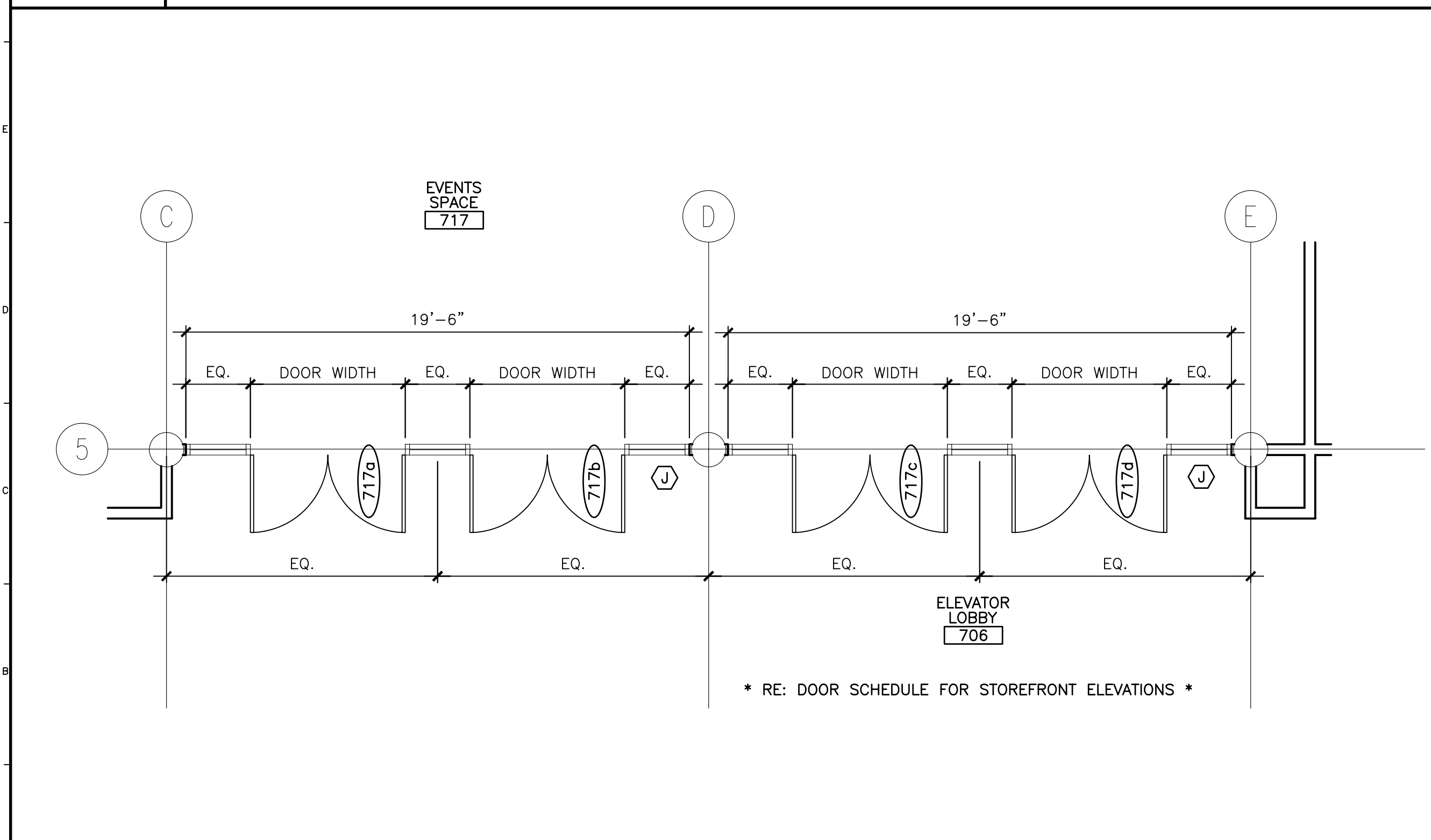


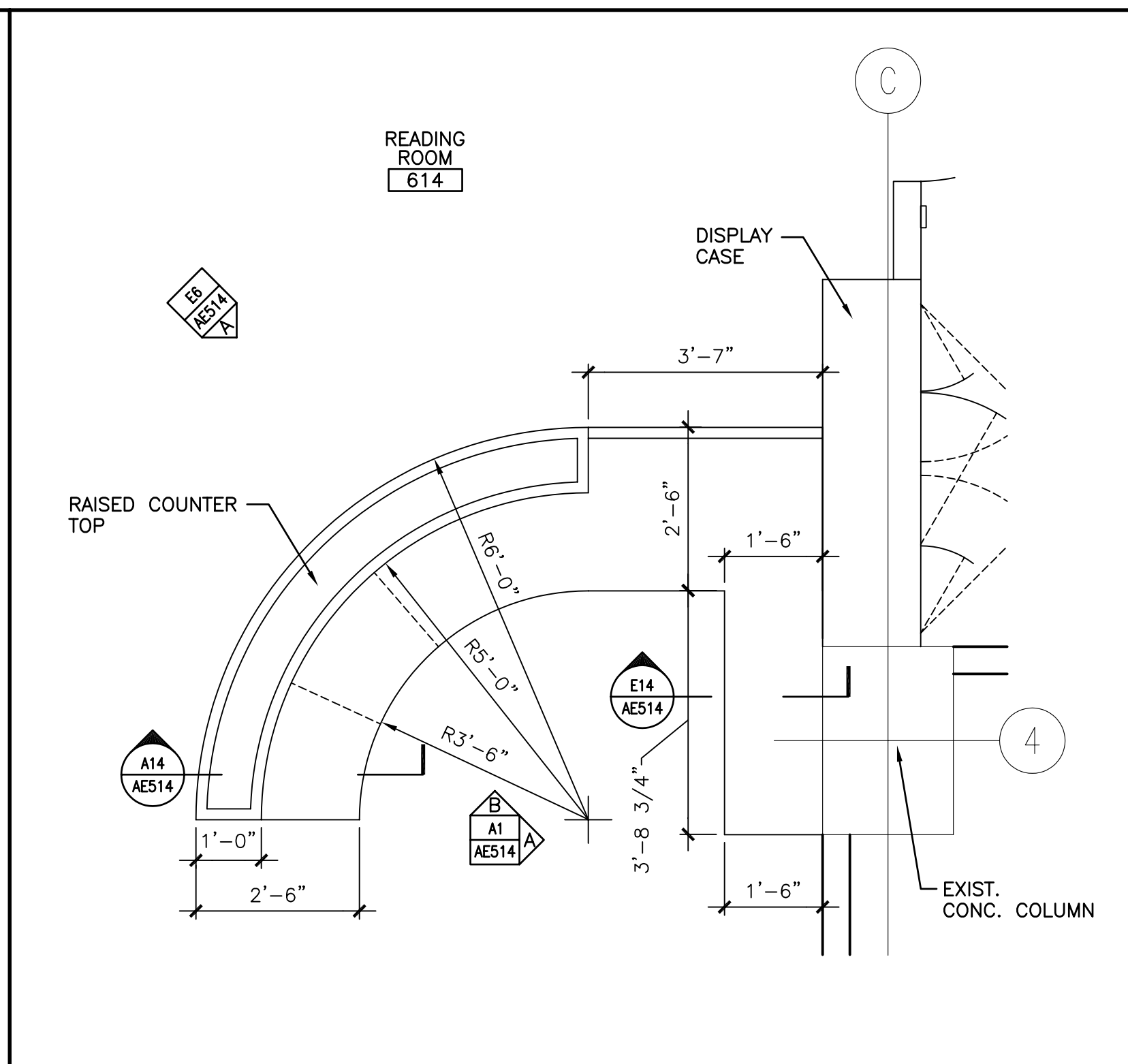
F1 ALTERNATE #5 PLAN - 6TH FLOOR MILLWORK

1/4"=1'-0"  
AE106



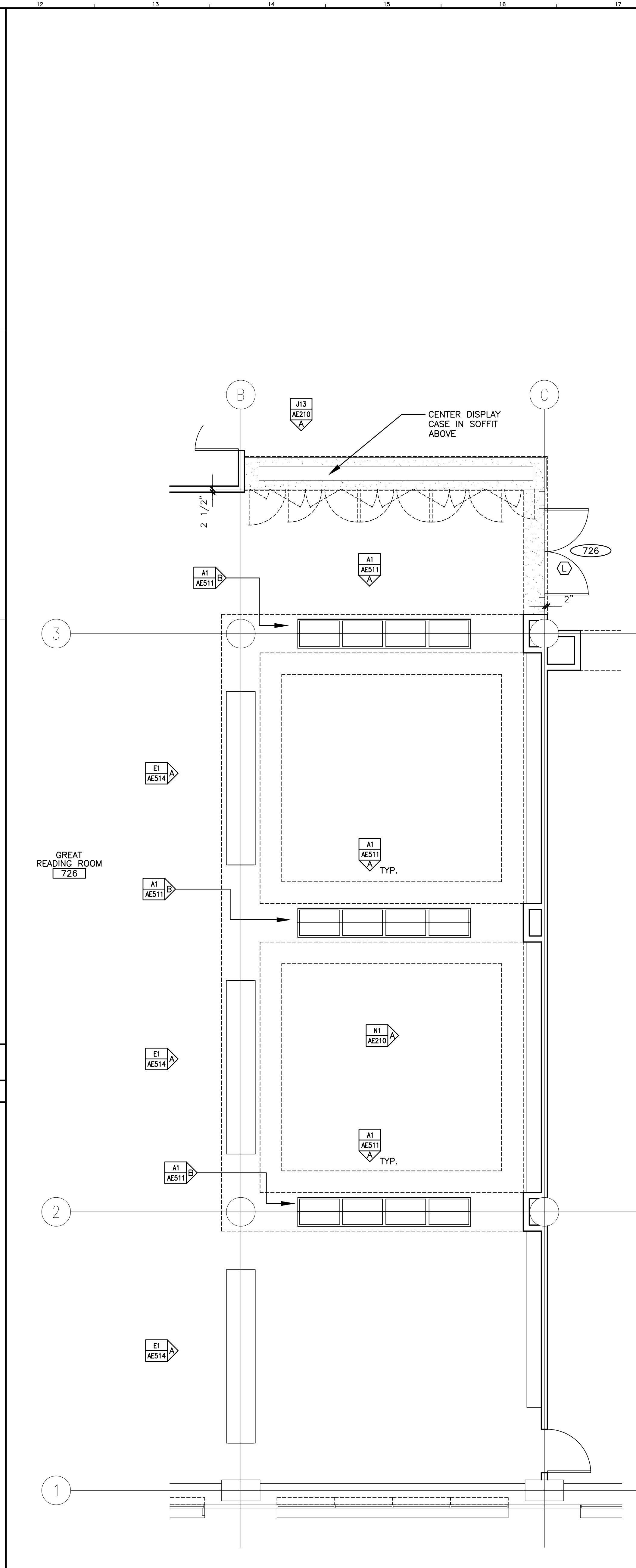
A1 ALTERNATE #1 PLAN

1/4"=1'-0"  
AE107



A8 ENLARGE PLAN - RECEPTION DESK

1/2"=1'-0"  
AE120



A12 ALTERNATE #5 PLAN - 7TH FLOOR MILLWORK

1/4"=1'-0"  
AE107

**GENERAL NOTES:**

- RE: G1002 FOR GENERAL NOTES, TYPICAL MOUNTING HEIGHTS & WALL TYPES.

**FLOOR PLAN NOTES:**

- DIMENSIONS ARE GIVEN FROM CENTER OF NEW WALLS, CENTER OF DOOR OPENINGS, FACE OF MASONRY AND FACE OF EXISTING WALLS U.N.O.
- NEW WALLS ARE TO BE LOCATED ON COLUMN CENTERLINES OR CENTER LINE OF WINDOW WALL SUPPORT AS SHOWN UNLESS DIMENSIONED OTHERWISE.
- MANUALLY OPERATED WALL MOUNTED PROJECTION SCREENS & MARKER BOARDS ARE TO BE CENTERED ON WALL.
- NO CONC. TOPPING SLAB TO BE POURED IN MECHANICAL ROOMS. MECHANICAL ROOM FLOOR ELEVATION TO REMAIN AS IS.
- G.C. IS TO INSTALL MISSING KALWALL ENCLOSURE PANELS @ WINDOW JAMBS LOCATED IN BUILDING CORNERS. RE: EXISTING FLOORS 1-4 FOR AN EXAMPLE OF LOCATION AND PANEL TYPE.
- RE: F10/AE502 FOR WINDOW PARING DETAIL AT 5TH, 6TH & 7TH FLOORS, TYPICAL.


**KEY NOTES:**

- 4 COAT HOOKS
- CEILING RECESSED PROJECTION SCREEN
- MARKER BOARD
- FULL HEIGHT PLYWOOD MOUNTING BOARDS (ON ALL APPLICABLE WALLS)
- CARD READER (RE: DOOR SCHEDULE)
- 5 1/2" STAINED CHERRY BASE (ALL WALLS)
- ELEVATOR EQUIPMENT (BASE BID) COORD. W/ ELEV. SUPPLIER
- ELEVATOR EQUIPMENT (ALTERNATE #6) COORD. W/ ELEV. SUPPLIER
- EXISTING SECURITY GATE
- EXISTING PHONE / DATA SUPPLY & RISE
- TELE/DATA 4"H. PLYWOOD BACKBOARD, FULL LENGTH OF WALL, PAINTED BLACK. RE: F15/AE502
- RECESSED FLOOR TRACK SYSTEM FOR MOVEABLE SHELVING. COORDINATE W/ SUPPLIER OF FURNISHINGS PURCHASED UNDER SEPARATE CONTRACT.
- EXISTING HOSE CABINET TO REMAIN
- DRINKING FOUNTAIN & TELEPHONES TO REMAIN (NO WORK TO BE DONE)
- RELOCATED EXISTING HOSE CABINET, RECESS PER DETAIL A1/AE507
- NEW ADA DRINKING FOUNTAIN, RE: PLUMB.
- NEW PHONE, RE: ELEC.
- NEW FLOOR SLAB, RE: SB101
- SOFFIT ABOVE (RE: REFLECTED CEILING PLANS & DETAILS)
- ROLLER SHADES MOUNTED @ WINDOW HEAD HEIGHT ON KALWALL FRAMING MEMBERS, RE: SPEC. FOR TYPES

0	ISSUED FOR CONSTRUCTION	3-17-03
REV.	DESCRIPTION	DATE

**ISSUED FOR CONSTRUCTION**  
3-17-03

CURRENT ISSUE STATUS:



ARCHITECTURE ENGINEERING PLANNING  
SMRT  
144 Fore Street/P.O. Box 618  
Portland, Maine 04104  
tel. (207) 772-3846  
fax. (207) 772-1070

GLICKMAN LIBRARY  
UNIVERSITY OF SOUTHERN MAINE  
PORTLAND, MAINE

PROJECT:  
**ALTERNATE #1 & #5  
FLOOR PLANS**

SHEET TITLE:  
SCALE: 1/8"=1'-0" DATE: 3-17-03

PROJECT MANAGER: SLB GRAPHIC SCALE: 0" 1"  
JOB CAP/DRAWN: CTB  
A/E OF RECORD: JLH SHEET No.

SMRT CAD FILE: AE120-99092  
PROJECT No. 99092  
**AE120**