

Metalbestos Chimney Systems (USA Only - See separate instructions for Canada)

SHEET P

Chimney & Accessories

Guide to — General Installation Instructions & Owner's Maintenance Guide

Metalbestos Chimney Systems Must Be Installed with Minimum 2 Inch Air Space Clearance to Combustible Materials, Wires and Building Insulation

IMPORTANT:

The parts, Kits Assemblies and Packages shown here are essential for a correct and safe installation. They must be installed strictly in accordance with their applicable instructions. With some of these groups two or more different Instruction Sheets may be necessary. The General Installation Instructions and Owners Maintenance Guide is designated "Sheet GS" and is packaged with the Support Assembly. For your protection **read** and study these carefully before beginning an installation. If you are installing these products and do not find the sheets referenced here in the cartons, **STOP!** and obtain them from your dealer, distributor or Selkirk before proceeding.

The Installation Instruction reference sheets are indicated below the part illustration and must be followed to insure safe installation.

CAUTION: METALBESTOS CHIMNEY SYSTEMS MUST BE PROPERLY SUPPORTED. DO NOT USE PIPE BY ITSELF OR ATTEMPT TO FABRICATE YOUR OWN SUPPORT OR ACCESSORIES

SEE INSTALLATION INSTRUCTIONS TO DETERMINE NECESSARY ACCESSORIES

Part Numbers must be prefixed with the correct size 8T-WSK for example to get an 8" Wall Support Kit

SEE SELECTOR CHARTS ON REVERSE SIDE


INSULATED PIPE AND ACCESSORIES

Insulated Pipe Length
(3", 6", 9", 12", 18", 24", 36')



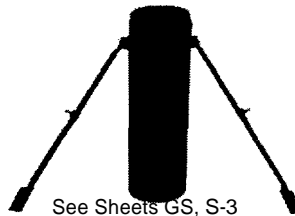
See Sheet GS, MCS

Roof Support Package (RSP)




See Sheets S-4, MCS

Roof Brace Kit (RBK)
(Pipe Not Included)



See Sheets GS, S-3

Wall Support Kit (WSK)




See Sheets GS

Interior Resupport (IR)



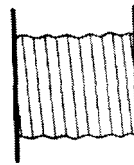
See Sheets S-5

Fire Stop / Wall Spacer (WS)
Use With SSII Only



See Sheets GS, S-2

Wall Thimble (WT)
Required on all except Model SSII



See Sheets MCS, S-7

Dripless Smoke W/Coupler (DSW)



See Sheets GS, S-1, S-4

Dripless Smoke Pipe Adapter (DSA)



See Sheets GS, S-1, S-4

Insulated Tee & Plug (IT)



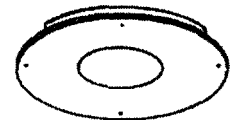
See Sheets GS, S-5

Wall Band (WB)




See Sheet S-5

Trim Plate (TPS)
Required on all except Model SSII
(Use with part JS only)



See Sheets MCS, S-7

Attic Insulation Shield (AIS)



See Sheets GS S-2

Round Top (RT)



See Sheet S-3

Storm Collar (SC) Adjustable Flashing (AF)



See Sheet S-3

Insulated 15° Elbow (EL)



See Sheets GS, S-5, MCS

Insulated 30° Elbow (EL)



See Sheets GS, S-5, MCS

Finish Support Package (FSP)



See Sheet S-1

Finish Support Package-Round (FSPR)



See Sheet S-1

Anchor Plate (AP)



See Sheet S-4

Finish Collar (FC)



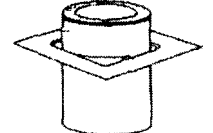
See Sheet S-4

Fire Stop/Trim Collar (TCS)
For Model SSII use only



See Sheets GS, S-5

Fire Stop/Trim Shield (JS)
Required on all except Model SSII



See Sheets MCS, S-7

WARNING

Failure to follow the Installation instructions could cause FIRE CARBON MONOXIDE POISONING OR DEATH. If you are unsure of installation requirements call the Phone Number listed on the Instructions or sizing handbook.

