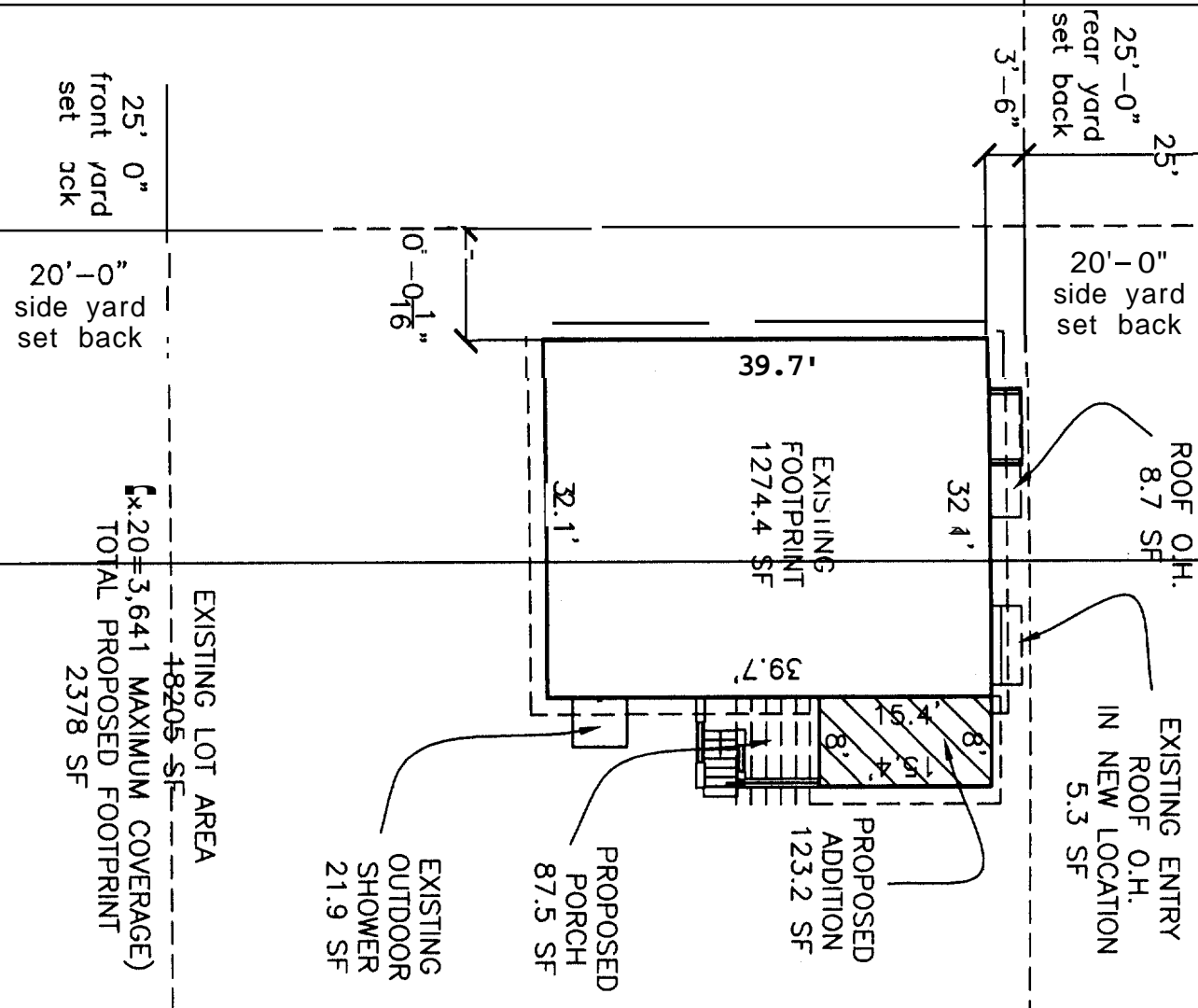


NEW ISLAND AVENUE

145.0' P.L.

ADJACENT RESIDENCE

126.7' P.L.

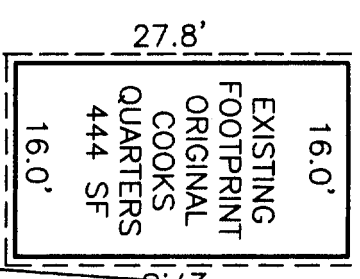
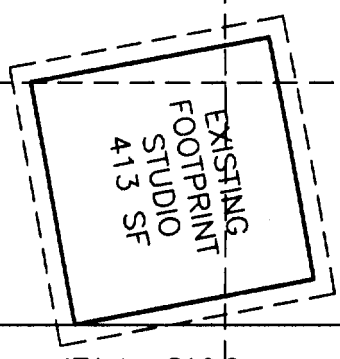


EXISTING LOT AREA
18205 SF
MAXIMUM FOOTPRINT
3641 SF
TOTAL PROPOSED FOOTPRINT
2378 SF

140.0' P.L.

SPRUCE STREET

20'-0" side yard set back



20'-0" side yard set back
25'-0" front yard set back

70.2' P.L.

ADJACENT RESIDENCE

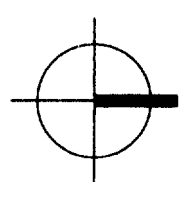
25'-0" rear yard set back

THOMSON JOHNSON WOODWORKS
115 ISLAND AVENUE
PEAKS ISLAND ME 04108
207.766.5919

A1

Notes

plot plan



PROJECT Parrott/Braman
Residence

DATE 8.05.04 REVISED

SCALE 1/16" = 1'-0" DRAWN BY

ITEM