


**GENERAL NOTES:**

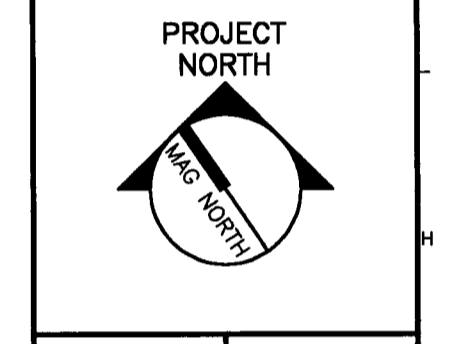

1. SEE SHEET E-001 FOR LEGEND AND GENERAL NOTES.

**KEYED NOTE:**

- ① NEW LOCATION OF FIRE ALARM SYSTEM DEVICE REMOVED DURING DEMOLITION. EXTEND EXISTING WIRING AS REQUIRED.
- ② NEW LOCATION OF FIRE ALARM SMOKE DETECTOR REMOVED DURING DEMOLITION. EXTEND EXISTING WIRING AS REQUIRED.
- ③ NEW LOCATION OF FIRE ALARM REMOTE TEST INDICATOR. EXTEND EXISTING WIRING AS REQUIRED TO MOUNT DEVICE BELOW DROP CEILING.
- ④ FURNISH & INSTALL 4" SQUARE BACKBOX WITH 3/4" CONDUIT STUBBED ABOVE ACCESSIBLE CEILING WITH PULL STRING. ALL WIRING BY OTHERS.
- ⑤ NEW WIRELESS DATA HUB LOCATION FOR REFERENCE ONLY. ALL WIRING BY OTHERS.



ARCHITECTURE ENGINEERING PLANNING  
 SWRT  
 144 Fore Street/P.O. Box 618  
 Portland, Maine 04104  
 tel. (207) 773-3846  
 fax. (207) 773-1070



PROJECT TITLE:  
**USM COMMUNITY EDUCATION CENTER  
 LOWER LEVEL FIT-UP**  
 PORTLAND, MAINE  
 CURRENT ISSUE STATUS:  
**ISSUED FOR PRICING/PERMITTING  
 4-18-06**

REV.	DESCRIPTION	DATE
0	PRICING/PERMITTING	4-18-06

GRAPHIC SCALE:  
 0" 1"

SCALE: AS NOTED  
 PROJECT MANAGER: SLB  
 JC/DRAWN BY: MBD  
 A/E OF RECORD: SLB  
 CAD FILE: EY101-06004  
 PROJECT NO: 06004  
 DATE:

SHEET TITLE:  
**SYSTEM PLAN**

SHEET No.  
**EY101**

A1 FLOOR PLAN

1/4" = 1'-0"