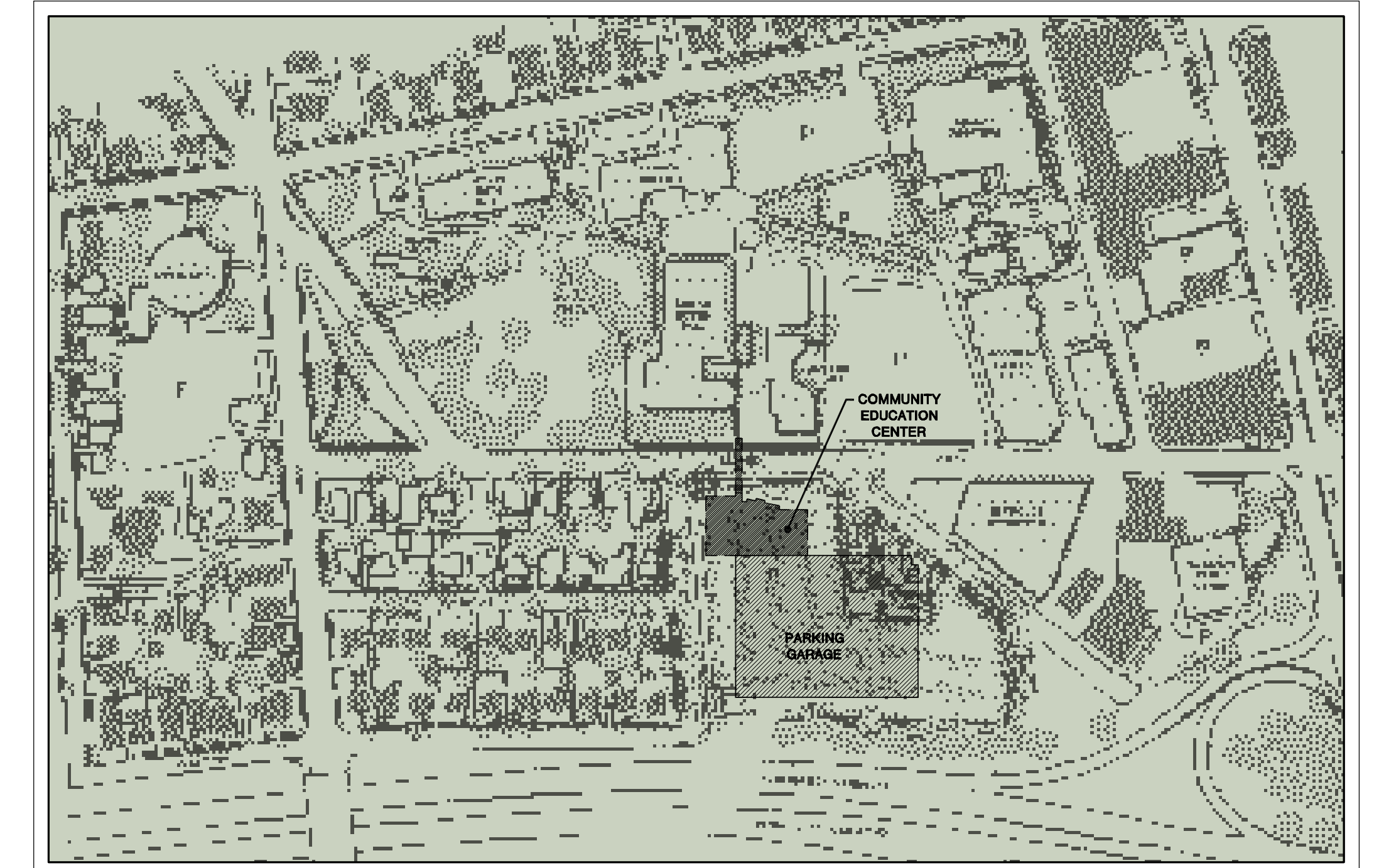


COMMUNITY EDUCATION CENTER PHASE 2

for

University of Southern Maine Portland, Maine



Locus Plan

LIST OF DRAWINGS

Cover List of Drawings, Locus Plan

Landscape Drawings

L101	Trees/Shrubs Schedules and Details
L102	Details
L103	Ground Covers and Pedestrian Bridge Plan
L104	Paving Plans
L105	Sidewalk Plaza Plan

Civil Drawings

C-100	Civil Legend and Notes
C-201	Grading Plan
C-202	Typical Sections
C-203	Geometric Plans
C-204	Pavement Marking Plan
C-205	Roadway profiles
C-206	Right of Way Plan
C-207	Utility Plan
C-208	Erosion and Sedimentation Control & Site Security Plan
C-210	Pavement Marking Plan
C-301	Civil Details 1
C-302	Civil Details 2
C-303	Civil Details 3

Structural Drawings

C-S001	General Notes & Abbreviations
C-S002	Typical Details
C-S003	Typical Details
C-S100	Foundation & Basement Plan
C-S101	Foundation & First Floor Framing Plan
C-S102	Second Floor Framing Plan
C-S103	Roof Framing Plans
C-S104	High Roof Framing Plan
C-S201	Column Schedule & Details
C-S202	Bracing Elevations & Details
C-S301	Foundation Sections & Details
C-S302	Foundation Sections & Details
C-S401	Sections & Details
C-S501	Pedestrian Bridge Plans, Elevation & Details
C-S502	Pedestrian Bridge Sections & Details

Architectural Drawings

C-A002	Abbreviations, Symbols, & Legends
C-A003	Partition Types
C-LS101	C.E.C. Basement Life Safety Plan
C-LS102	C.E.C. First Floor Life Safety Plan
C-LS103	C.E.C. Second Floor Life Safety Plan
C-A101	C.E.C. Basement Floor Plan
C-A102	C.E.C. First Floor Plan
C-A103	C.E.C. Second Floor Plan
C-A104	C.E.C. Clerestory Plan
C-A105	C.E.C. Roof Plan
C-A201	Exterior Elevations
C-A202	Exterior Elevations
C-A203	Building Sections
C-A204	Building Sections
C-A301	Wall Sections
C-A302	Wall Sections
C-A303	Wall Sections
C-A304	Wall Sections
C-A305	Wall Sections
C-A306	Skyway Plans & Elevations
C-A307	Skyway Plans & Elevations
C-A308	Wall Sections
C-A309	Skyway Details
C-A401	Enlarged Curtain Wall Elevations
C-A402	Curtain Wall Details
C-A403	Curtain Wall Details
C-A404	Enlarged Exterior Elevations and Elevation Details
C-A406	Exterior Plan Details
C-A407	Exterior Plan Details
C-A408	Exterior Plan Details
C-A409	Exterior Wall Details
C-A410	Exterior Wall Details
C-A411	Roof Details
C-A412	Roof Details
C-A413	Exterior Wall Details
C-A414	Exterior Wall Details
C-A415	Exterior Wall Details
C-A501	Stair C1 Plans & Sections
C-A502	Stair C2 Plans & Sections
C-A610	Interior Elevations-Lecture Hall
C-A611	Interior Elevations-Lecture Hall
C-A612	Interior Elevations-Public Space
C-A613	Interior Elevations-Corridors
C-A614	Interior Elevations-First Floor
C-A616	Interior Elevations-Second Floor
C-A617	Interior Elevations-Second Floor
C-A618	Enlarged Toilet Room Plans & Elevations
C-A701	Lecture Hall Podium Plan & Sections
C-A702	Lecture Hall Podium Elevations
C-A703	Lecture Hall General Details
C-A704	Lecture Hall General Details
C-A705	Lecture Hall A/V Cabinet Details
C-A706	Details
C-A707	Details
C-A708	Millwork Details
C-A802	First Floor Reflected Ceiling Plan
C-A803	Second Floor Reflected Ceiling Plan
C-A804	Clerestory Reflected Ceiling Plan
C-A901	Finish Schedule
C-A902	Door Schedule, Window & Door Types
C-A903	First Floor, Floor Pattern & Finish Plan
C-A904	Second Floor, Floor Pattern & Finish Plan
C-A905	Door Frame Details

Plumbing Drawings

C-P001	Plumbing Legend & Details
C-P002	Plumbing Riser & Diagram
C-P003	Plumbing Details
C-P10J	Plumbing Underlab Plan
C-P101	Plumbing Basement Floor Plan
C-P102	Plumbing First Floor Plan
C-P103	Plumbing Second Floor Plan
C-P104	Plumbing Roof Plan

Fire Protection Drawings

C-F001	Fire Protection Legend & Details
C-F002	Fire Protection Details
C-F101	Fire Protection Basement Floor Plan
C-F102	Fire Protection First Floor Plan
C-F103	Fire Protection Second Floor Plan
C-F104	Fire Protection Clerestory Plan

HVAC Drawings

C-H001	HVAC Legend Sheet
C-H101	C.E.C. Basement Plan-HVAC Ductwork
C-H102	C.E.C. First Floor Plan-HVAC Ductwork
C-H103	C.E.C. Second Floor Plan-HVAC Ductwork
C-H104	C.E.C. HVAC Roof Plan
C-H200	LEEDS Mechanical Site Plan
C-H201	C.E.C. Basement Plan-HVAC Piping
C-H202	C.E.C. First Floor Plan-HVAC Piping
C-H203	C.E.C. Second Floor Plan-HVAC Piping
C-H301	C.E.C. HVAC Enlarged Mechanical Room Plan
C-H401	C.E.C. Hot Water Flow & Control Diagram
C-H402	C.E.C. HVAC AHU Control Diagram
C-H403	C.E.C. HVAC AHU Control Diagram
C-H404	C.E.C. HVAC AHU Control Sequence
C-H405	C.E.C. HVAC AHU Control Diagrams
C-H501	C.E.C. HVAC Details
C-H502	C.E.C. HVAC Details
C-H503	C.E.C. HVAC Details
C-H504	C.E.C. HVAC Details
C-H505	C.E.C. HVAC Details
C-H601	C.E.C. HVAC Schedules
C-H602	C.E.C. HVAC Schedules

Electrical Drawings

C-E001	General Notes, Symbols, & Legend
C-E002	Electrical Site Plan
C-E003	Electrical Site Details
C-E101	Basement Lighting Plan
C-E102	First Floor Lighting Plan
C-E103	Second Floor Lighting Plan
C-E201	Basement Power & Systems Plan
C-E202	First Floor Power & Systems Plan
C-E203	Second Floor Power & Systems Plan
C-E204	Roof Lighting, Power & Systems Plan
C-E400	Power Riser Diagram
C-E401	Fire Alarm & Tel. /Data Riser Diagrams
C-E402	AV Riser Diagrams
C-E403	AV Riser Diagrams
C-E500	Mechanical & Panelboard Schedules
C-E501	Lighting Schedules & Control Riser Diagram
C-E502	Consultants Schedules and Dimming Riser Diagrams
C-E600	Electrical Details Sheet 1
C-E601	Electrical Details Sheet 2
C-E701	Electrical Part Plan

FOR BUILDING PERMIT

COMMUNITY EDUCATION CENTER

GMP DOCUMENTS

Date: January 19 2004

EYP Project Number: 5001024.00

STRUCTURAL ENGINEERING CONSULTANT:

LEMESSURIER CONSULTANTS
675 MASSACHUSETTS AVENUE
CAMBRIDGE, MA 02130
P(617) 868-1200 F(617) 661-7520

LANDSCAPE CONSULTANT:

GAWRON ARCHITECTS
29 BLACK POINT RD.
SCARBOROUGH, ME 04074-9358
P(207) 883-6307 F(207) 883-0361

CIVIL/SITE CONSULTANT:

WOODARD & CURRAN
41 HUTCHINS DRIVE
PORTLAND, ME 04102
P(207) 774-2112 F(207) 774-6635

AUDIO VISUAL CONSULTANT:

COMMUNICATIONS DESIGN ASSOCIATES
1410 PROVIDENCE HIGHWAY
NORWOOD, MA 02062
P(781) 551-8490 F(781) 551-8491

PREPARED BY:

Einhorn Yaffee Prescott
Architecture & Engineering P.C.
24 School Street
Boston, MA 02108
Telephone 617 305 9800
Fax 617 305 9888

EYP/

MATERIAL INDICATIONS

- EARTH
- GRANULAR FILL
- BRICK
- CONCRETE
- CONCRETE MASONRY UNITS
- GYPSUM WALLBOARD OR GROUT
- ROUGH WOOD BLOCKING
- FINISH WOOD
- PLYWOOD
- RIGID INSULATION / EFS
- BATT INSULATION
- FOAMED-IN-PLACE INSULATION
- STEEL
- STONE (CUT OR CAST)

SYMBOLS

ROOMNAME: 100 ROOM NUMBER

EYP_RNF: ABAC EYP_FN: CEILING WALLS

FLOOR BASE (REFER TO SCHEDULE) FINISH KEY

WINDOW TYPE: (Z)

DOOR NUMBERS: (101)

COLUMN NUMBERS: (X)

ELEVATION TARGET: 00.00

REVISION NUMBER: (A)

NOTE NUMBER: (XX)

WALL / PARTITION TYPES: (X)

DETAIL INDICATION

DETAIL NUMBER: A1

DETAIL TYPE/NAME: 1-1/2"=1'-0"

SCALE: 1-1/2"=1'-0"

SECTION INDICATION

SECTION NUMBER: A2

DIRECTION OF VIEW

DRAWING NUMBER WHERE SECTION IS DRAWN

DETAIL / SECTION INDICATION

SECTION NUMBER: N1

DIRECTION OF VIEW

DRAWING NUMBER WHERE SECTION IS DRAWN

ELEVATION INDICATORS

DETAIL NUMBER: A1

INTERIOR ELEVATION NUMBER: A1

DIRECTION OF VIEW(S)

DRAWING NUMBER WHERE ELEVATION IS DRAWN

DETAIL INDICATION

DETAIL NUMBER: J1

DRAWING AREA REQUIRING DETAIL

DRAWING NUMBER WHERE DETAIL IS DRAWN

ABBREVIATION	DESCRIPTION
ACT	ACOUSTICAL CEILING TILE
ADD	ADDENDUM
ADJ	ADJACENT
AFF	ABOVE FINISHED FLOOR
ALT	ALTERNATE
ALUM	ALUMINUM
ANOD	ANODIZED FINISH
APPROX	APPROXIMATE
ARCH	ARCHITECT/ARCHITECTURAL
ASSOC	ASSOCIATED
B/	BOTTOM OF
BLK/G	BLOCK / BLOCKING
BM/BMS	BEAM/BEAMS
BLDG	BUILDING
BRD/BD	BOARD
BRG	BEARING
BSMT	BASEMENT
CAB	CABINET
CEC	COMMUNITY EDUCATION CENTER
CJ	CONTROL JOINT
CL	CENTER LINE
CLG	CEILING
CLO	CLOSET
CMU	CONCRETE MASONRY UNIT
COL	COLUMN
CONC	CONCRETE
CONF	CONFERENCE
CONST.	CONSTRUCTION
CONT	CONTINUOUS
CONTR	CONTRACTOR
CORR	CORRIDOR
CSMU	CALCIUM SILICATE MASONRY UNIT
CT	CERAMIC TILE
CPT	CARPET
DA	DOUBLE-ACTING
DET/DTL	DETAIL
DF	DRINKING FOUNTAIN
DIA	DIAMETER
DISP	DISPENSER
DIV	DIVISION
DN	DOWN
DR	DOOR
DWG	DRAWING
EA	EACH
EHD	ELECTRIC HAND DRYER
EFS	EXTERIOR INSULATION AND FINISH SYSTEM
EL/ELEV	ELEVATION / ELEVATOR
ELEC	ELECTRIC/ELECTRICAL
EMER	EMERGENCY
EQ	EQUAL
EQUIP	EQUIPMENT
EWC	ELECTRIC WATER COOLER
EX-HB	EXHIBIT
EXIST/EXISTG	EXISTING
EXP JT	EXPANSION JOINT
EXP	EXPOSED
EXT	EXTERIOR

ABBREVIATION	DESCRIPTION
LAV	LAVATORY
LF	LINEAR FEET
LH	LEFT-HAND
LH(RB)	LEFT-HAND REVERSE (BEVEL)
LN	LINEN
LLH	LONG LEG HORIZONTAL
LLV	LONG LEG VERTICAL
LVR	LOUVER
MACH	MACHINE
MAS	MASONRY
MAT	MATERIAL
MAX	MAXIMUM
MECH	MECHANICAL
MET/MTL	METAL
MEZZ	MEZZANINE
MFR/MANUF	MANUFACTURE/MANUFACTURER
MIN	MINIMUM
MR	MIRROR
M.O.	MASONRY OPENING
M.D.	MOLDING
NC	NOT IN CONTRACT
NO.	NUMBER
NOM	NOMINAL
NTS	NOT TO SCALE
OC	ON CENTER
OH	OVERHEAD
OPNG	OPENING
OPP HD	OPPOSITE HAND
PART	PARTITION
PF / PREFIN	PREFINISHED
PL	PLATE
PL LAM/PLAS LAM	PLASTIC LAMINATE
PLAST	PLASTER
PLMBG	PLUMBING
PLY/PLYWD	PLYWOOD
PNL	PANEL
P/PNT	PAINTED
POL	POLISH
PR	PAIR
PT	POINT
PTD	PAPER TOWEL DISPENSE
PVC	POLYVINYL CHLORIDE
Q.T.	QUARRY TILE
R	RISER
RAD	RADIUS
RD	ROOF DRAIN
REFRIG	REFRIGERATOR
REQD	REQUIRED
RH	RIGHT-HAND
RH(RB)	RIGHT-HAND REVERSE (BEVEL)
RM	ROOM
RSD	RECESSED SOAP DISH

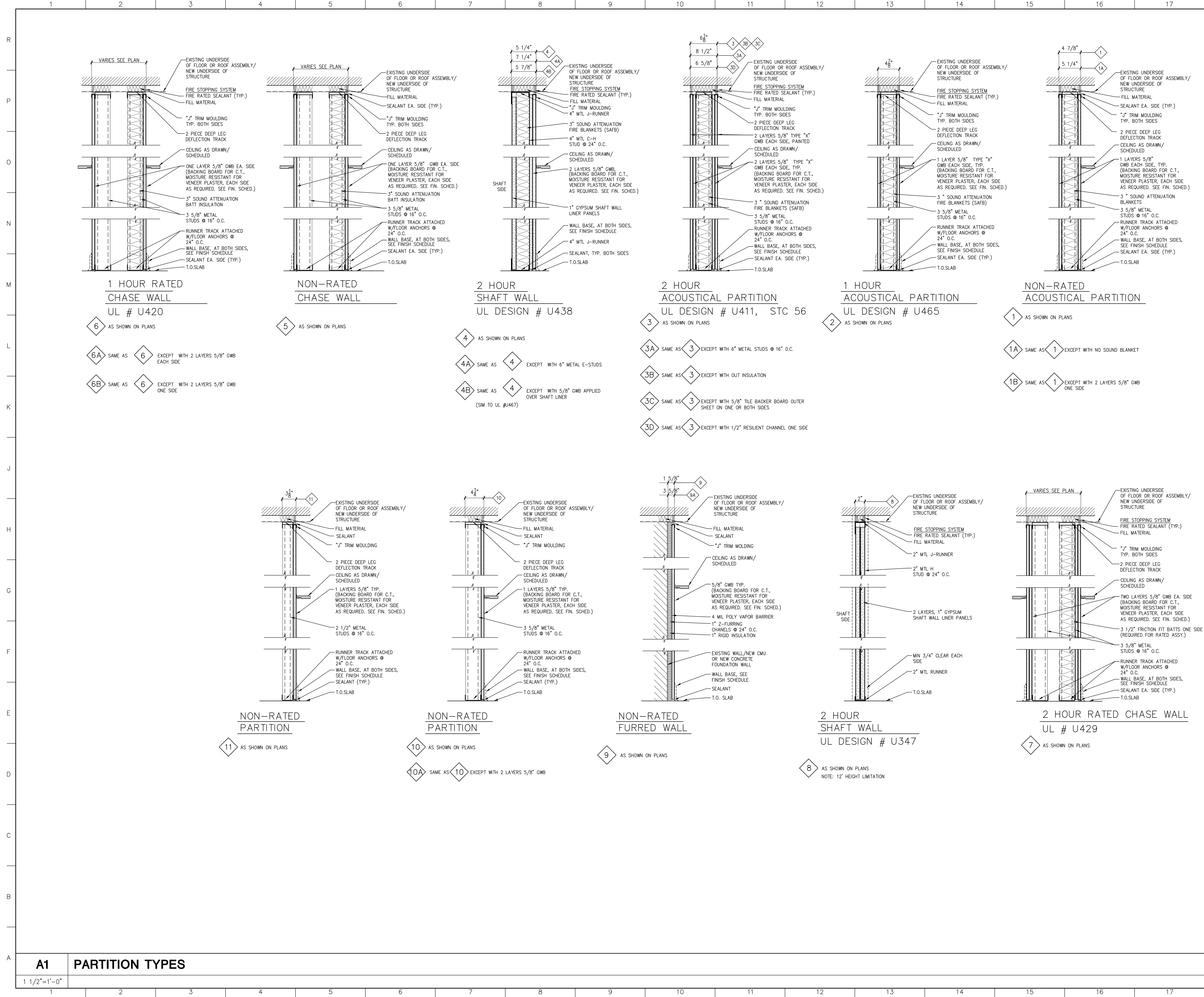
ABBREVIATION	DESCRIPTION
FD	FLOOR DRAIN
FEC	FIRE EXTINGUISHER CABINET
FIN	FINISH
FIX	FIXTURE
FL	FLOOR
FND	FEMININE NAPKIN DISPOSAL
FNDN	FOUNDATION
FNV	FEMININE NAPKIN VENDOR
FRP	FIBERGLASS REINFORCED PLASTIC
FRS.	FIBERGLASS REINFORCED STUCCO
FT	FEET
FTG	FOOTING
FURN	FURNISH, FURNITURE
FUR	FURRED, FURRING
FR	FIRE RESISTANT
FRMG	FRAMING
GA	GAUGE
GAL	GALLON
GALV	GALVANIZED
GB	GRAB BAR
GC	GENERAL CONTRACTOR
GL	GLASS/GLAZING
GM/B	GLASS MESH MORTAR BOARD
GND	GROUND
GYP WALL BD/GWB	GYPSUM WALL BOARD
H	HIGH
HC	HOLLOW CORE
HD	HEAVY DUTY
HDR	HEADER
HDWR	HARDWARE
HM	HOLLOW METAL
HORZ	HORIZONTAL
HR	HAND RAIL/HOUR
HT	HEIGHT
HTG	HEATING
HVAC	HEATING, VENTILATING, AIR CONDITIONING
ID	INSIDE DIAMETER
INSUL	INSULATION
INV	INVERT
JAN	JANITOR
JT	JOINT
KPL	KICK PLATE

ABBREVIATION	DESCRIPTION
S	SEALER
SC	SOLID CORE
SD	SOAP DISPENSER
SF	SQUARE FOOT
SHT	SHEET
SM	SIMILAR
S.O.G.	(CONCRETE) SLAB ON GRADE
SPEC	SPECIFICATIONS
SQ	SQUARE
SST	STAINLESS STEEL
STL/ST	STEEL
STRUCT	STRUCTURAL/STRUCTURE
SUSP	SUSPENDED
SV	SHEET VINYL FLOORING
T	TREAD
T/	TOP OF
T&G	TONGUE-AND-GROOVE
T/S	TOP OF STEEL
TEL	TELEPHONE
TEMP	TEMPERED
TERR	TERRAZZO
THK	THICK
THRU	THROUGH
TPH	TOILET PAPER HOLDER
TYP	TYPICAL
UG	UNDERGROUND
UH	UNIT HEATER
UL	UNDERWRITERS LABORATORIES
UNO	UNLESS NOTED OTHERWISE
UTL	UTILITY
V	VINYL
VCT	VINYL COMPOSITION TILE
VERT	VERTICAL
VJ	AESTHETIC "V" JOINT
VTR	VENT THROUGH ROOF
W	WIDE
W/	WITH
WC	WATER CLOSET
WD	WOOD
WP	WATERPROOF / WORK POINT
WR GWB	WATER-RESISTANT GYPSUM WALL BOARD

GMP DOCUMENTS		1/19/04
no. revisions/submissions		date
<p>Einhorn Yaffee Prescott Architecture & Engineering P.C. 24 School Street Boston, MA 02108 Telephone 617 305 9800 Fax 617 305 9888 eyppae.com</p>		
EYP/		
UNIVERSITY OF SOUTHERN MAINE COMMUNITY EDUCATION CENTER - PHASE 2		
PORTLAND, MAINE		
drawing title ABBREVIATIONS, SYMBOLS, & LEGENDS		
seal	designed by XX	project no. 5001024.00
	drawn by MC	CAD file no.
	checked by BS	drawing no.
	date 1/19/2004	C-A002
	scale NTS	

F1	ARCHITECTURAL SYMBOL LEGEND
----	-----------------------------

H6	ARCHITECTURAL ABBREVIATIONS
----	-----------------------------



- NOTES:
- FOR EXTENT OF WOOD PANELING REFER TO INTERIOR ELEVATIONS AND REFERENCED DETAILS. COORDINATE PANELING WORK WITH THE APPLICABLE WALL TYPE.
 - AT METAL STUD PARTITIONS PROVIDE APPROPRIATE SIZE FRAMING AND HORIZONTAL / DIAGONAL BRACING, AS REQUIRED PER MANUFACTURER SPECIFICATIONS.
 - ABOVE PARTITION, DECK CLOSURES ARE TO BE PROVIDED AS FOLLOWS:
 - *AT PARTITIONS THAT ARE NOT FIRE RATED INSTALL 1" THICK RUBBER OR SYNTHETIC RUBBER DECK FLUTE CLOSURES (TYPICAL).
 - *AT SOUND RATED PARTITIONS PROVIDE SOUND ATTENUATION INSULATION, FILING IN DECK FLUTES ABOVE PARTITIONS (TYPICAL).
 - *AT FIRE RATED PARTITIONS PROVIDE MINERAL FIBER SAFING AND SMOKE SEAL, FILING IN DECK FLUTES ABOVE PARTITIONS (TYPICAL).
 - ALL PENETRATIONS IN FIRE RATED PARTITIONS AND CEILINGS SHALL BE FIRE STOPPED.
 - MAINTAIN INTEGRITY OF ALL RATED PARTITIONS AS REQUIRED AT ELECTRIC CONDUITS, J-BOXES, PANELS, PLUMBING & FE'S.
 - PROVIDE HORIZONTAL METAL STUD BRACING AT CHASE WALLS AS PER MANUFACTURER SPECIFICATIONS.
 - PROVIDE CONTINUOUS BLOCKING FOR ALL EQUIPMENT RACKS, LIGHTING FIXTURES, CASEWORK, COUNTERS, SHELVES, ACCESSORIES, AND ALL EQUIPMENT OR ITEMS SUPPLIED BY THE CONTRACTOR OR BY THE OWNER, AS REQUIRED.

- 6 AS SHOWN ON PLANS
- 6A SAME AS 6 EXCEPT WITH 2 LAYERS 5/8" GWB EACH SIDE
- 6B SAME AS 6 EXCEPT WITH 2 LAYERS 5/8" GWB ONE SIDE
- 5 AS SHOWN ON PLANS
- 4 AS SHOWN ON PLANS
- 4A SAME AS 4 EXCEPT WITH 6" METAL E-STUDS
- 4B SAME AS 4 EXCEPT WITH 5/8" GWB APPLIED OVER SHAFT LINER (SM TO UL #U467)
- 3 AS SHOWN ON PLANS
- 3A SAME AS 3 EXCEPT WITH 6" METAL STUDS @ 16" O.C.
- 3B SAME AS 3 EXCEPT WITH OUT INSULATION
- 3C SAME AS 3 EXCEPT WITH 5/8" TILE BACKER BOARD OUTER SHEET ON ONE OR BOTH SIDES
- 3D SAME AS 3 EXCEPT WITH 1/2" RESILIENT CHANNEL ONE SIDE
- 2 AS SHOWN ON PLANS
- 1 AS SHOWN ON PLANS
- 1A SAME AS 1 EXCEPT WITH NO SOUND BLANKET
- 1B SAME AS 1 EXCEPT WITH 2 LAYERS 5/8" GWB ONE SIDE



GMP DOCUMENTS	1/19/04
no. revisions/submissions	date

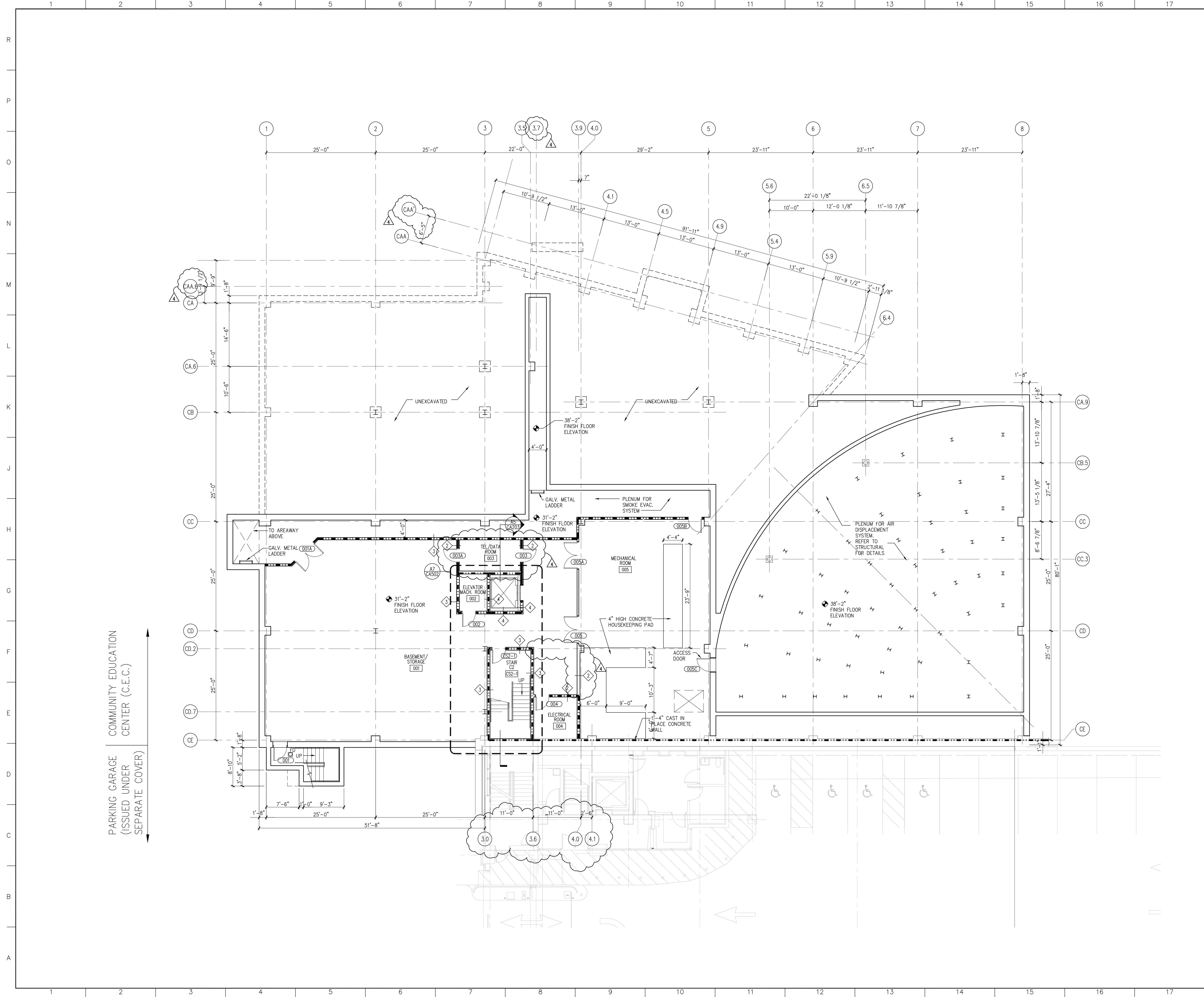
Einhorn Yaffee Prescott
 Architecture & Engineering P.C.
 24 School Street
 Boston, MA 02108
 Telephone 617 305 9800
 Fax 617 305 9888
 eypae.com

EYP/

**UNIVERSITY OF SOUTHERN MAINE
 COMMUNITY EDUCATION CENTER - PHASE 2
 PORTLAND, MAINE**


drawing title		PARTITION TYPES	
seal	designed by	project no.	5001024.00
	drawn by	CAD file no.	
	checked by	drawing no.	
	date	1/19/2004	C-A003
	scale	AS NOTED	

A1 PARTITION TYPES
 1 1/2"=1'-0"



COMMUNITY EDUCATION CENTER (C.E.C.)
 PARKING GARAGE (ISSUED UNDER SEPARATE COVER)

PARTITION LEGEND:	
	2-HR RATED PARTITION
	1-HR RATED PARTITION



4	GMP ADDENDUM #4	1/30/04
	GMP DOCUMENTS	1/19/04
	no. revisions/submissions	date

Einhorn Yaffee Prescott
 Architecture & Engineering P.C.
 24 School Street
 Boston, MA 02108
 Telephone 617 305 9800
 Fax 617 305 9888
 eypae.com

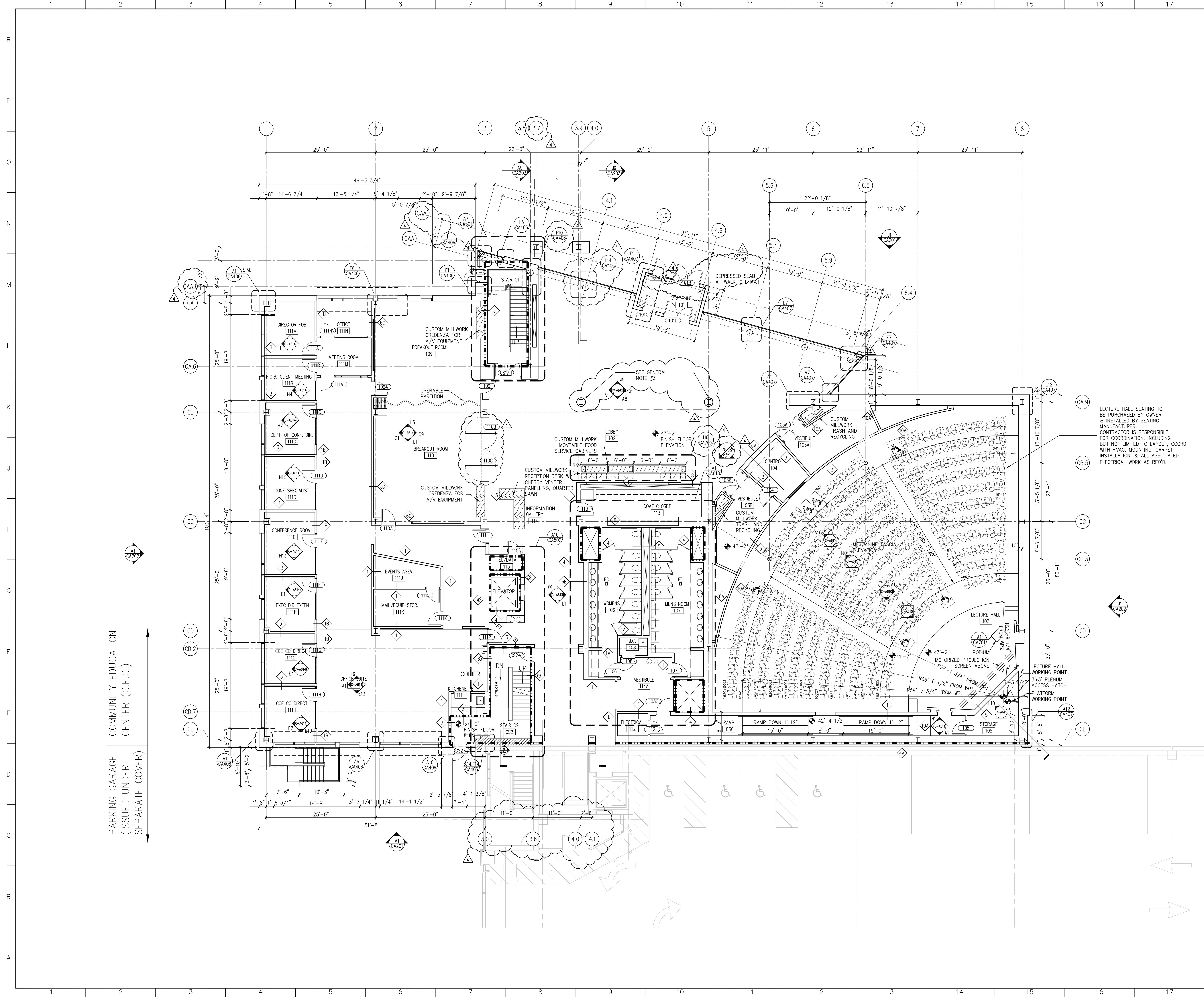
EYP/

UNIVERSITY OF SOUTHERN MAINE
COMMUNITY EDUCATION CENTER - PHASE 2
 PORTLAND, MAINE

drawing title
C.E.C. BASEMENT FLOOR PLAN

seal	designed by	project no.
	drawn by	5001024.00
	checked by	CAD file no.
	date	drawing no.
	1/19/2004	
	scale	
	1/8" = 1'-0"	

C-A101



GENERAL NOTES

1. ALL MILLWORK SHOWN ON THESE PLANS ARE PART OF THIS CONTRACT UNLESS NOTED OTHERWISE
2. GENERAL CONTRACTOR TO PROVIDE 8" DIAMETER CORE OPENINGS TO DISPLACEMENT PLENUM AS LOCATED BY ARCHITECT. SCOPE OF WORK INCLUDE BUT NOT BE LIMITED TO TEMPLATE AND CORE DRILLING CARPET FLANGE DEVICES & ESCUTCHEONS AS REQUIRED FOR BOTH LEVELS OF LECTURE FACILITY
3. TWO-PIECE CUSTOM GFRG COLUMN SURROUNDS WITH GFRG TRANSITION CAP AT CEILINGS.

LECTURE HALL SEATING TO BE PURCHASED BY OWNER & INSTALLED BY SEATING MANUFACTURER. CONTRACTOR IS RESPONSIBLE FOR COORDINATION, INCLUDING BUT NOT LIMITED TO LAYOUT, COORD WITH HVAC, MOUNTING, CARPET INSTALLATION, & ALL ASSOCIATED ELECTRICAL WORK AS REQ'D.

PARTITION LEGEND:

	2-HR RATED PARTITION
	1-HR RATED PARTITION

4	GMP ADDENDUM #4	1/30/04
	GMP DOCUMENTS	1/19/04
	no. revisions/submissions	date

Einhorn Yaffee Prescott
 Architecture & Engineering P.C.
 24 School Street
 Boston, MA 02108
 Telephone 617 305 9800
 Fax 617 305 9888
 eypae.com

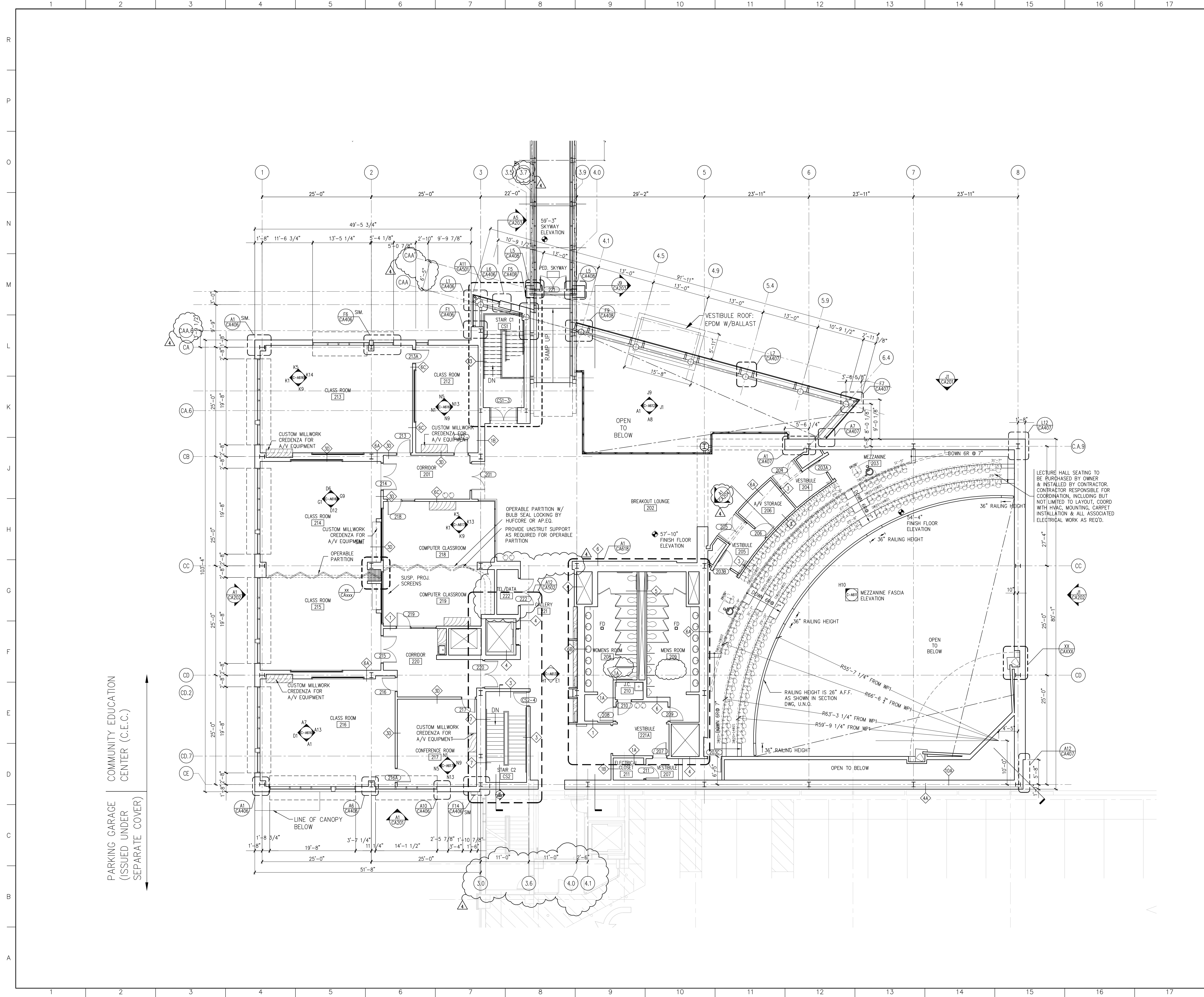


**UNIVERSITY OF SOUTHERN MAINE
 COMMUNITY EDUCATION CENTER - PHASE 2
 PORTLAND, MAINE**

drawing title **C.E.C.
 FIRST FLOOR PLAN**

seal	designed by NM/MKC/YL	project no. 5001024.00
	drawn by MKC/YL	CAD file no.
	checked by WFS	drawing no. C-A102
	date 1/19/2004	
	scale 1/8" = 1'-0"	

COMMUNITY EDUCATION CENTER (C.E.C.)
 PARKING GARAGE (ISSUED UNDER SEPARATE COVER)




GENERAL NOTES

1. ALL MILLWORK SHOWN ON THESE PLANS ARE PART OF THIS CONTRACT UNLESS NOTED OTHERWISE

PARTITION LEGEND:

	2-HR RATED PARTITION
	1-HR RATED PARTITION



4 GMP ADDENDUM #4	1/30/04
GMP DOCUMENTS	1/19/04
no. revisions/submissions	date

Einhorn Yaffee Prescott
 Architecture & Engineering P.C.
 24 School Street
 Boston, MA 02108
 Telephone 617 305 9800
 Fax 617 305 9888
 eypae.com

EYP/

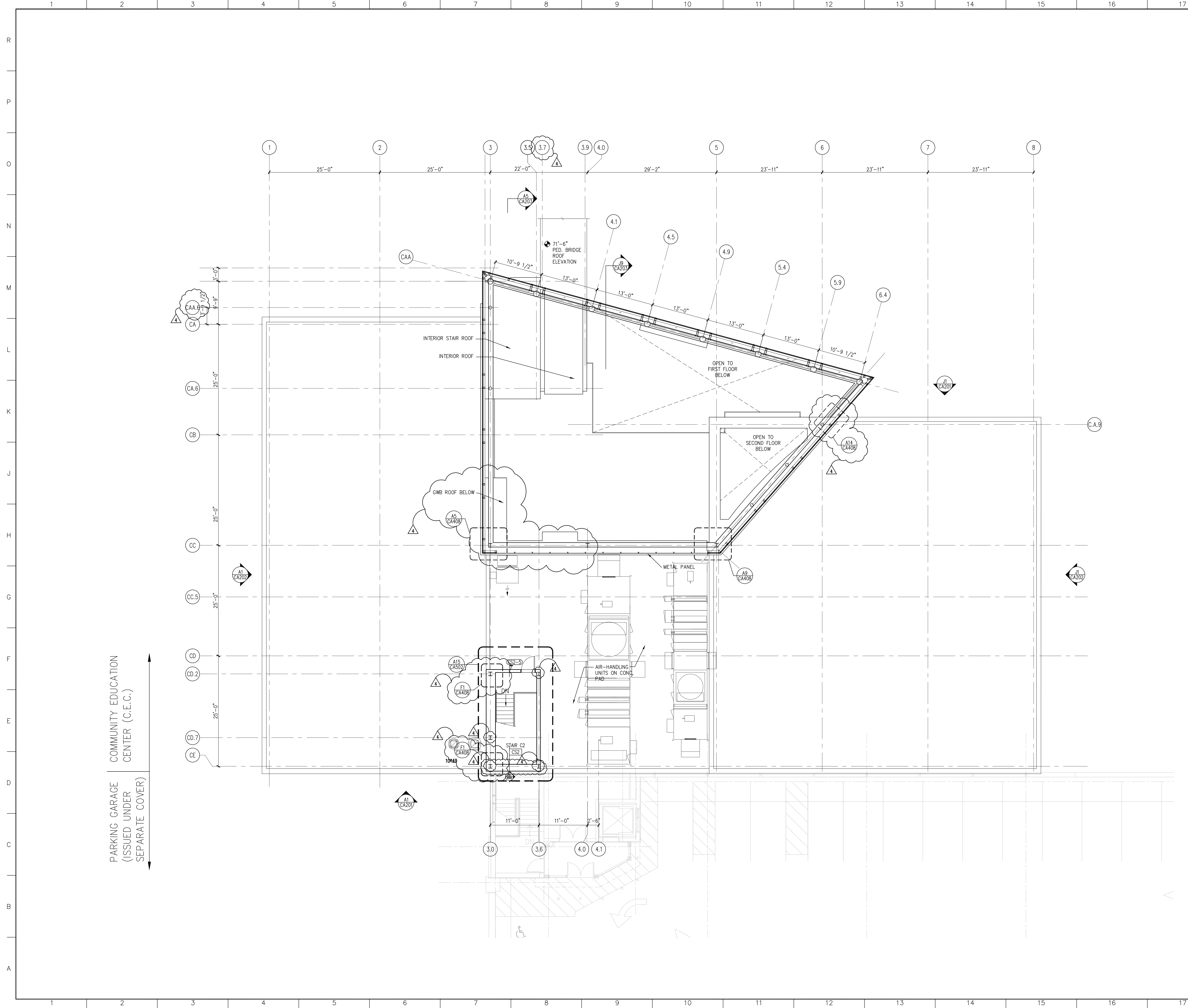
**UNIVERSITY OF SOUTHERN MAINE
 COMMUNITY EDUCATION CENTER - PHASE 2
 PORTLAND, MAINE**

drawing title **C.E.C.
 SECOND FLOOR PLAN**

seal	designed by NM/MKC/YL	project no. 5001024.00
	drawn by MKC/YL	CAD file no.
	checked by NM JU MKC YL	drawing no. C-A103
	date 1/19/2004	
	scale 1/8" = 1'-0"	

COMMUNITY EDUCATION CENTER (C.E.C.)

PARKING GARAGE (ISSUED UNDER SEPARATE COVER)



COMMUNITY EDUCATION CENTER (C.E.C.)
 PARKING GARAGE (ISSUED UNDER SEPARATE COVER)

4	GMP ADDENDUM #4	1/30/04
	GMP DOCUMENTS	1/19/04
	no. revisions/submissions	date

Einhorn Yaffee Prescott
 Architecture & Engineering P.C.
 24 School Street
 Boston, MA 02108
 Telephone 617 305 9800
 Fax 617 305 9888
 eypae.com

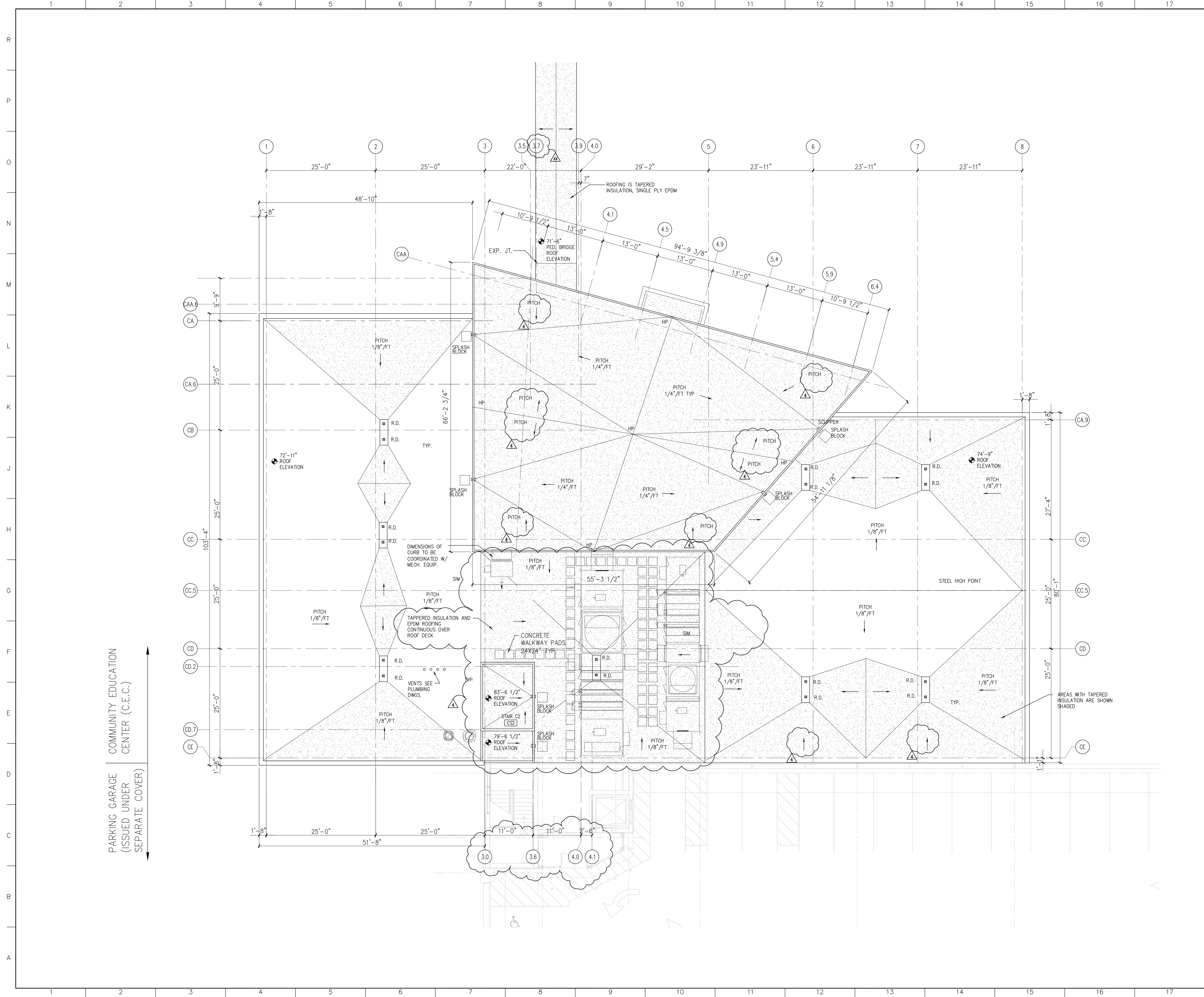
EYP/

UNIVERSITY OF SOUTHERN MAINE
COMMUNITY EDUCATION CENTER - PHASE 2
 PORTLAND, MAINE

drawing title
C.E.C. CLERESTORY PLAN

seal	designed by	project no.
	XX	5001024.00
	drawn by	CAD file no.
	XX	
	checked by	drawing no.
	XX	
	date	
	1/19/2004	
	scale	
	1/8" = 1'-0"	

C-A104



COMMUNITY EDUCATION CENTER (C.E.C.)
 PARKING GARAGE (ISSUED UNDER SEPARATE COVER)

GENERAL NOTES:
 ALL AREAS SHOWN SHADED CONTAIN TAPERED INSULATION

4	GMP ADDENDUM #4	1/30/04
	GMP DOCUMENTS	1/19/04
	no. revisions/submissions	date

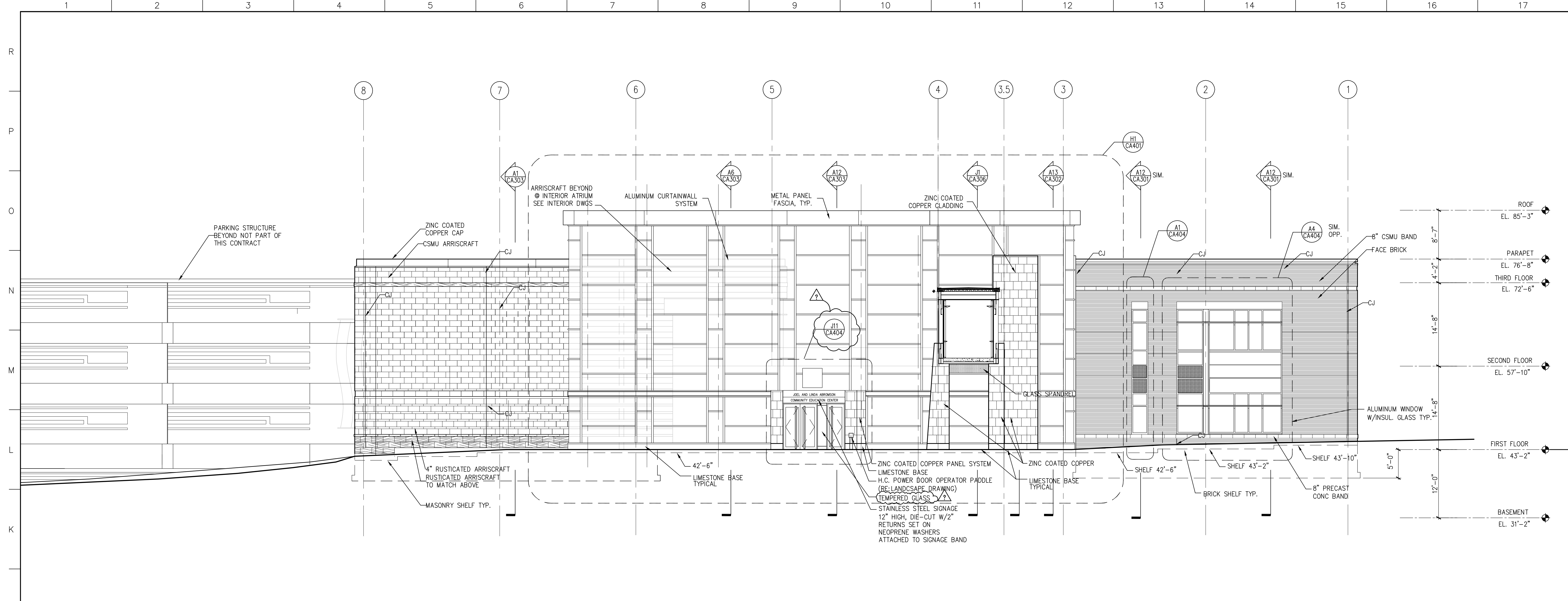
Einhorn Yaffee Prescott
 Architecture & Engineering P.C.
 24 School Street
 Boston, MA 02108
 Telephone 617 305 9800
 Fax 617 305 9888
 eypae.com

EYP/

UNIVERSITY OF SOUTHERN MAINE
COMMUNITY EDUCATION CENTER - PHASE 2
 PORTLAND, MAINE

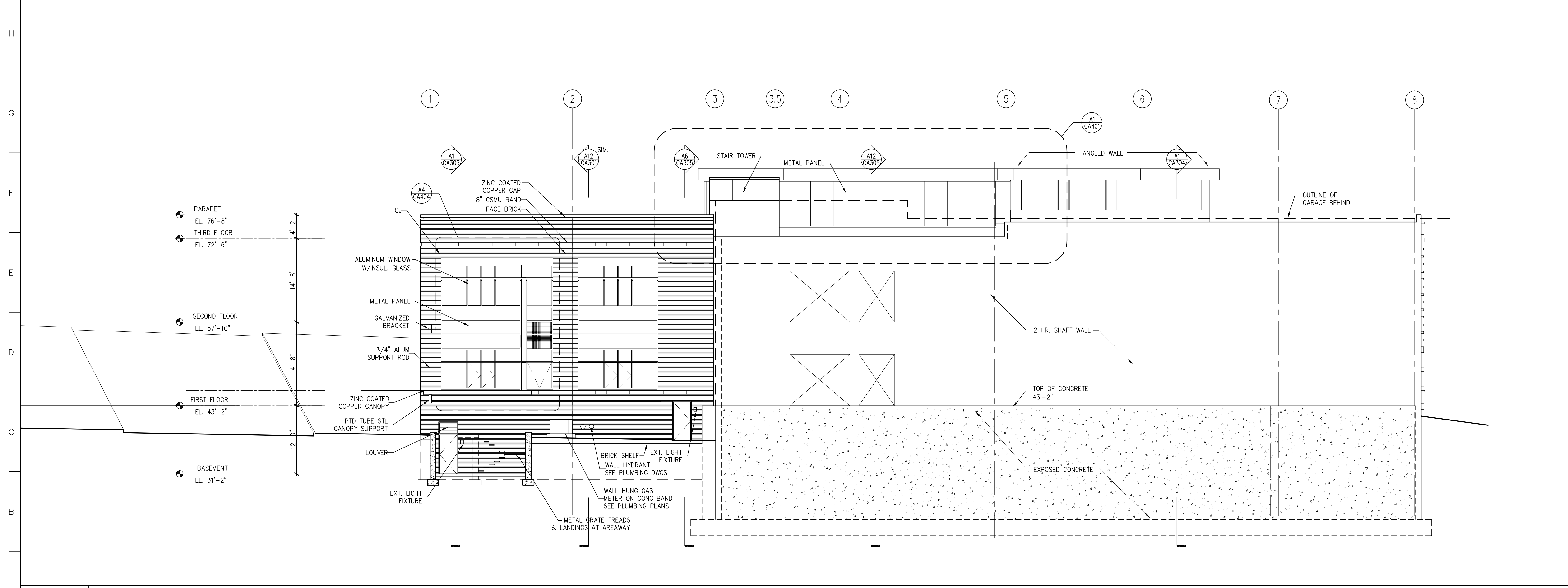
drawing title		C.E.C. ROOF PLAN	
seal	designed by	project no.	5001024.00
	drawn by	CAD file no.	
	checked by	drawing no.	
	date		
	1/19/2004		
	scale		
	1/8" = 1'-0"		

C-A105



J1 NORTH ELEVATION

1/8"=1'-0" SMC_EL01 SMC_EL01



A1 SOUTH ELEVATION

1/8"=1'-0" SMC_EL01 SMC_EL01

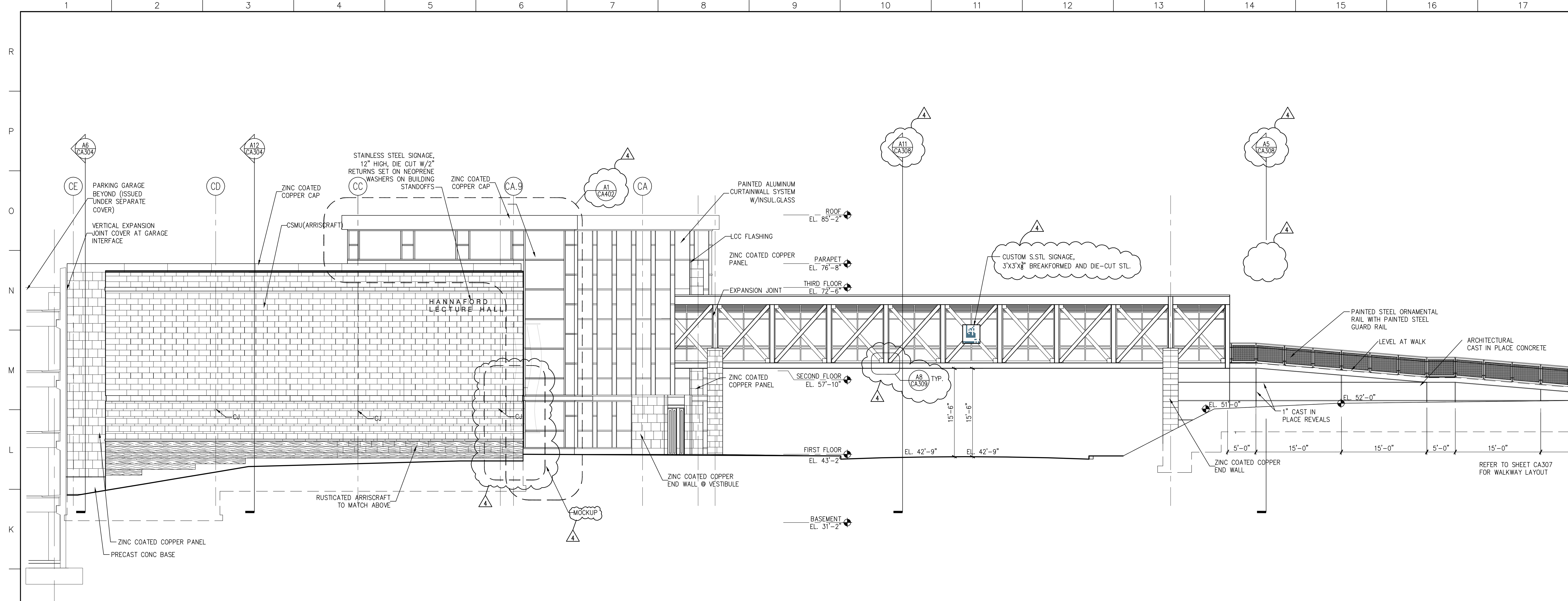
4	GMP ADDENDUM #4	1/30/04
	GMP DOCUMENTS	1/19/04
	no. revisions/submissions	date

Einhorn Yaffee Prescott
 Architecture & Engineering P.C.
 24 School Street
 Boston, MA 02108
 Telephone 617 305 9800
 Fax 617 305 9888
 eypae.com

EYP/

**UNIVERSITY OF SOUTHERN MAINE
 COMMUNITY EDUCATION CENTER - PHASE 2
 PORTLAND, MAINE**

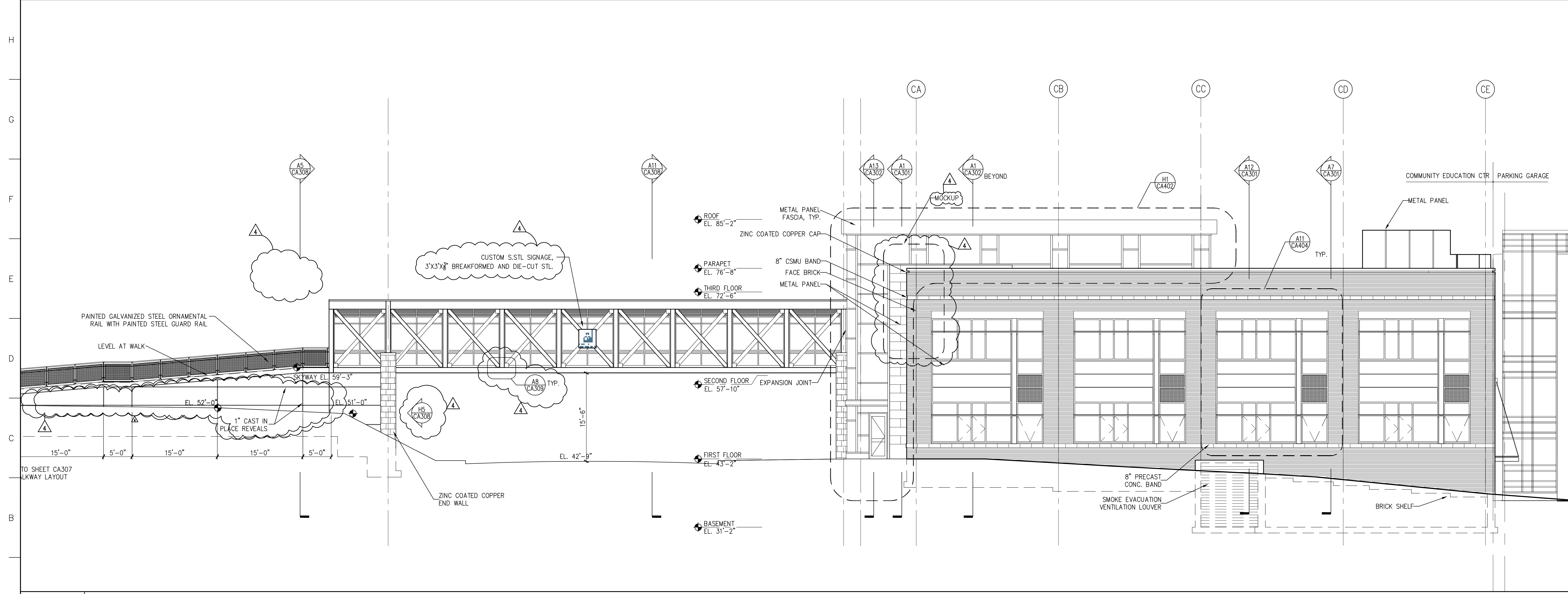
drawing title		
EXTERIOR ELEVATIONS		
seal	designed by NM	project no. 5001024.00
	drawn by AC, AR	CAD file no. SMC_EL01
	checked by WFS	drawing no.
	date 1/19/2004	C-A201
	scale 1/8" = 1'-0"	



J1 EAST ELEVATION

1/8"=1'-0" SMC_EL01

SMC_ELO2



A1 WEST ELEVATION

1/8"=1'-0" SMC_EL01

SMC_ELO2

GENERAL NOTES
 MOCK UP PANEL
 PROVIDE FULL SCALE EXTERIOR MOCK UP PANELS AS NOTED ON THE DRAWING.

4	GMP ADDENDUM #4	1/30/04
	GMP DOCUMENTS	1/19/04
	no. revisions/submissions	date

Einhorn Yaffee Prescott
 Architecture & Engineering P.C.
 24 School Street
 Boston, MA 02108
 Telephone 617 305 9800
 Fax 617 305 9888
 eypae.com

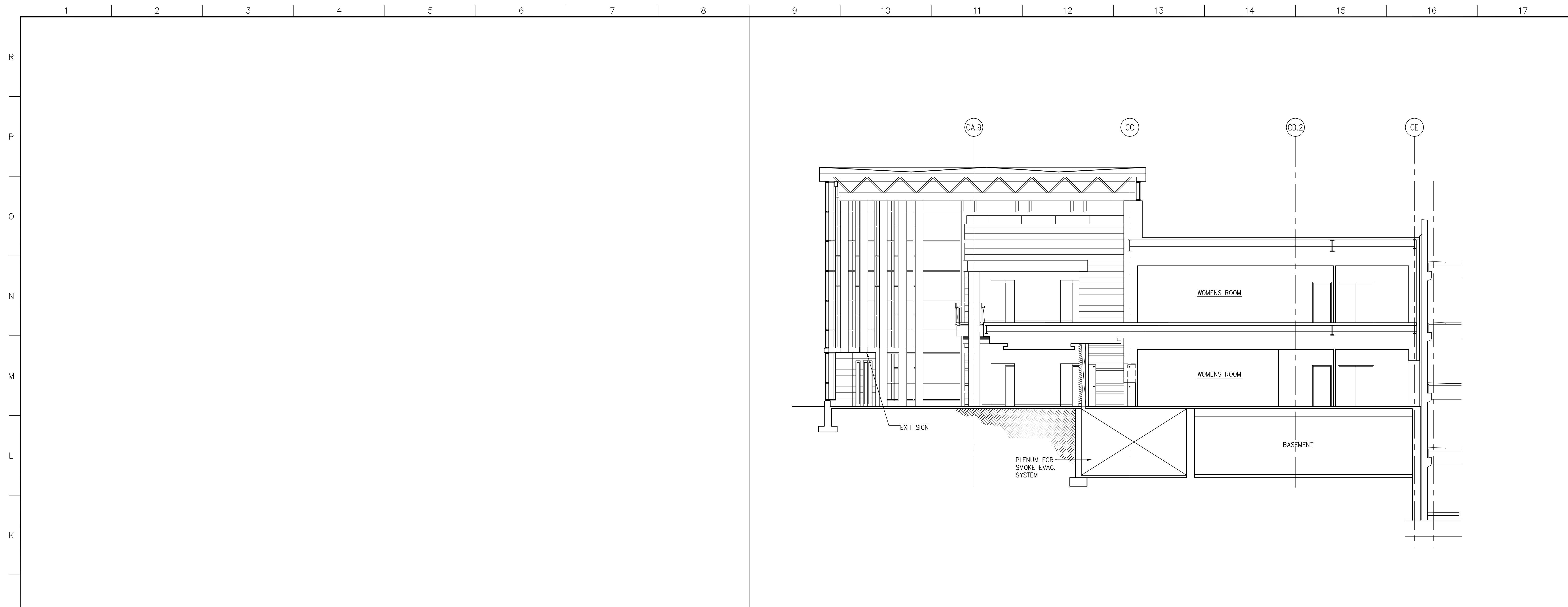
EYP/

**UNIVERSITY OF SOUTHERN MAINE
 COMMUNITY EDUCATION CENTER - PHASE 2
 PORTLAND, MAINE**

drawing title
EXTERIOR ELEVATIONS

seal	designed by NM	project no. 5001024.00
	drawn by YL	CAD file no. SMC_EL01
	checked by WFS	drawing no.
	date 1/19/2004	
	scale 1/8" = 1'-0"	

C-A202

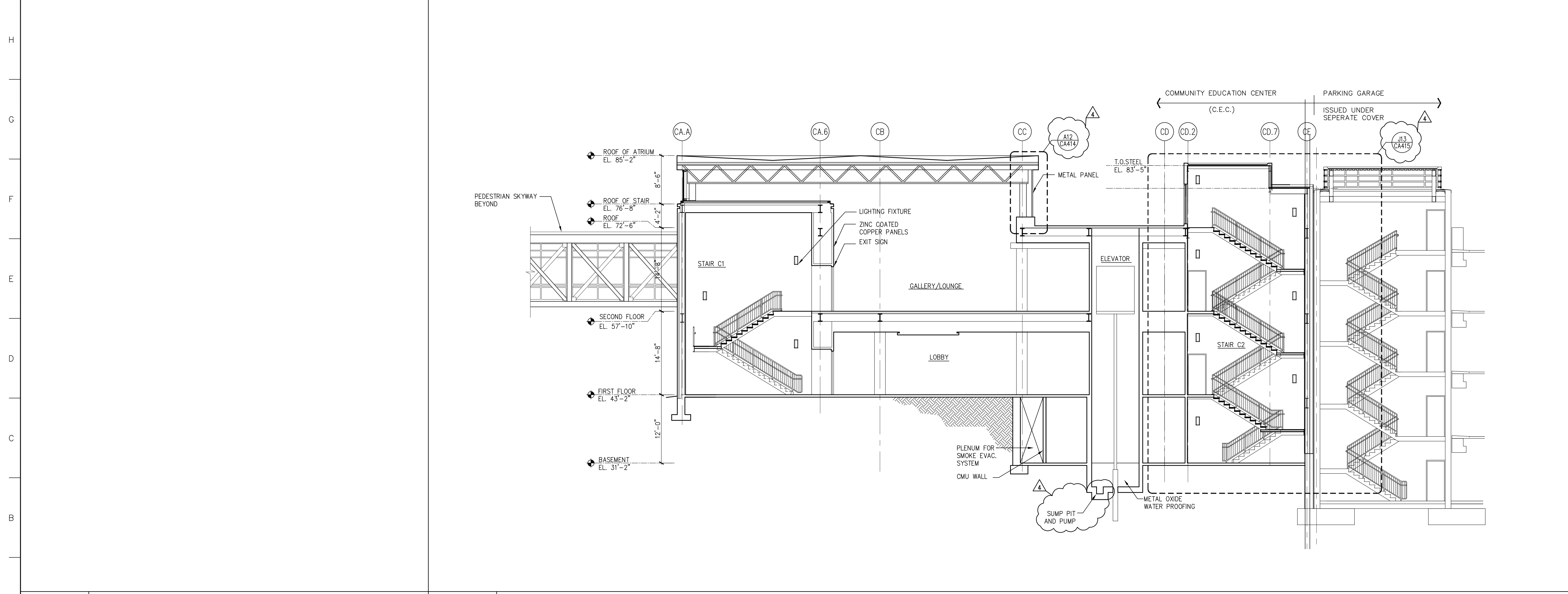


J1 NOT USED

J9 BUILDING SECTION

1/8"=1'-0"

SMC_SC01



A1 NOT USED

A5 BUILDING SECTION

1/8"=1'-0"

SMC_SC01

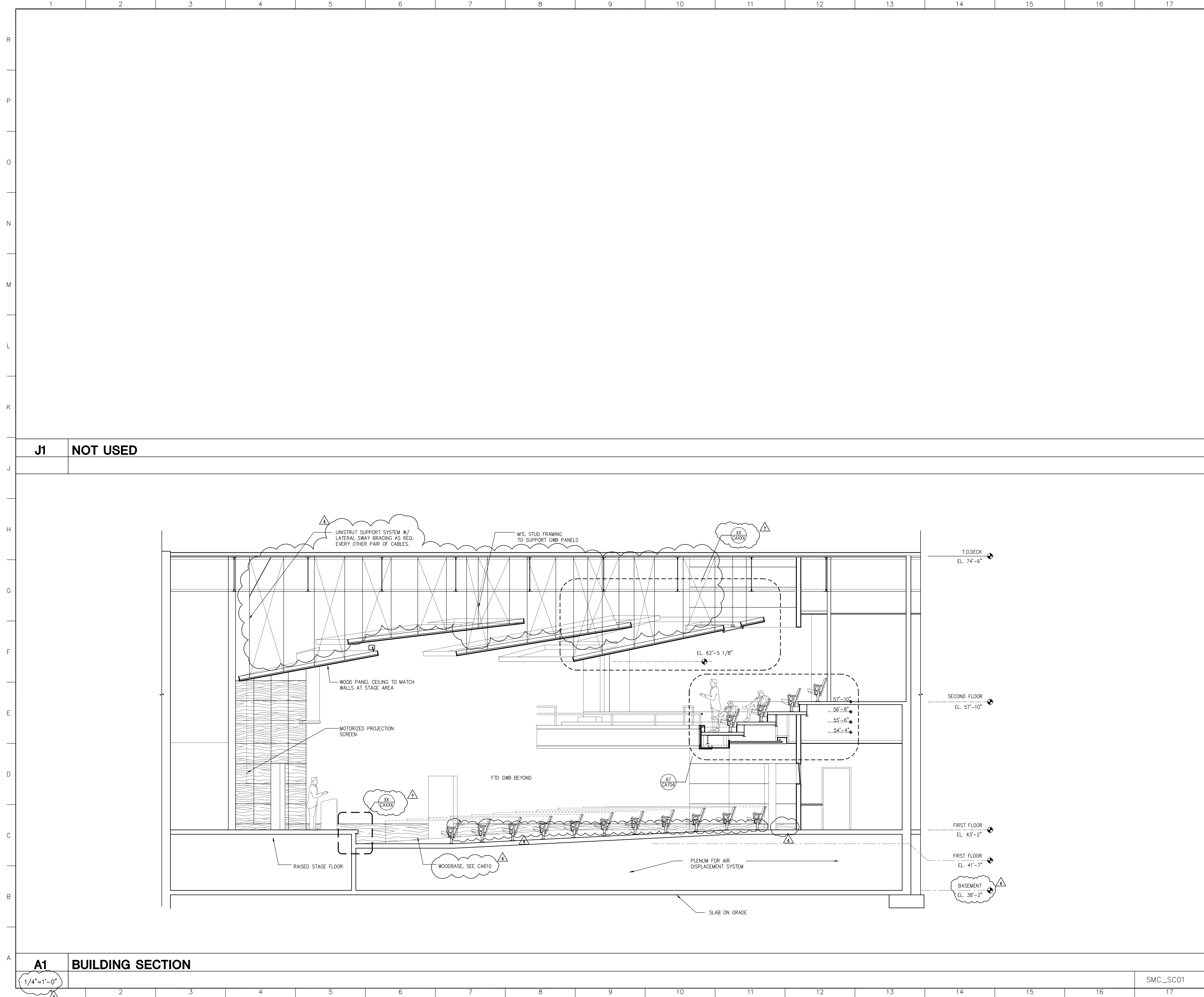
4	GMP ADDENDUM #4	1/30/04
	GMP DOCUMENTS	1/19/04
no.	revisions/submissions	date

Einhorn Yaffee Prescott
 Architecture & Engineering P.C.
 24 School Street
 Boston, MA 02108
 Telephone 617 305 9800
 Fax 617 305 9888
 eypae.com

EYP/

**UNIVERSITY OF SOUTHERN MAINE
 COMMUNITY EDUCATION CENTER - PHASE 2
 PORTLAND, MAINE**

drawing title		
BUILDING SECTIONS		
seal	designed by AR	project no. 5001024.00
	drawn by AR	CAD file no.
	checked by WFS	drawing no.
	date 1/19/2004	C-A203
	scale 1/8" = 1'-0"	



J1 NOT USED

A1 BUILDING SECTION

1/4"=1'-0"

SMC_SC01

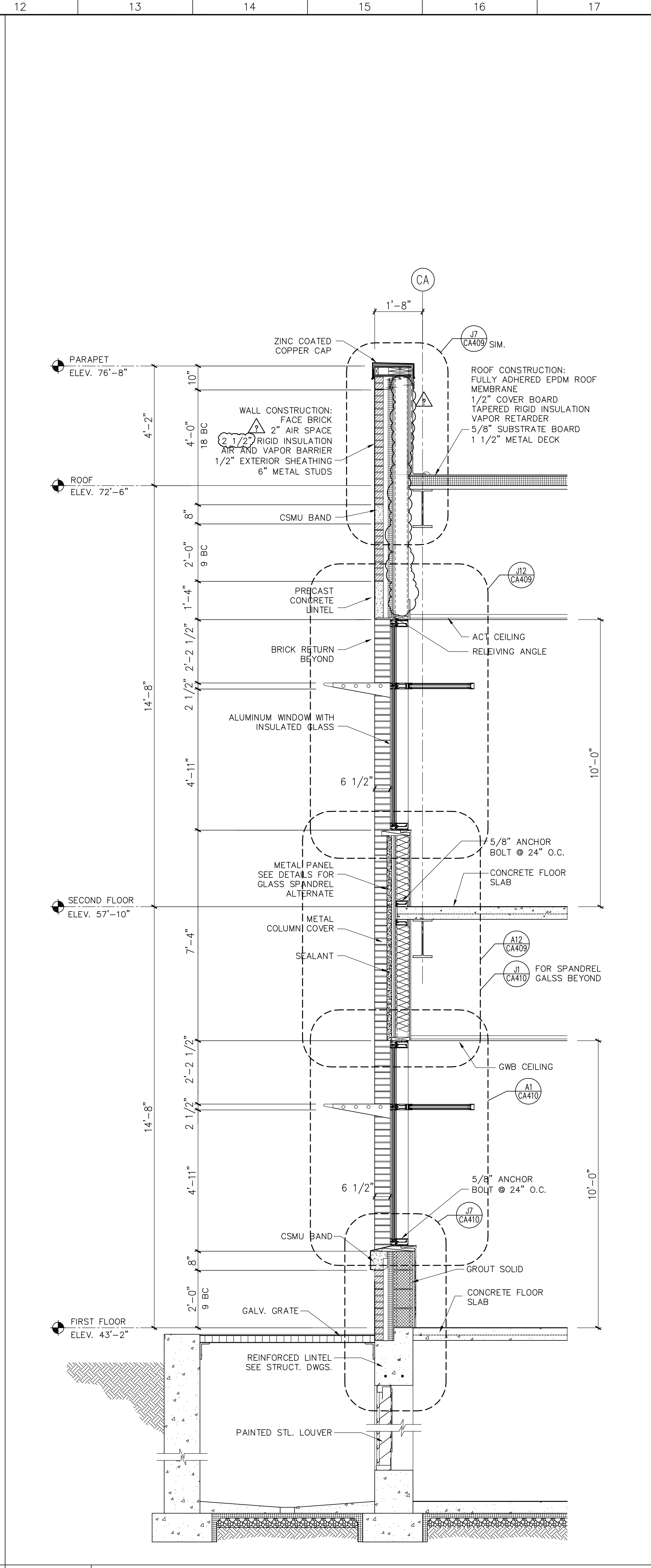
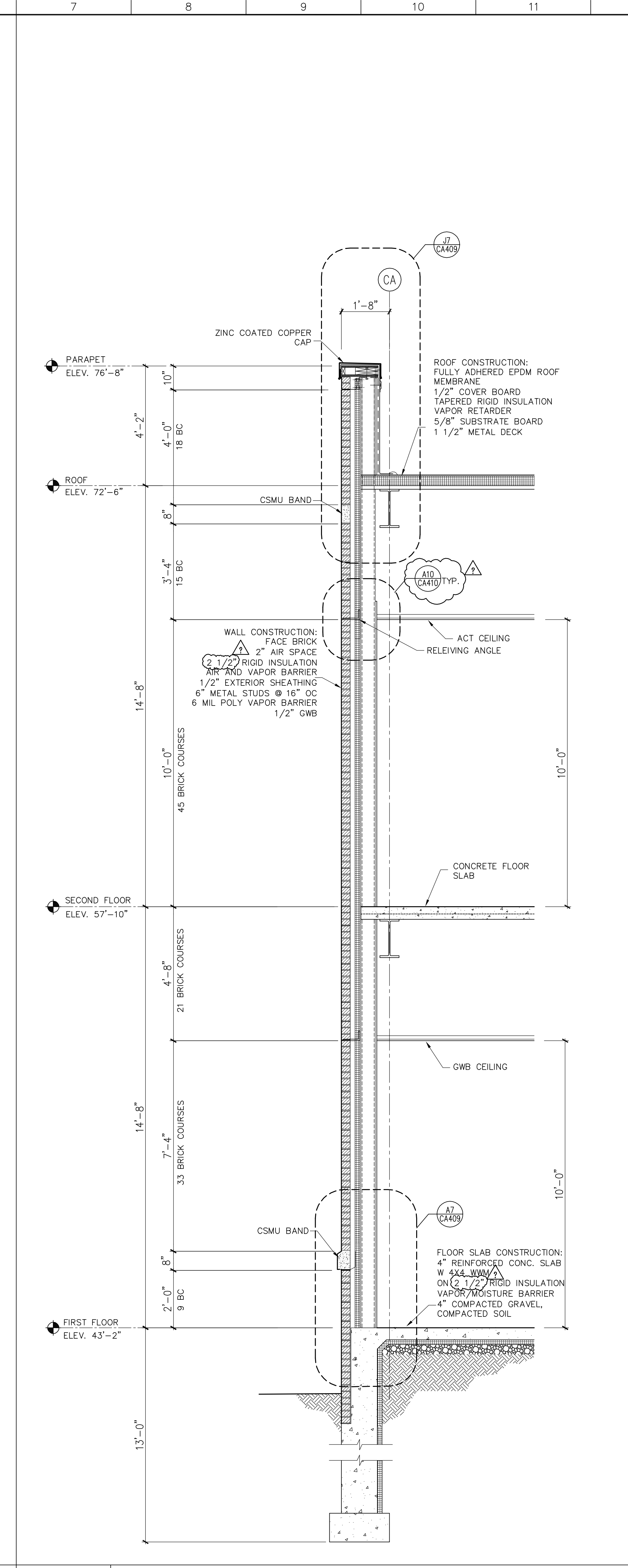
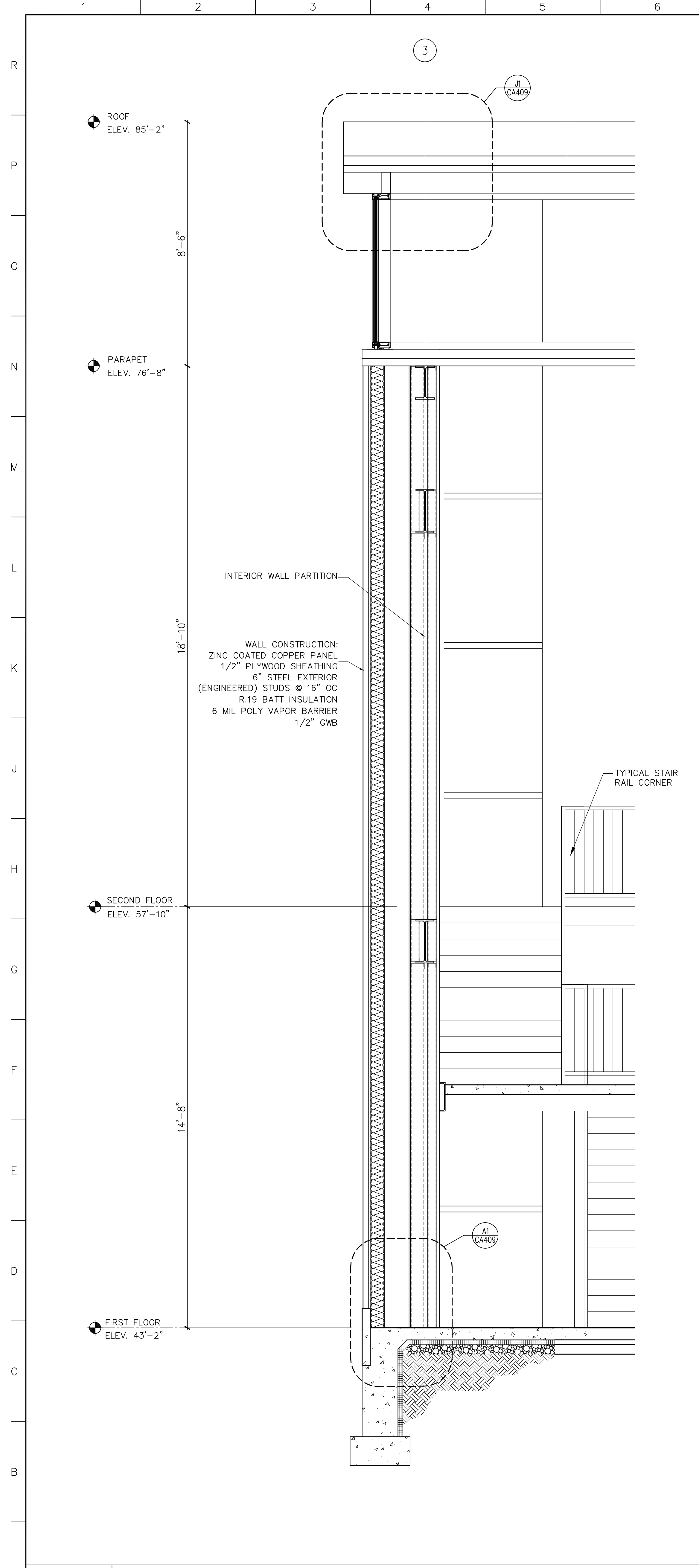
4	GMP ADDENDUM #4	1/30/04
	GMP DOCUMENTS	1/19/04
no.	revisions/submissions	date

Einhorn Yaffee Prescott
 Architecture & Engineering P.C.
 24 School Street
 Boston, MA 02108
 Telephone 617 305 9800
 Fax 617 305 9888
 eypae.com

EYP/

**UNIVERSITY OF SOUTHERN MAINE
 COMMUNITY EDUCATION CENTER - PHASE 2
 PORTLAND, MAINE**

drawing title		
BUILDING SECTIONS		
seal	designed by	project no.
	AR	5001024.00
	drawn by	CAD file no.
	AR	
	checked by	drawing no.
	WFS	C-A204
	date	
	1/19/2004	
	scale	
	1/4" = 1'-0"	



A1	WALL SECTION	A7	WALL SECTION	A12	WALL SECTION
1/2"=1'-0"	CA201, CA202	1/2"=1'-0"	CA202	1/2"=1'-0"	CA201, CA202
	SMC_WS01		SMC_WS01		SMC_WS01

4	GMP ADDENDUM #4	1/30/04
	GMP DOCUMENTS	1/19/04
	no. revisions/submissions	date

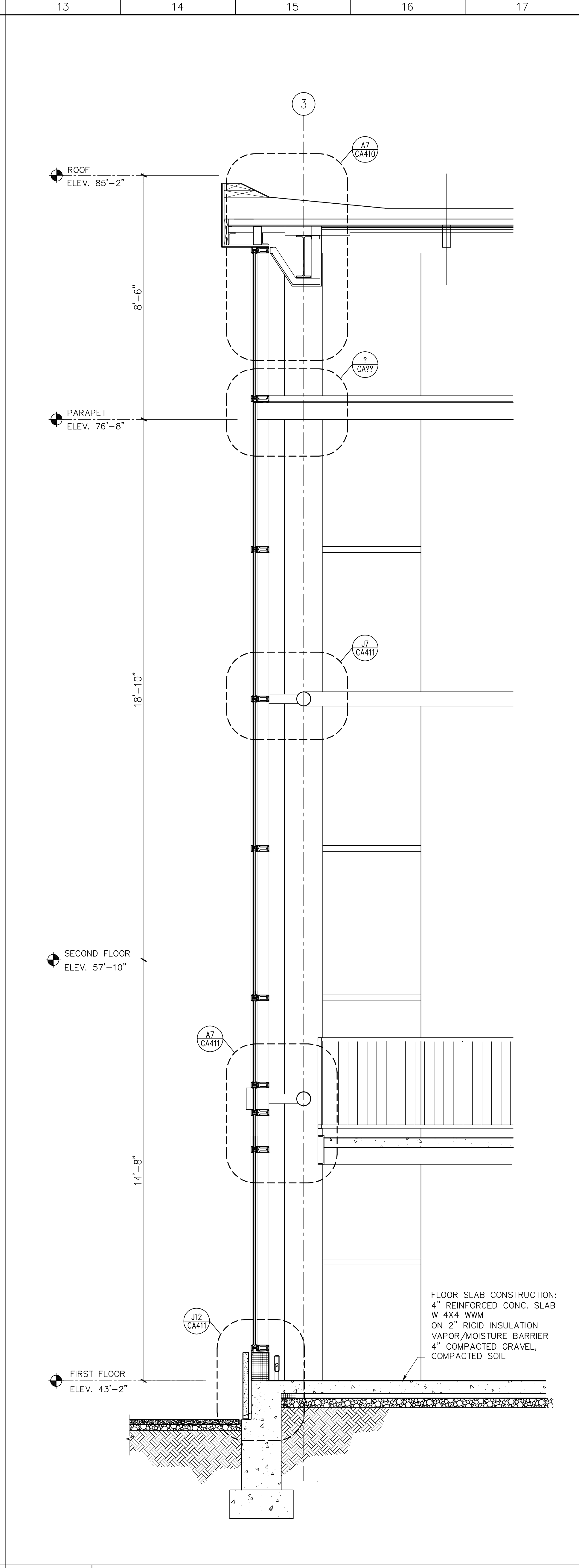

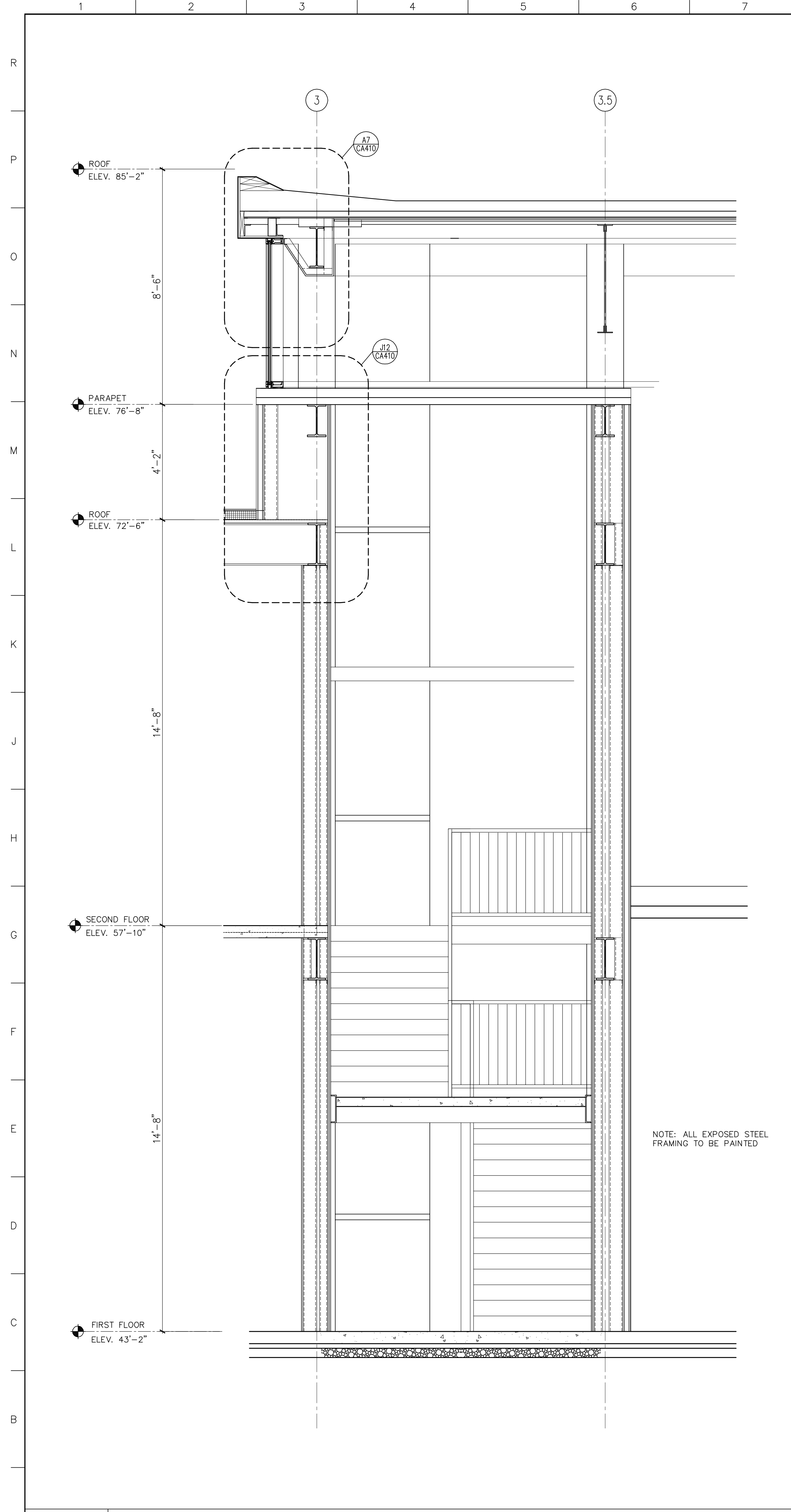
Einhorn Yaffee Prescott
Architecture & Engineering P.C.
24 School Street
Boston, MA 02108
Telephone 617 305 9800
Fax 617 305 9888
eyppae.com

EYP/

**UNIVERSITY OF SOUTHERN MAINE
COMMUNITY EDUCATION CENTER - PHASE 2
PORTLAND, MAINE**

drawing title		
WALL SECTIONS		
seal	designed by	project no.
	AR	5001024.00
	drawn by	CAD file no.
	AR, YL	
	checked by	drawing no.
	date	
	1/19/2004	
	scale	
	1/2" = 1'-0"	

C-A301

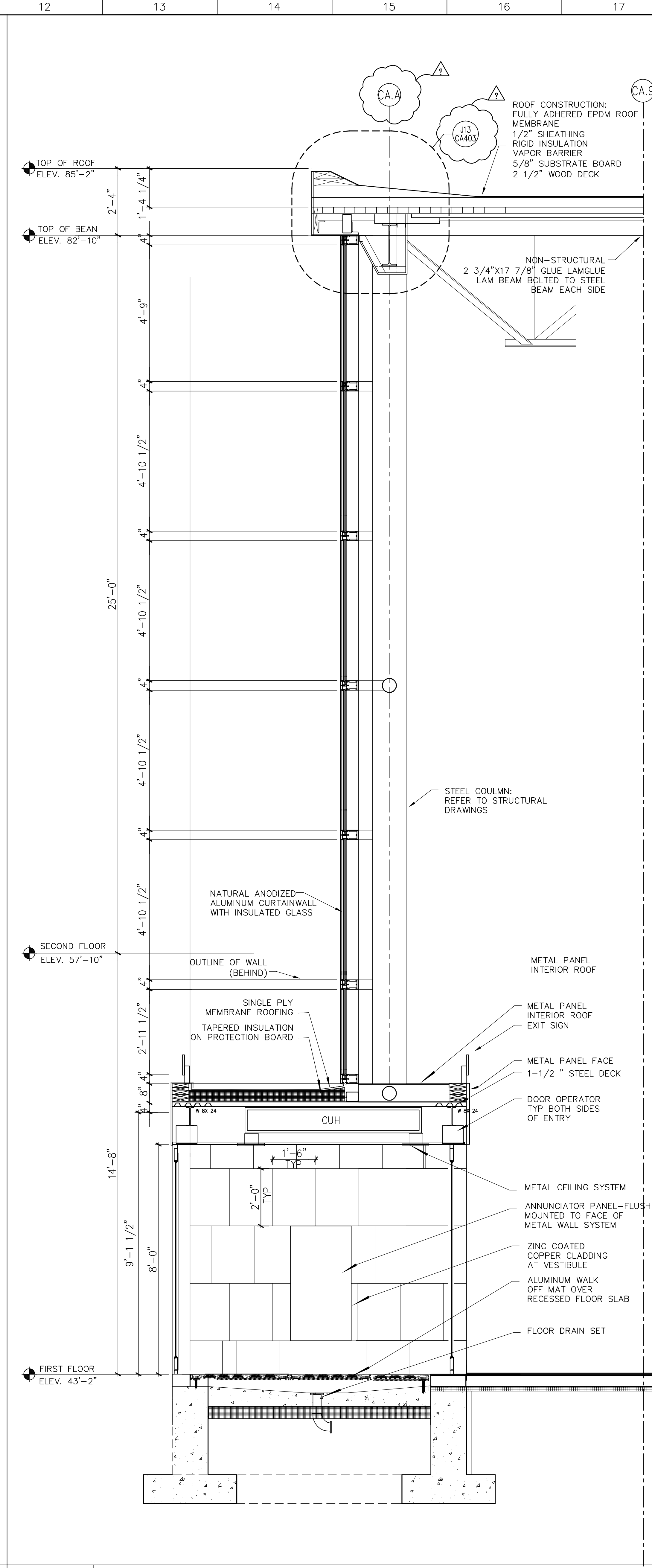
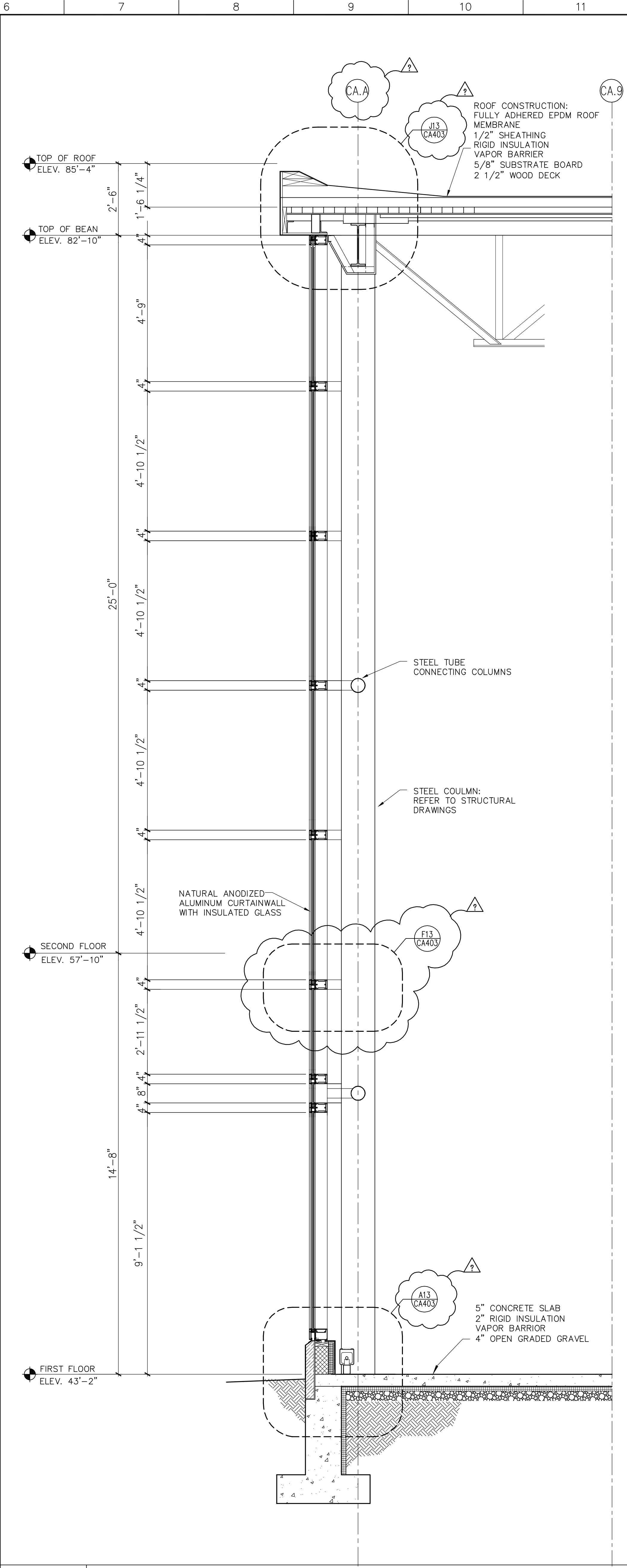
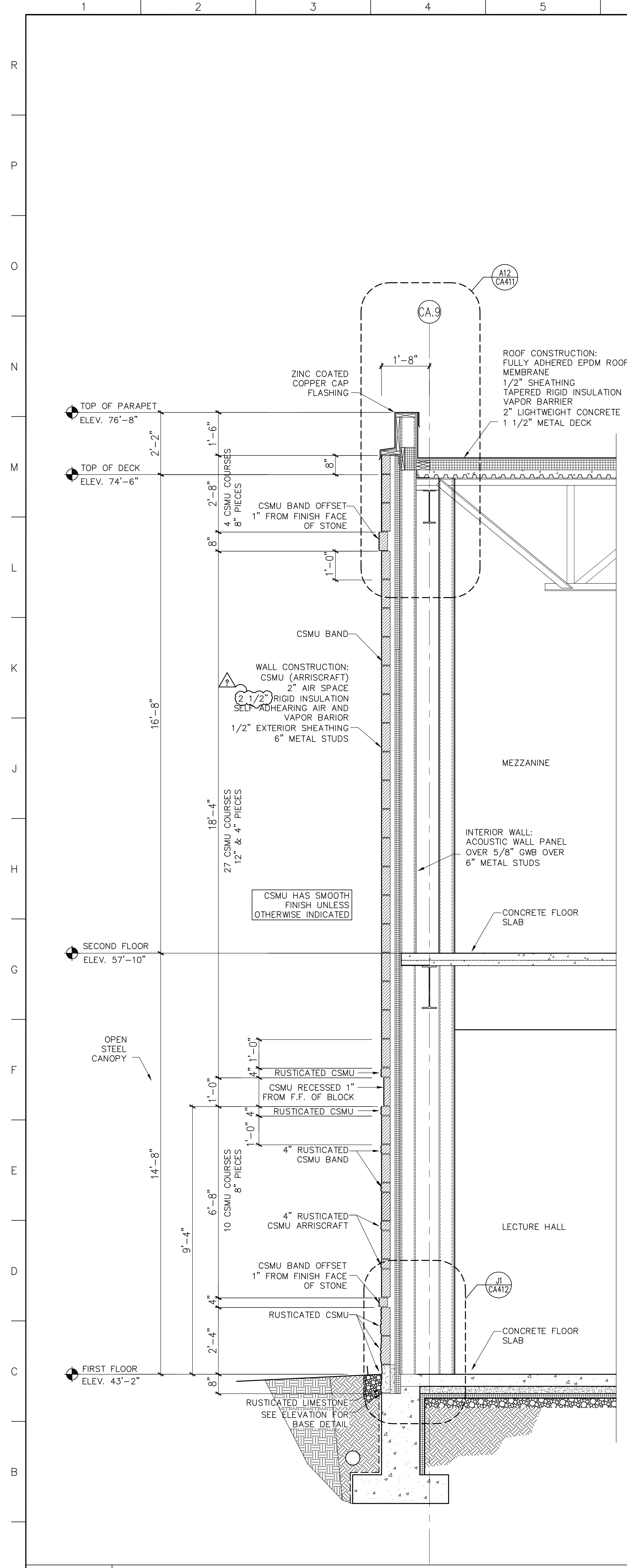


GMP DOCUMENTS		1/19/04
no. revisions/submissions		date
Einhorn Yaffee Prescott Architecture & Engineering P.C. 24 School Street Boston, MA 02108 Telephone 617 305 9800 Fax 617 305 9888 eypae.com		
EYP/		
UNIVERSITY OF SOUTHERN MAINE COMMUNITY EDUCATION CENTER - PHASE 2 PORTLAND, MAINE		
drawing title		
WALL SECTIONS		
seal	designed by AR	project no. 5001024.00
	drawn by AR	CAD file no.
	checked by XX	drawing no.
	date 1/19/2004	C-A302
	scale AS NOTED	

A1	WALL SECTION @ STAIR 1 AND PEDESTRIAN SKYWAY	
1/2"=1'-0"	CA202	SMC_WS02

A8	NOT USED	
-----------	-----------------	--

A13	WALL SECTION @ STAIR 1	
1/2"=1'-0"	CA201	SMC_WS02



A1 WALL SECTION
 1/2"=1'-0" CA201 SMC_WS03

A6 WALL SECTION
 1/2"=1'-0" CA201 SMC_WS03

A12 WALL SECTION
 1/2"=1'-0" CA201 SMC_WS03

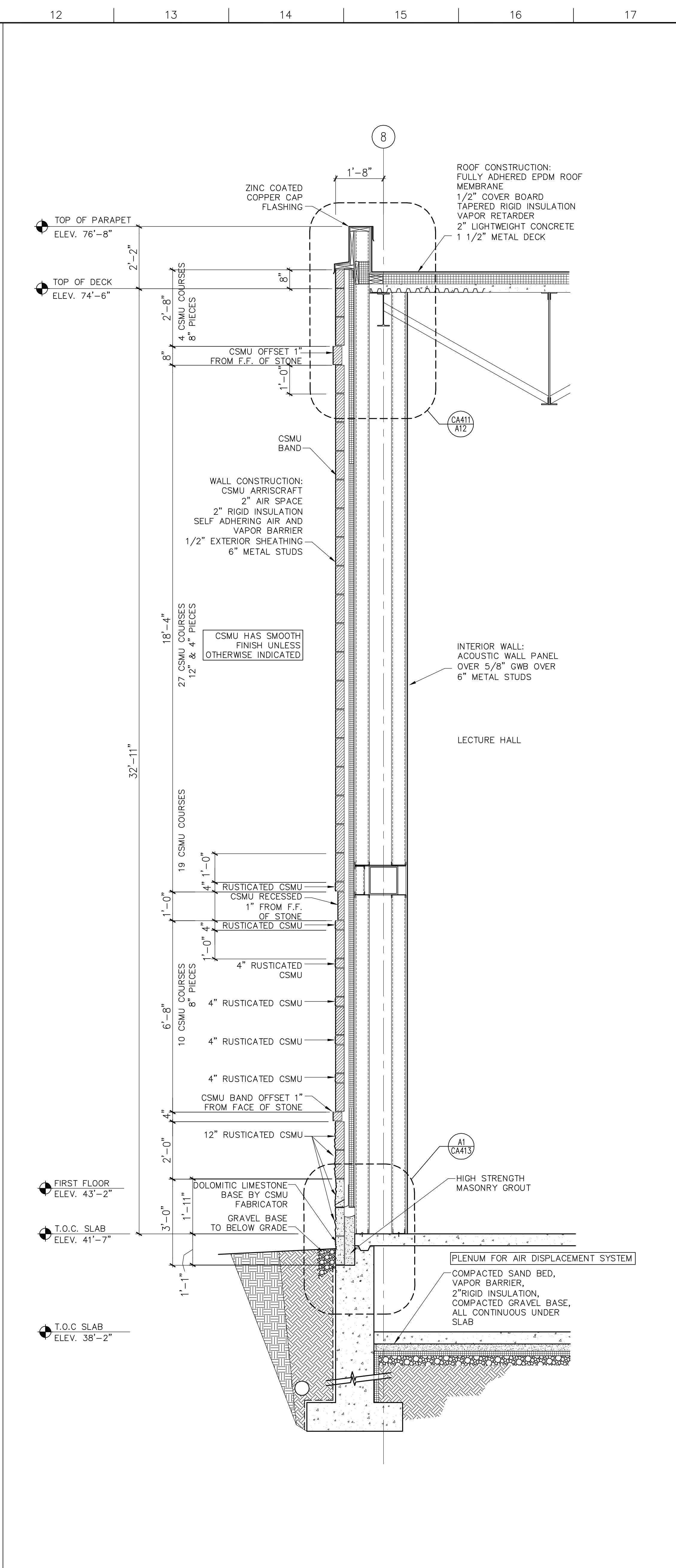
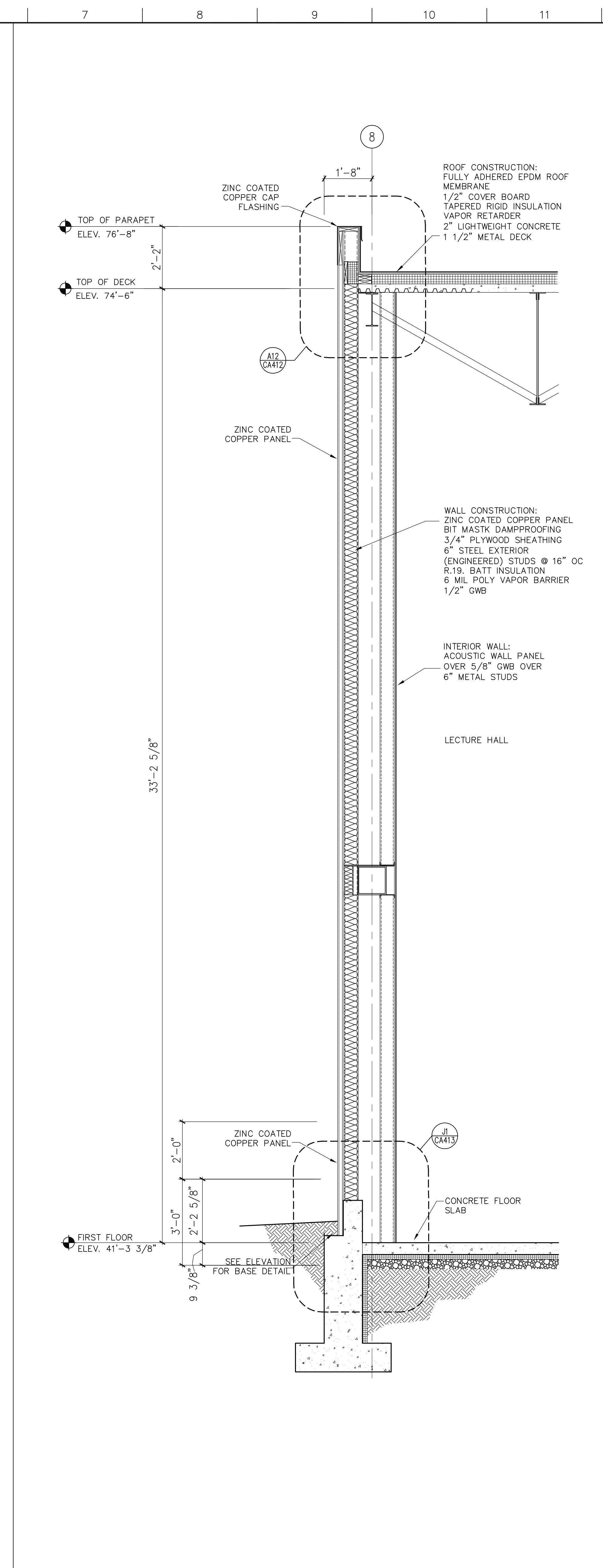
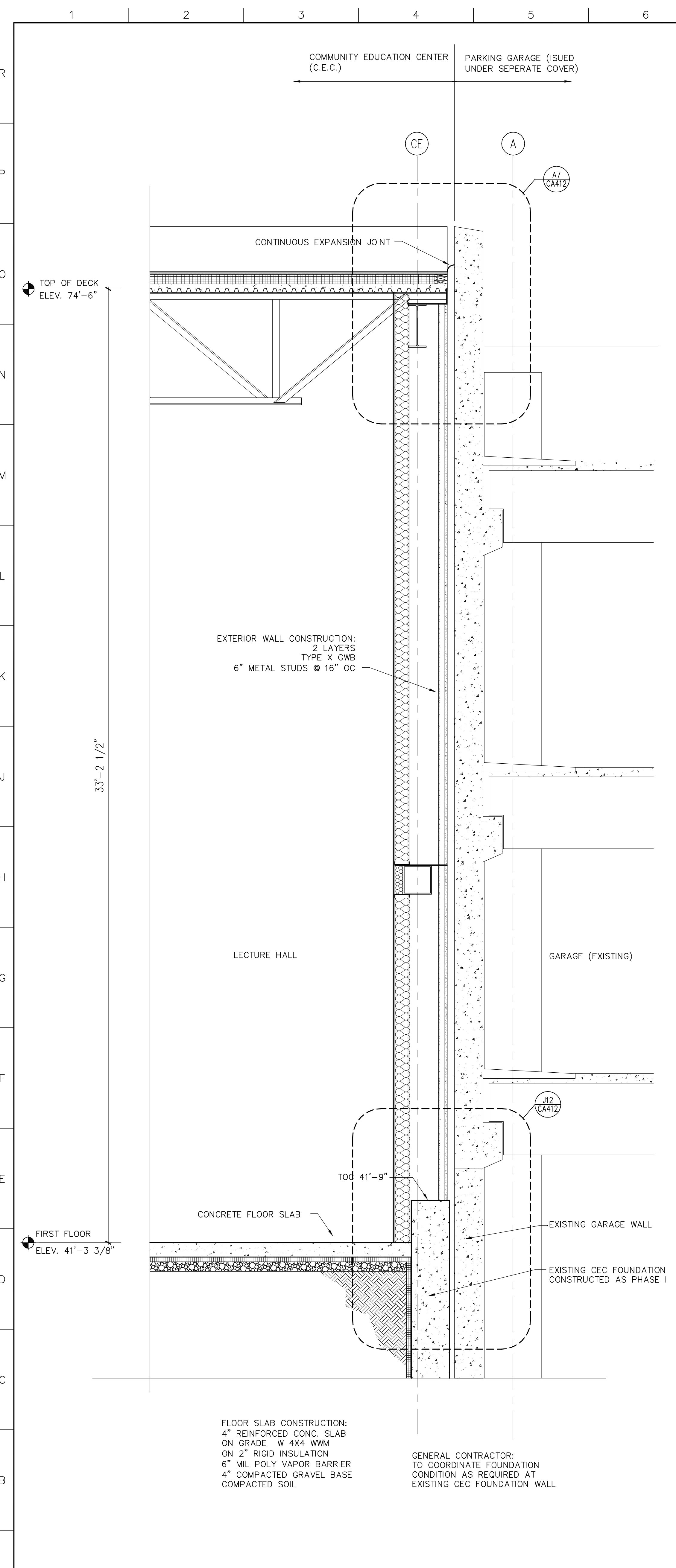
4	GMP ADDENDUM #4	1/30/04
	GMP DOCUMENTS	1/19/04
	no. revisions/submissions	date

Einhorn Yaffee Prescott
 Architecture & Engineering P.C.
 24 School Street
 Boston, MA 02108
 Telephone 617 305 9800
 Fax 617 305 9888
 eypae.com

EYP/

**UNIVERSITY OF SOUTHERN MAINE
 COMMUNITY EDUCATION CENTER - PHASE 2
 PORTLAND, MAINE**

drawing title		
WALL SECTIONS		
seal	designed by NM, AR, YL	project no. 5001024.00
	drawn by AR, YL	CAD file no.
	checked by JU NM	drawing no.
	date 1/19/2004	C-A303
	scale AS NOTED	

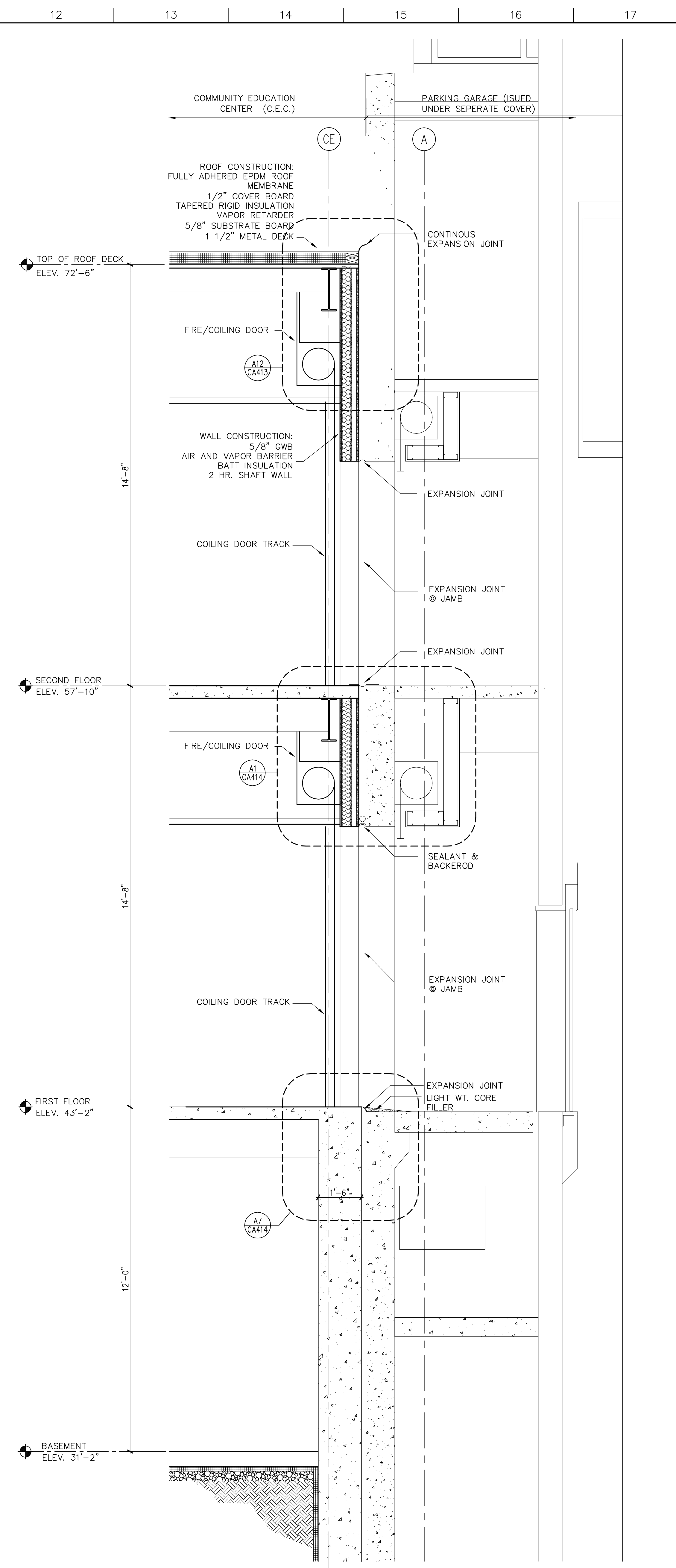
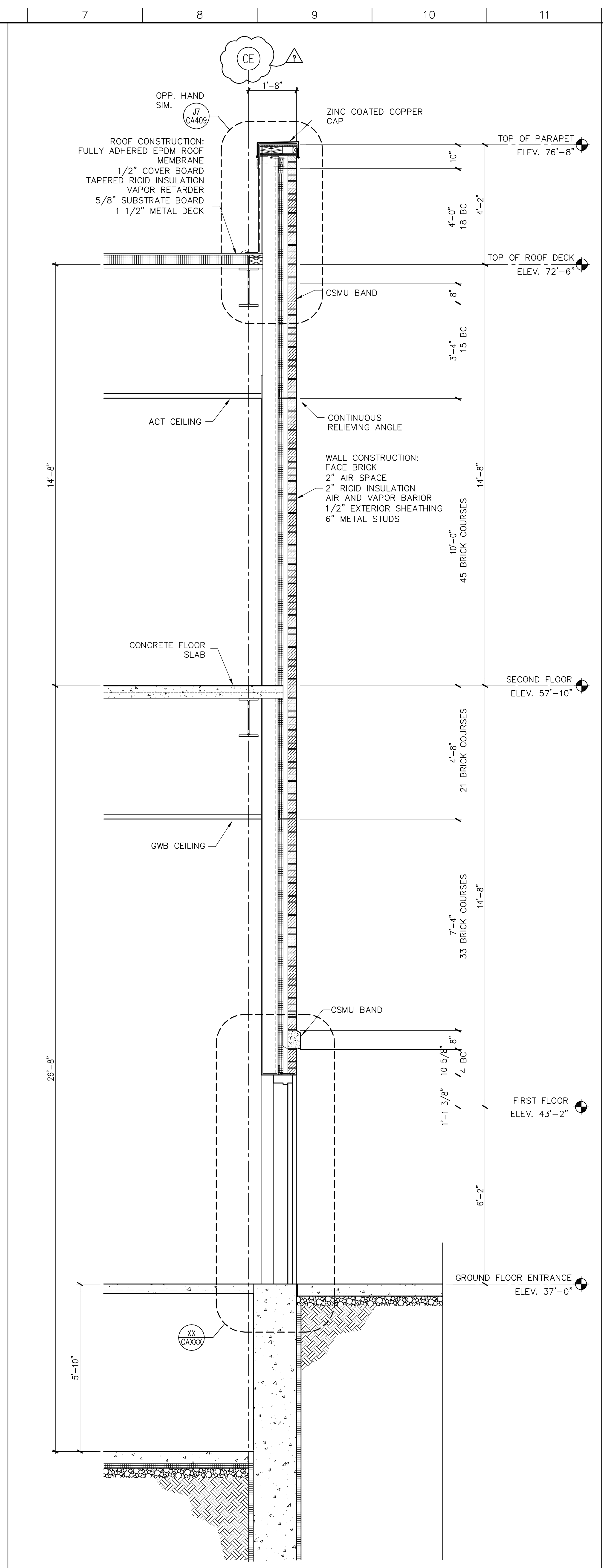
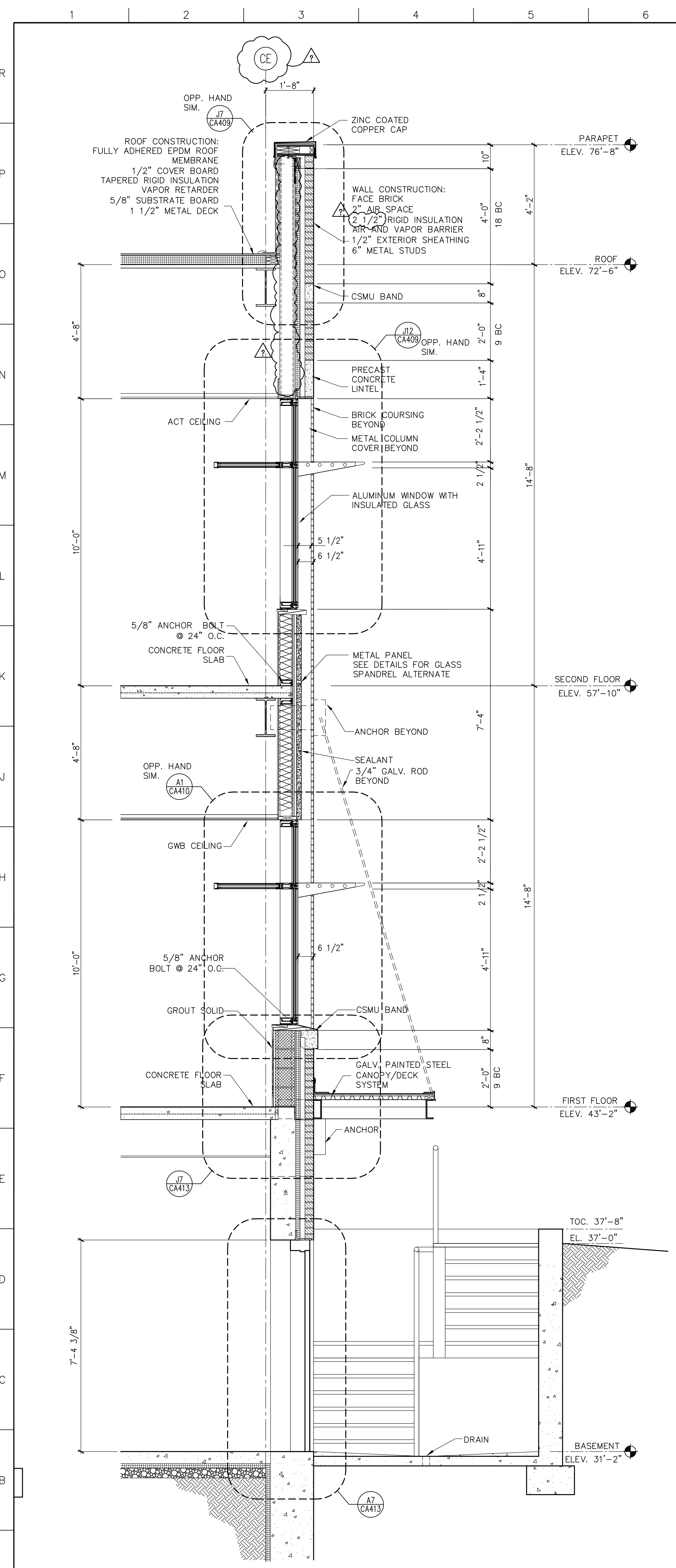


A1 WALL SECTION
 1/2"=1'-0" CA201 SMC_WS04

A6 WALL SECTION
 1/2"=1'-0" CA202 SMC_WS04

A12 WALL SECTION
 1/2"=1'-0" CA202 SMC_WS04

GMP DOCUMENTS		1/19/04
no. revisions/submissions		date
<p>Einhorn Yaffee Prescott Architecture & Engineering P.C. 24 School Street Boston, MA 02108 Telephone 617 305 9800 Fax 617 305 9888 eypae.com</p>		
EYP/		
<p>UNIVERSITY OF SOUTHERN MAINE COMMUNITY EDUCATION CENTER - PHASE 2 PORTLAND, MAINE</p>		
drawing title		
WALL SECTIONS		
seal	designed by AR	project no. 5001024.00
	drawn by AR	CAD file no.
	checked by XX	drawing no.
	date 1/19/2004	C-A304
	scale AS NOTED	



A1 WALL SECTION
 1/2"=1'-0" CA201 SMC_WS05

A6 WALL SECTION
 1/2"=1'-0" CA201 SMC_WS05

A12 WALL SECTION
 1/2"=1'-0" CA201 SMC_WS05

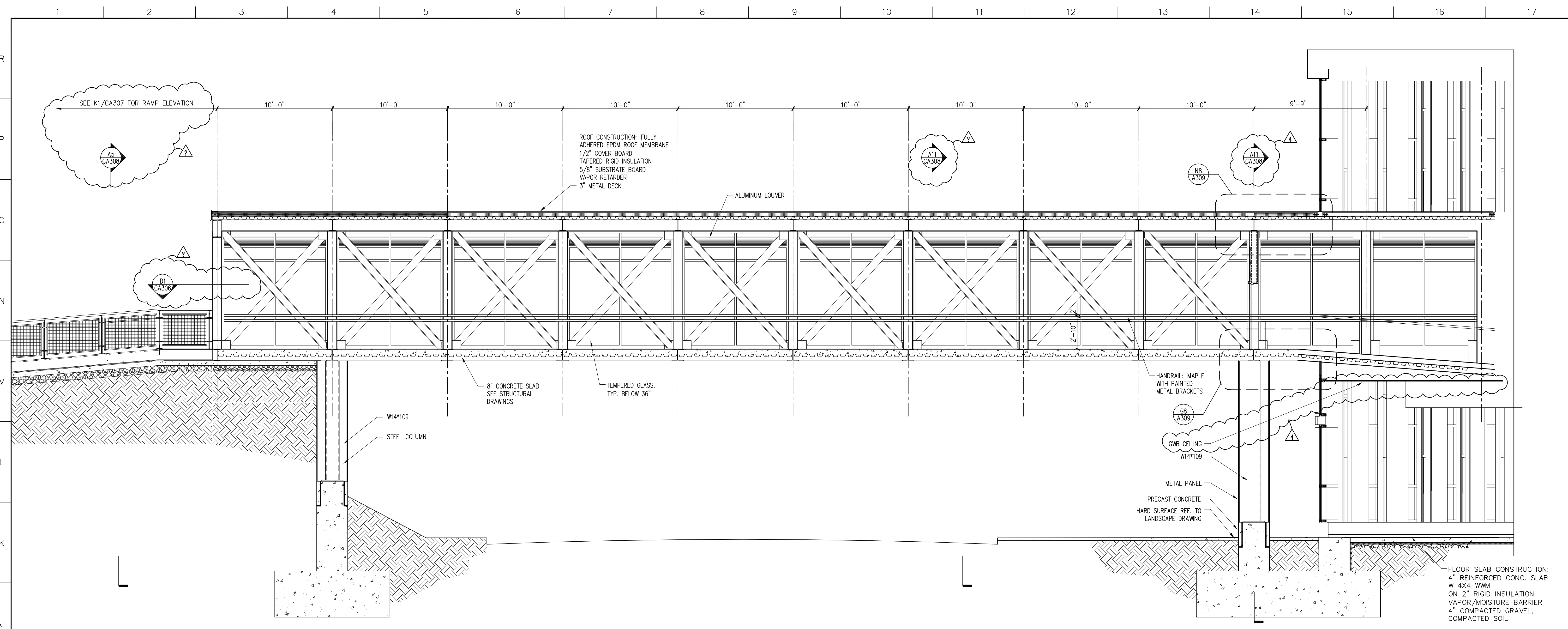
4	GMP ADDENDUM #4	1/30/04
	GMP DOCUMENTS	1/19/04
	no. revisions/submissions	date

Einhorn Yaffee Prescott
 Architecture & Engineering P.C.
 24 School Street
 Boston, MA 02108
 Telephone 617 305 9800
 Fax 617 305 9888
 eypae.com

EYP/

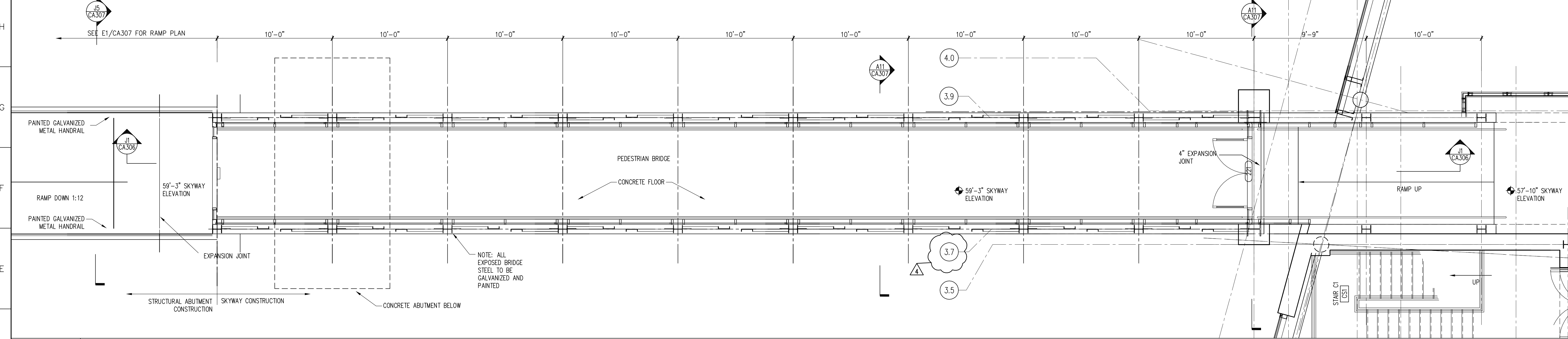
**UNIVERSITY OF SOUTHERN MAINE
 COMMUNITY EDUCATION CENTER - PHASE 2
 PORTLAND, MAINE**

drawing title		
WALL SECTIONS		
seal	designed by AR, YL	project no. 5001024.00
	drawn by YL	CAD file no.
	checked by XX	drawing no.
	date 1/19/2004	C-A305
	scale AS NOTED	



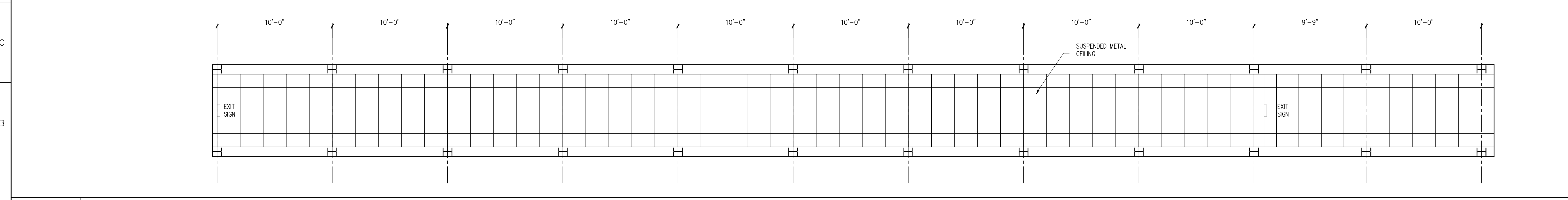
J1 PEDESTRIAN SKYWAY SECTION

1/4"=1'-0" CA306-J1 SMC-WS06



D1 PEDESTRIAN SKYWAY PLAN

1/4"=1'-0" SMC-WS06



A1 PEDESTRIAN SKYWAY REFLECTED CEILING PLAN

1/4"=1'-0" SMC-WS06

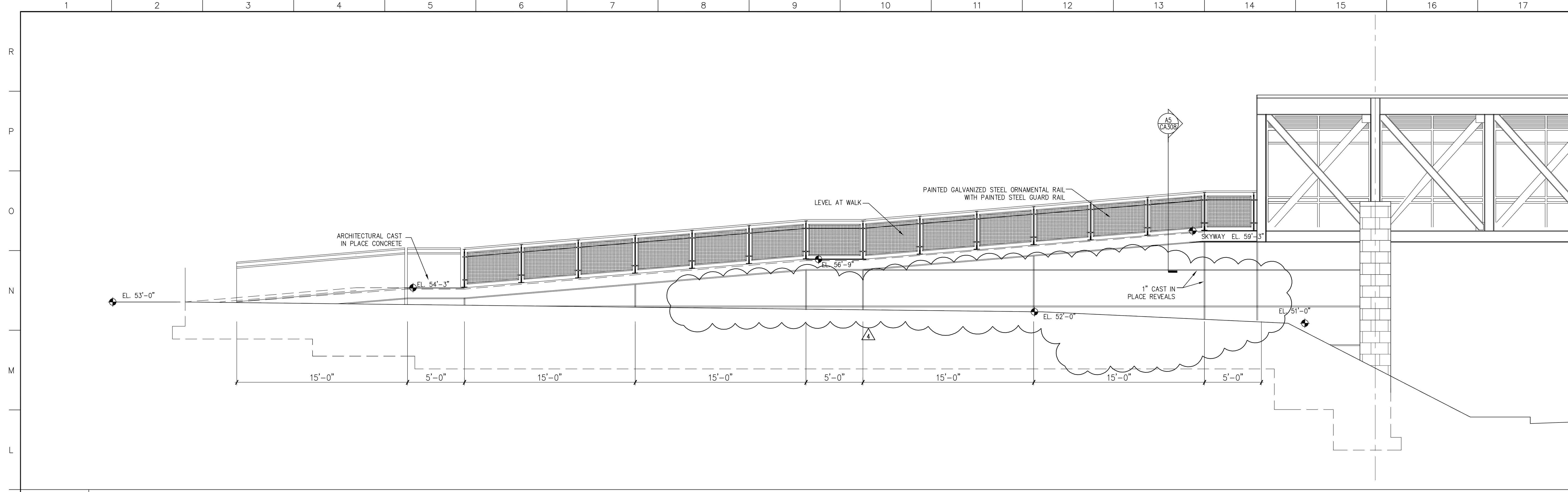
4	GMP ADDENDUM #4	1/30/04
	GMP DOCUMENTS	1/19/04
	no. revisions/submissions	date

Einhorn Yaffee Prescott
 Architecture & Engineering P.C.
 24 School Street
 Boston, MA 02108
 Telephone 617 305 9800
 Fax 617 305 9888
 eypae.com

EYP/

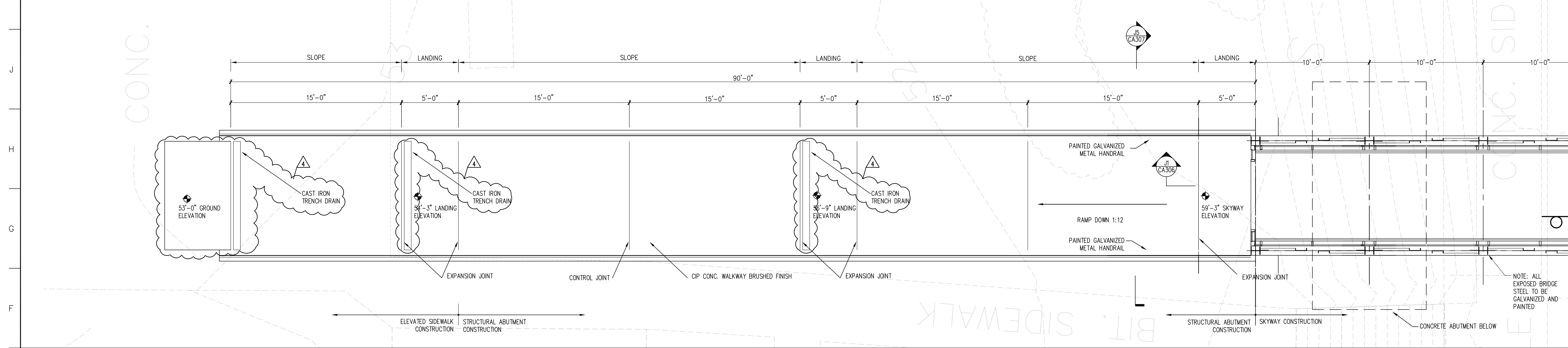
**UNIVERSITY OF SOUTHERN MAINE
 COMMUNITY EDUCATION CENTER - PHASE 2
 PORTLAND, MAINE**

drawing title		
PEDESTRIAN SKYWAY PLAN		
seal	designed by NM, MC, YL	project no. 5001024.00
	drawn by YL	CAD file no.
	checked by XX	drawing no.
	date 1/19/2004	C-A306
	scale AS NOTED	



K1 PEDESTRIAN WALKWAY ELEVATION

1/4"=1'-0" SMC_EL02



E1 PEDESTRIAN WALKWAY PLAN

1/4"=1'-0" SMC_AF02

4	GMP ADDENDUM #4	1/30/04
	GMP DOCUMENTS	1/19/04
	no. revisions/submissions	date

Einhorn Yaffee Prescott
 Architecture & Engineering P.C.
 24 School Street
 Boston, MA 02108
 Telephone 617 305 9800
 Fax 617 305 9888
 eypae.com

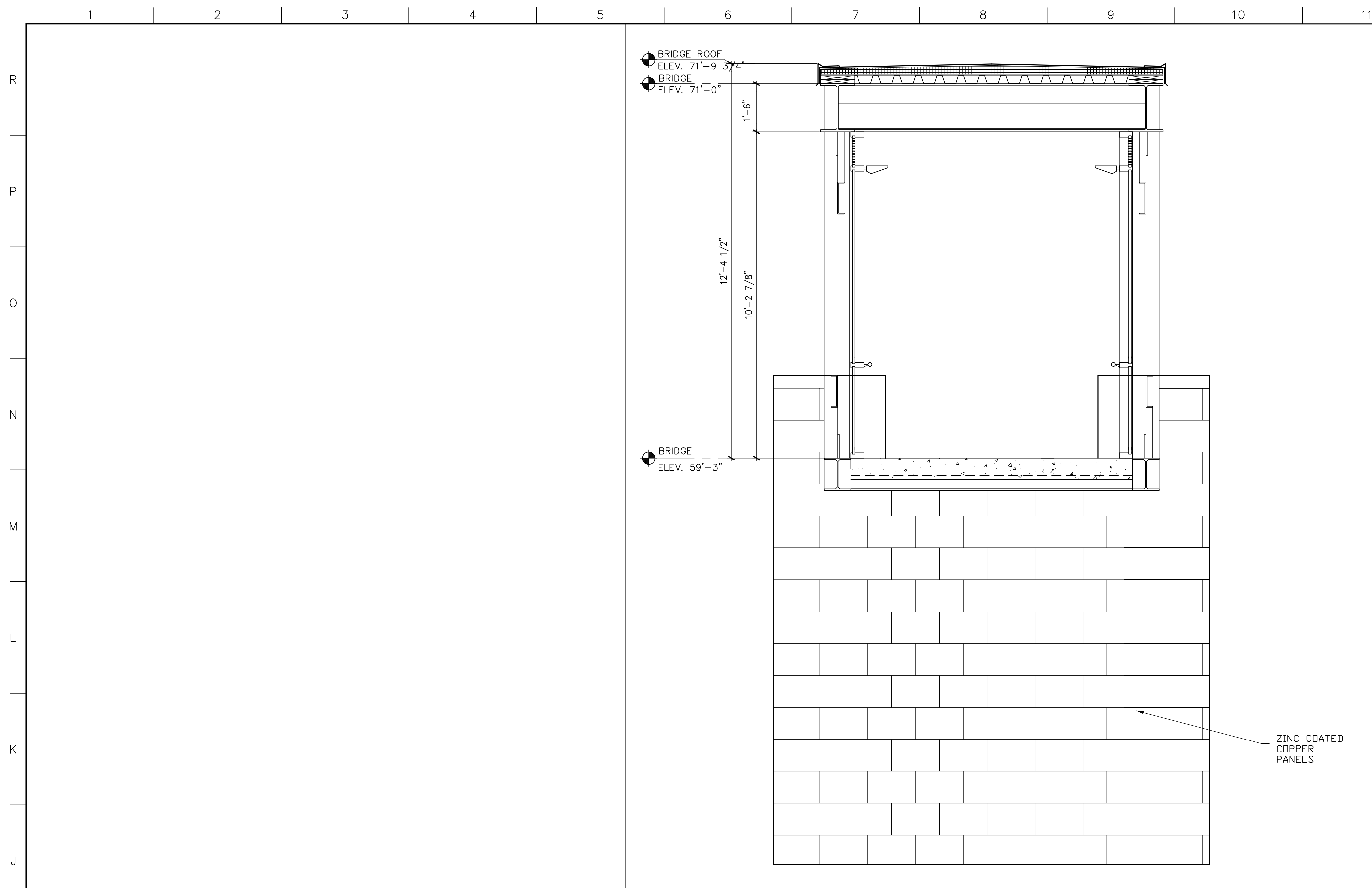


**UNIVERSITY OF SOUTHERN MAINE
 COMMUNITY EDUCATION CENTER - PHASE 2
 PORTLAND, MAINE**

drawing title
PLANS AND SECTIONS

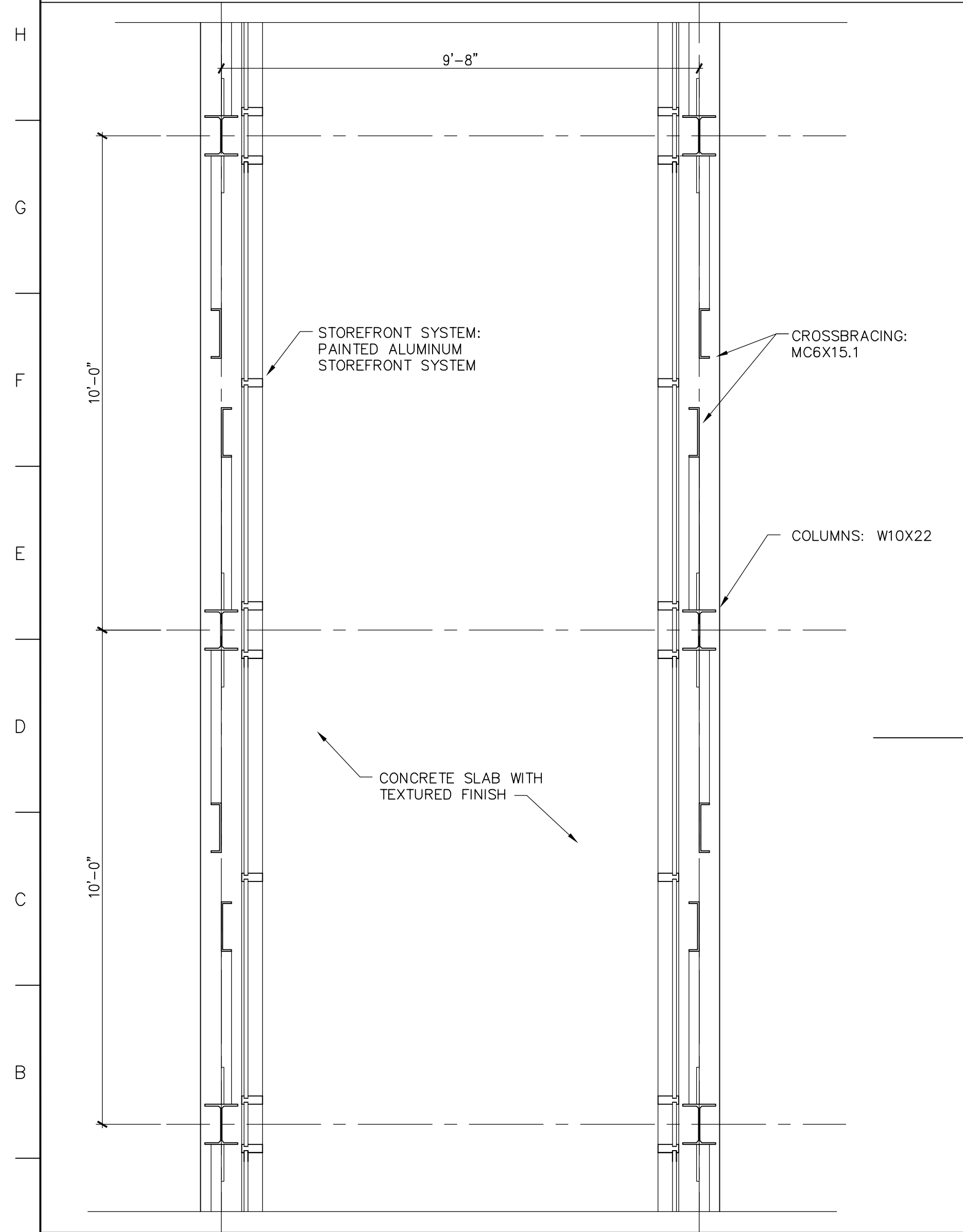
seal	designed by AR	project no. 5001024.00
	drawn by AR	CAD file no.
	checked by XX	drawing no.
	date 1/19/2004	C-A307
	scale AS NOTED	

A1 NOT USED



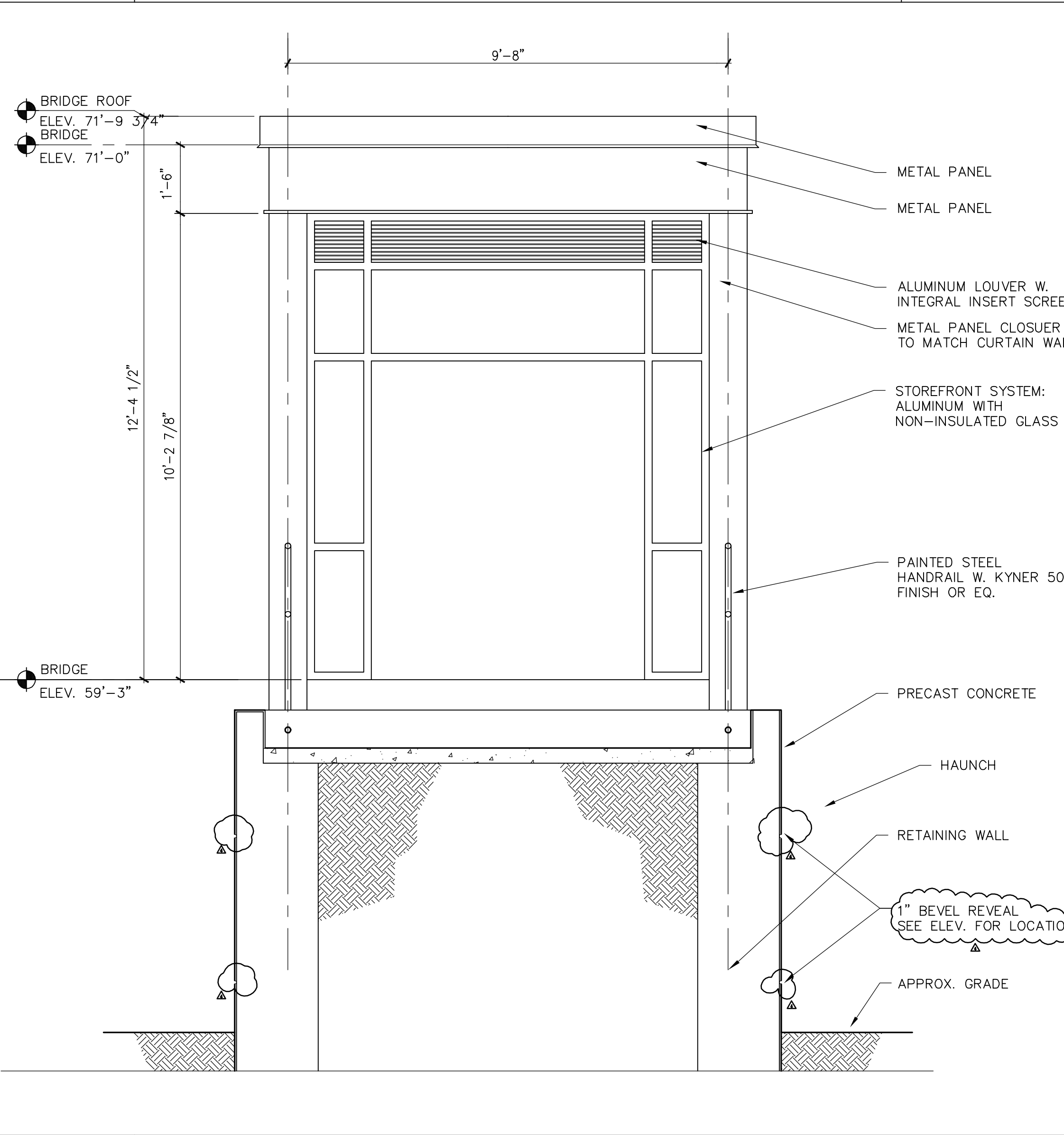
H5 SECTION & ELEV. PEDESTRIAN SKYWAY

1/2"=1'-0" CA202-A1 SMC-WS07



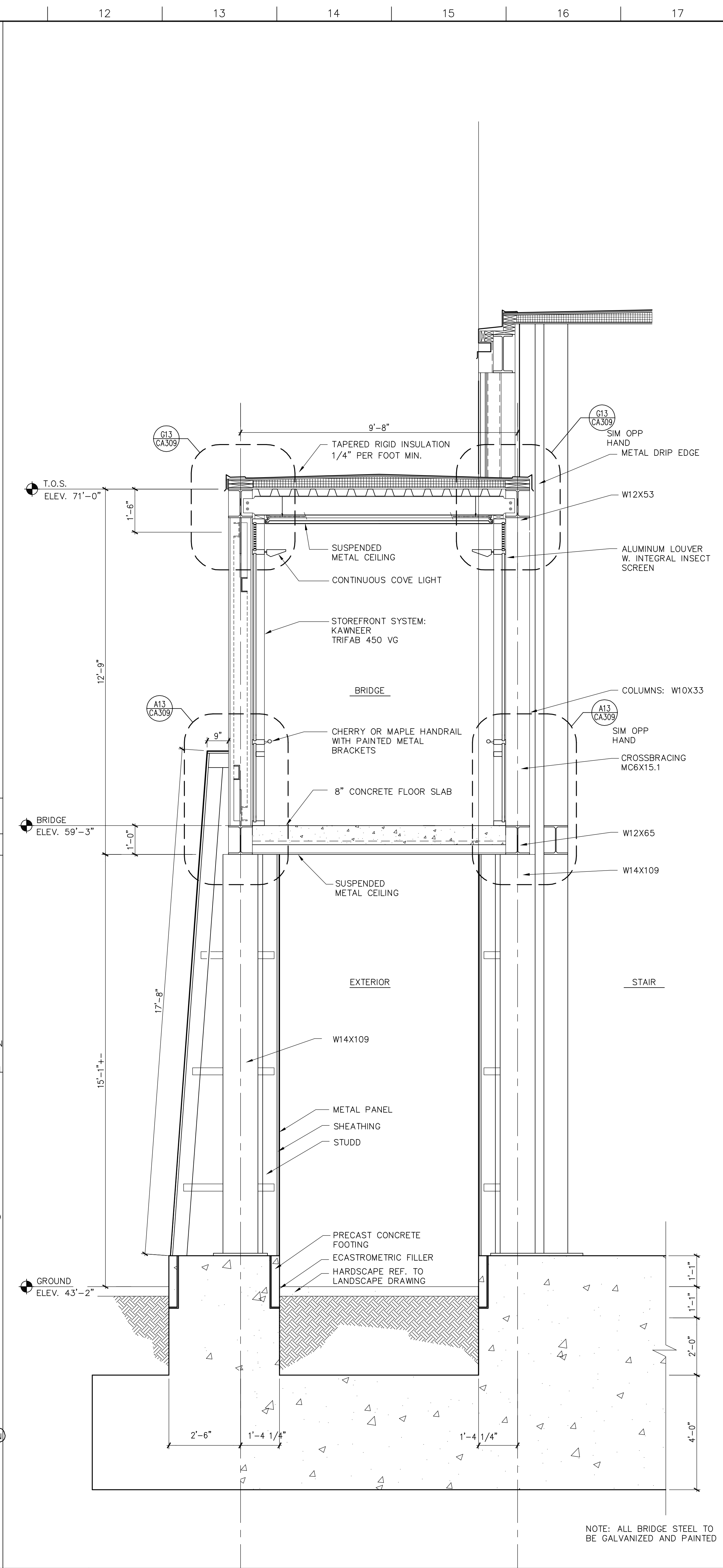
A1 PARTIAL PLAN PEDESTRIAN SKYWAY

1/2"=1'-0" SMC-WS07



A5 SECTION PEDESTRIAN SKYWAY

1/2"=1'-0" CA202-A1 SMC-WS07



A11 SECTION PEDESTRIAN SKYWAY

1/2"=1'-0" CA202-A1 SMC-WS07

4 GMP ADDENDUM #4		1/30/04
GMP DOCUMENTS		1/19/04
no. revisions/submissions		date

Einhorn Yaffee Prescott
Architecture & Engineering P.C.
24 School Street
Boston, MA 02108
Telephone 617 305 9800
Fax 617 305 9888
eyppae.com

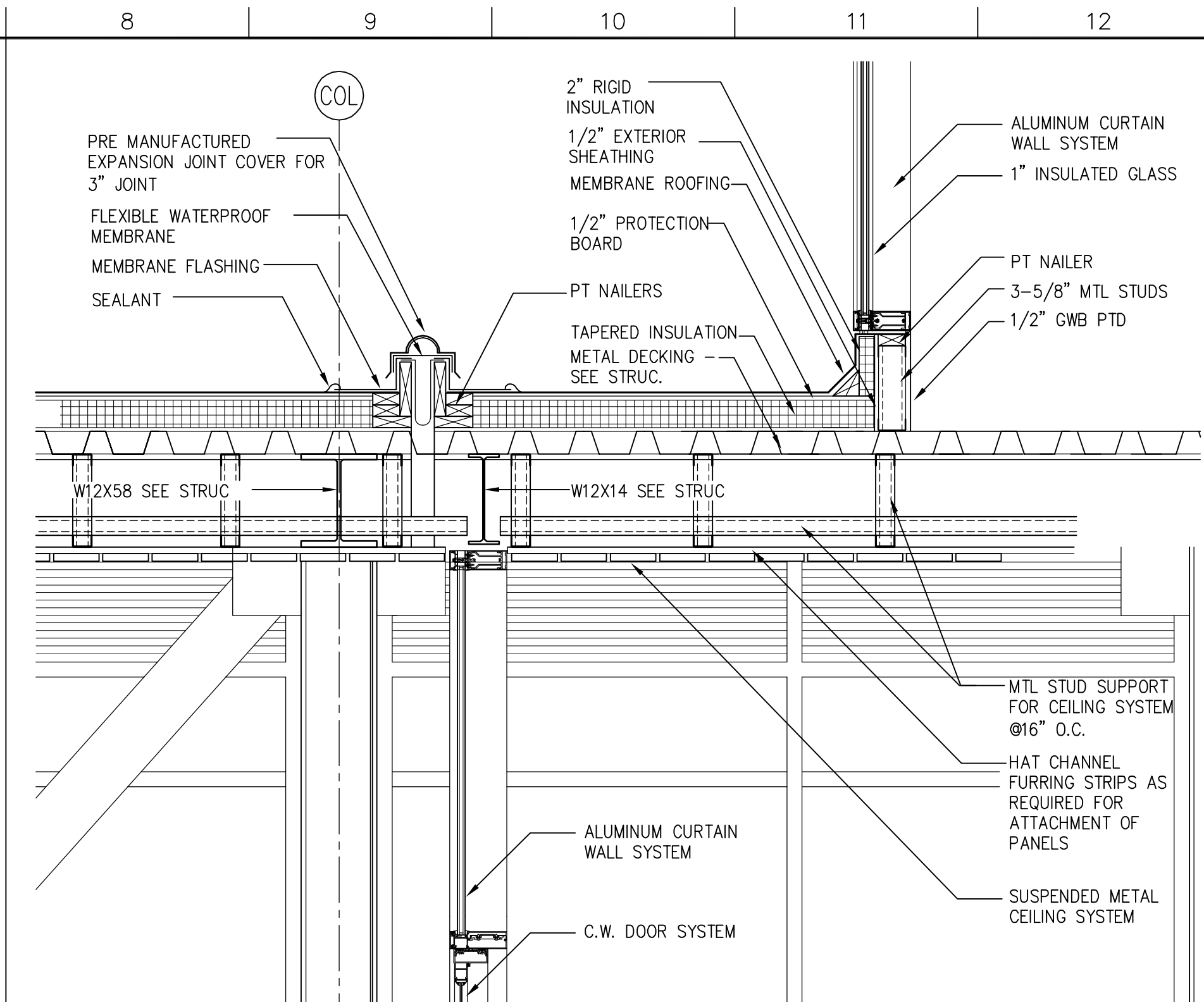
EYP/

**UNIVERSITY OF SOUTHERN MAINE
COMMUNITY EDUCATION CENTER - PHASE 2
PORTLAND, MAINE**

drawing title
PLANS AND SECTIONS

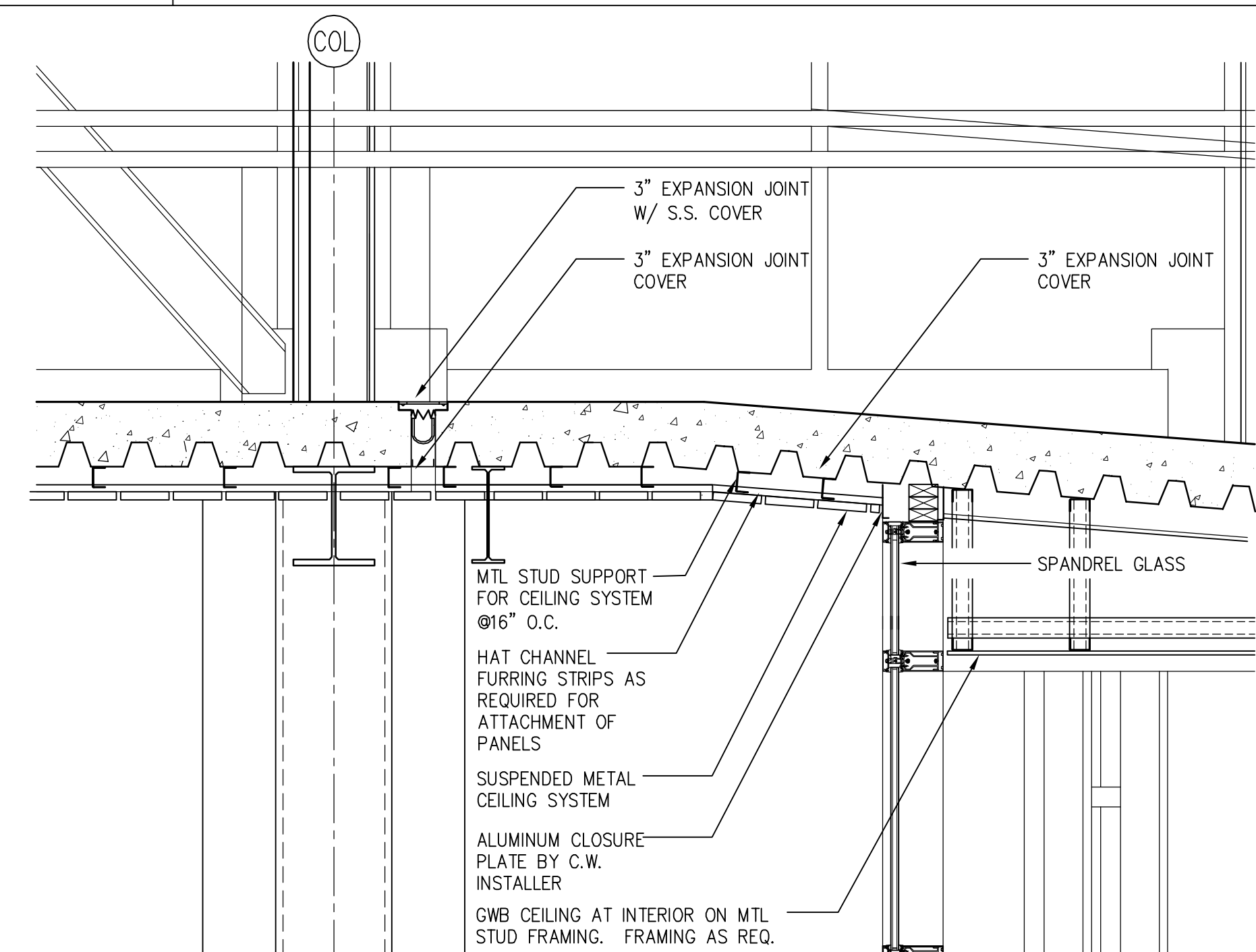
seal	designed by AR	project no. 5001024.00
	drawn by AR	CAD file no.
	checked by XX	drawing no.
	date 1/19/2004	C-A308
	scale AS NOTED	

NOTE: ALL BRIDGE STEEL TO BE GALVANIZED AND PAINTED




N8 ROOF EXP. JOINT / BRIDGE TO CDC DETAIL

3/4"=1'-0"



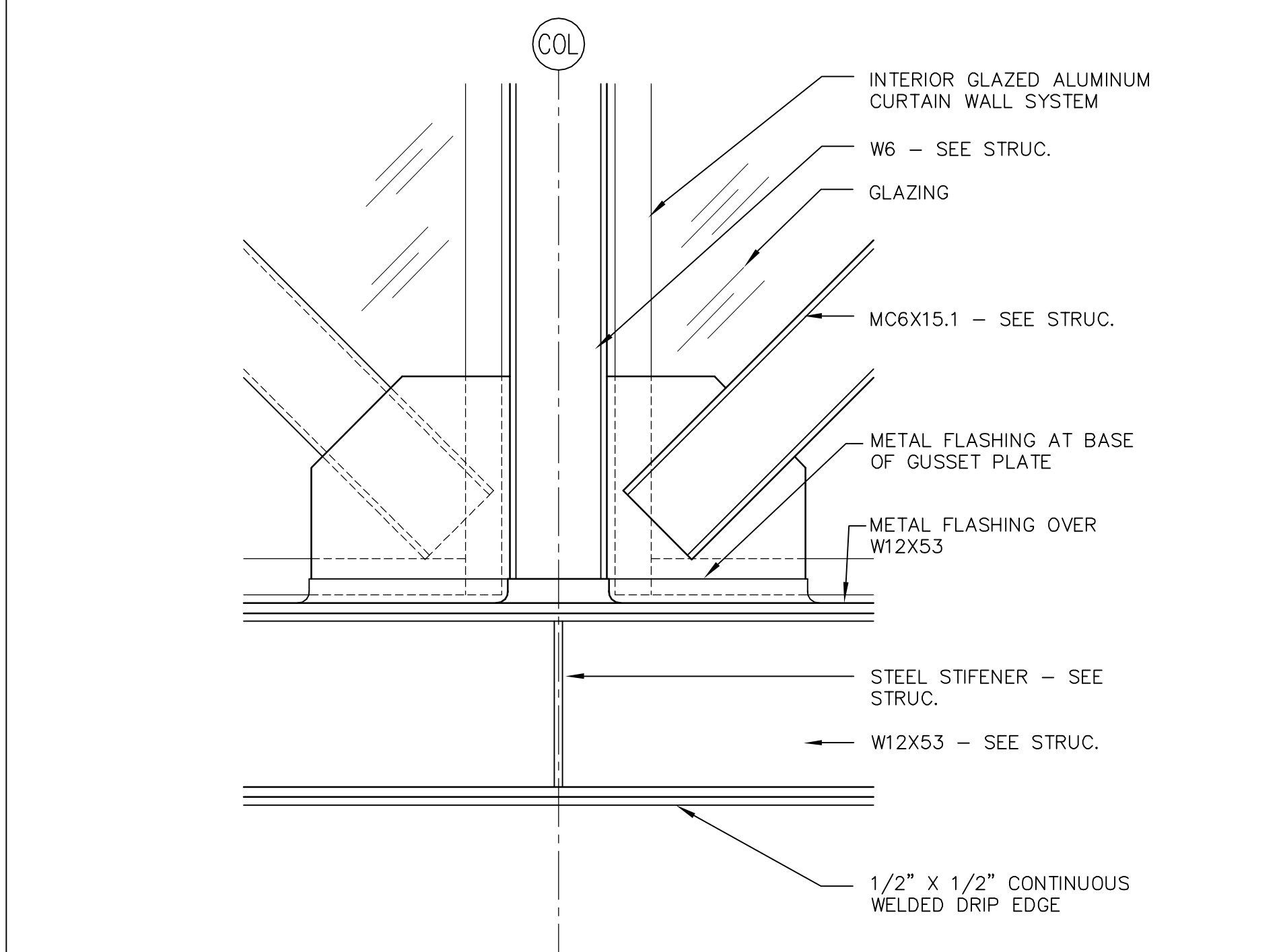
G8 FLOOR EXP. JOINT / BRIDGE TO CDC DET.

1 1/2"=1'-0"



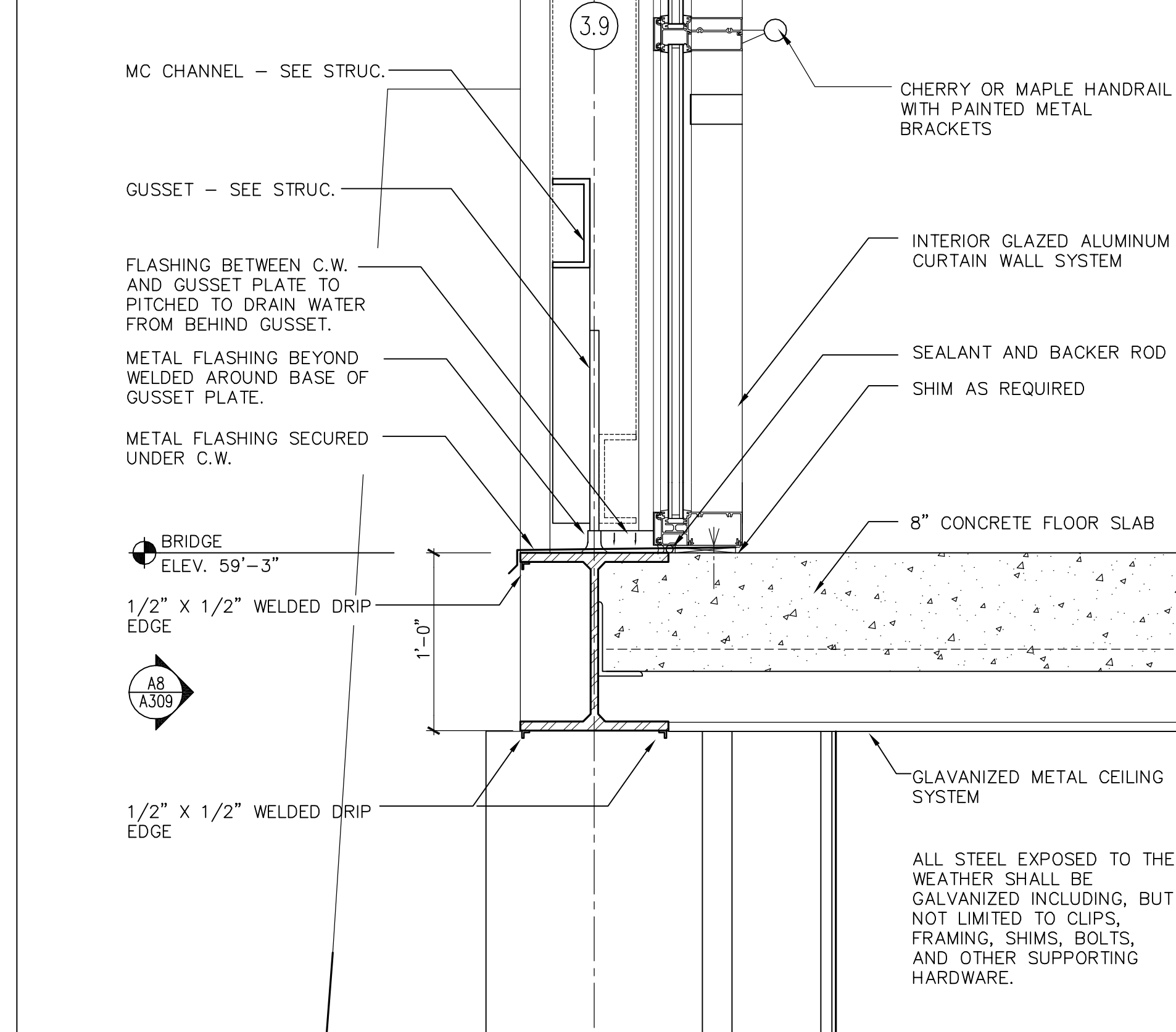
G13 SECTION PEDESTRIAN SKYWAY

1 1/2"=1'-0"



A8 PART ELEVATION @ PEDESTRIAN SKYWAY

1 1/2"=1'-0"

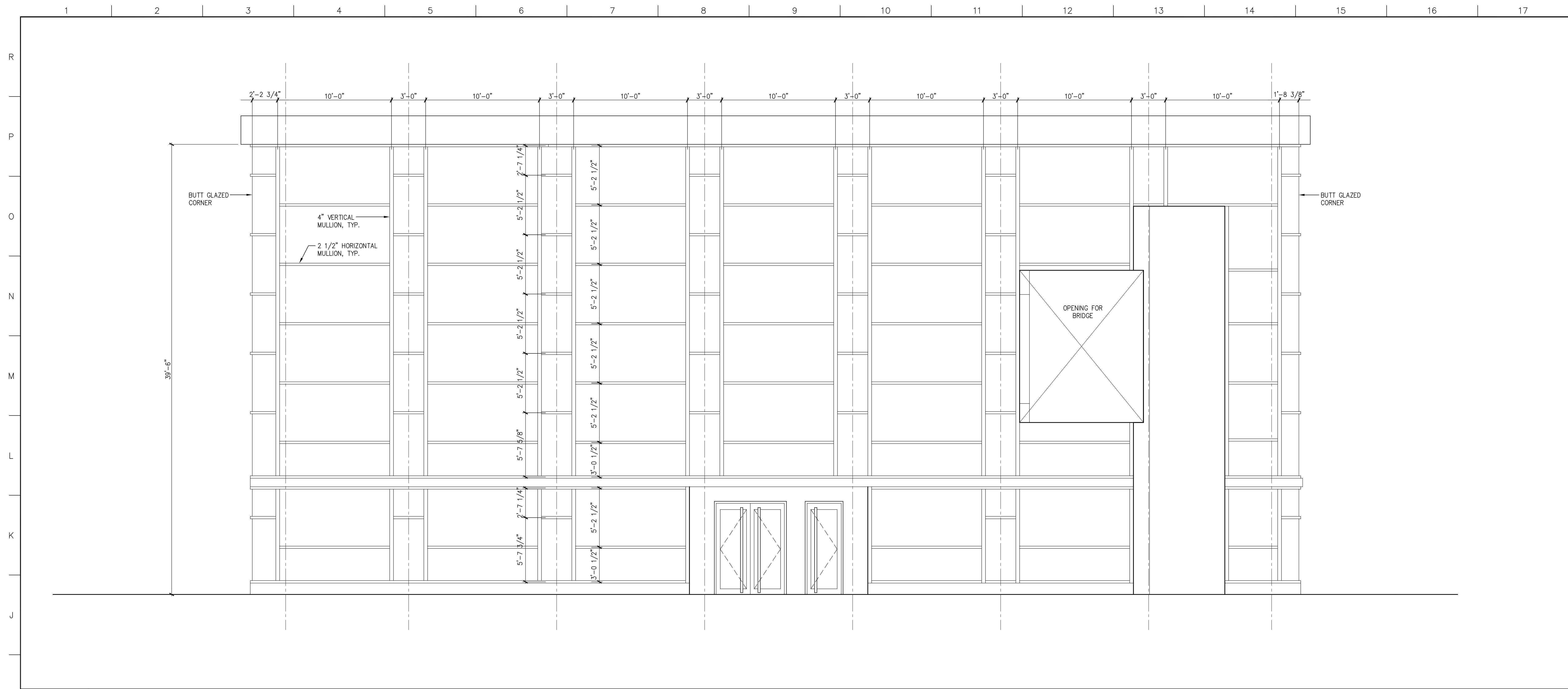


A13 SECTION PEDESTRIAN SKYWAY

1 1/2"=1'-0"

R	1	2	3	4	5	6	7	8	9	10	11	12	13	14	15	16	17		
P																			
O																			
N																			
M																			
L																			
K																			
J																			
H																			
G																			
F																			
E																			
D																			
C																			
B																			
A	A1	NOT USED						A8	PART ELEVATION @ PEDESTRIAN SKYWAY					A13	SECTION PEDESTRIAN SKYWAY				
	1/2"=1'-0"						1 1/2"=1'-0"						1 1/2"=1'-0"						

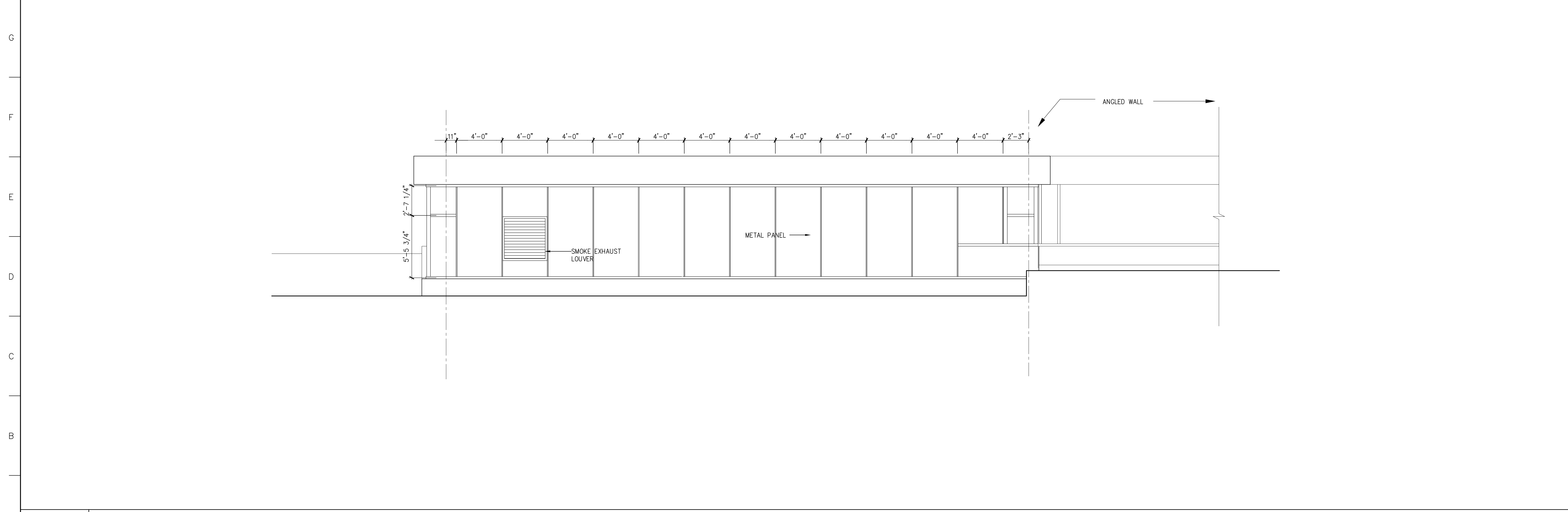
GMP DOCUMENTS		1/19/04
no. revisions/submissions		date
<p>Einhorn Yaffee Prescott Architecture & Engineering P.C. 24 School Street Boston, MA 02108 Telephone 617 305 9800 Fax 617 305 9888 eyppae.com</p>		
EYP/		
UNIVERSITY OF SOUTHERN MAINE COMMUNITY EDUCATION CENTER - PHASE 2 PORTLAND, MAINE		
drawing title		
SKYWAY DETAILS		
seal	designed by AR	project no. 5001024.00
	drawn by AR	CAD file no.
	checked by XX	drawing no.
	date 1/19/2004	C-A309
	scale AS NOTED	



H1 NORTH CURTAIN WALL ELEVATION

1/4"=1'-0"

SMC_EL03



A1 SOUTH CURTAIN WALL ELEVATION

1/4"=1'-0"

SMC_EL03

GMP DOCUMENTS	1/19/04
no. revisions/submissions	date

Einhorn Yaffee Prescott
Architecture & Engineering P.C.
24 School Street
Boston, MA 02108
Telephone 617 305 9800
Fax 617 305 9888
eyppae.com

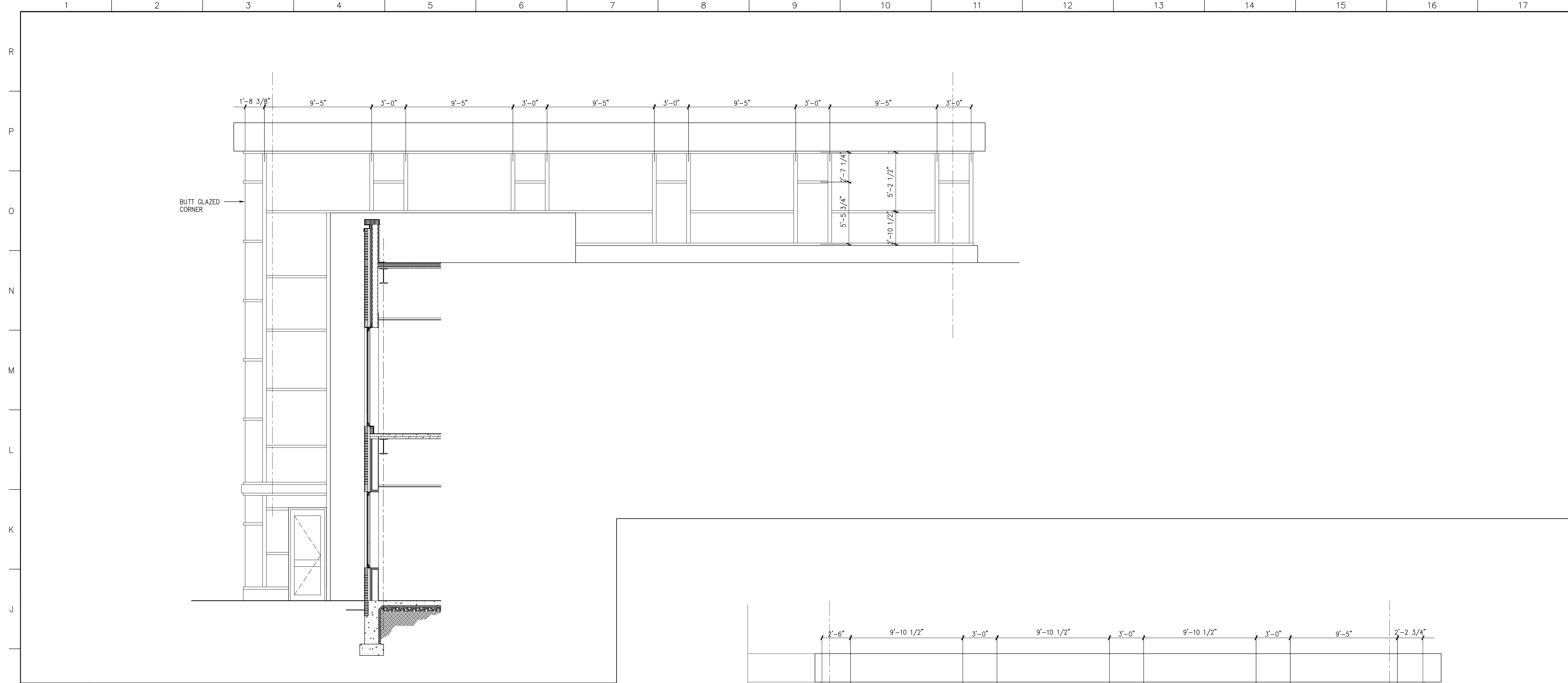
EYP/

**UNIVERSITY OF SOUTHERN MAINE
COMMUNITY EDUCATION CENTER - PHASE 2
PORTLAND, MAINE**

**ENLARGED CURTAIN WALL
ELEVATIONS**

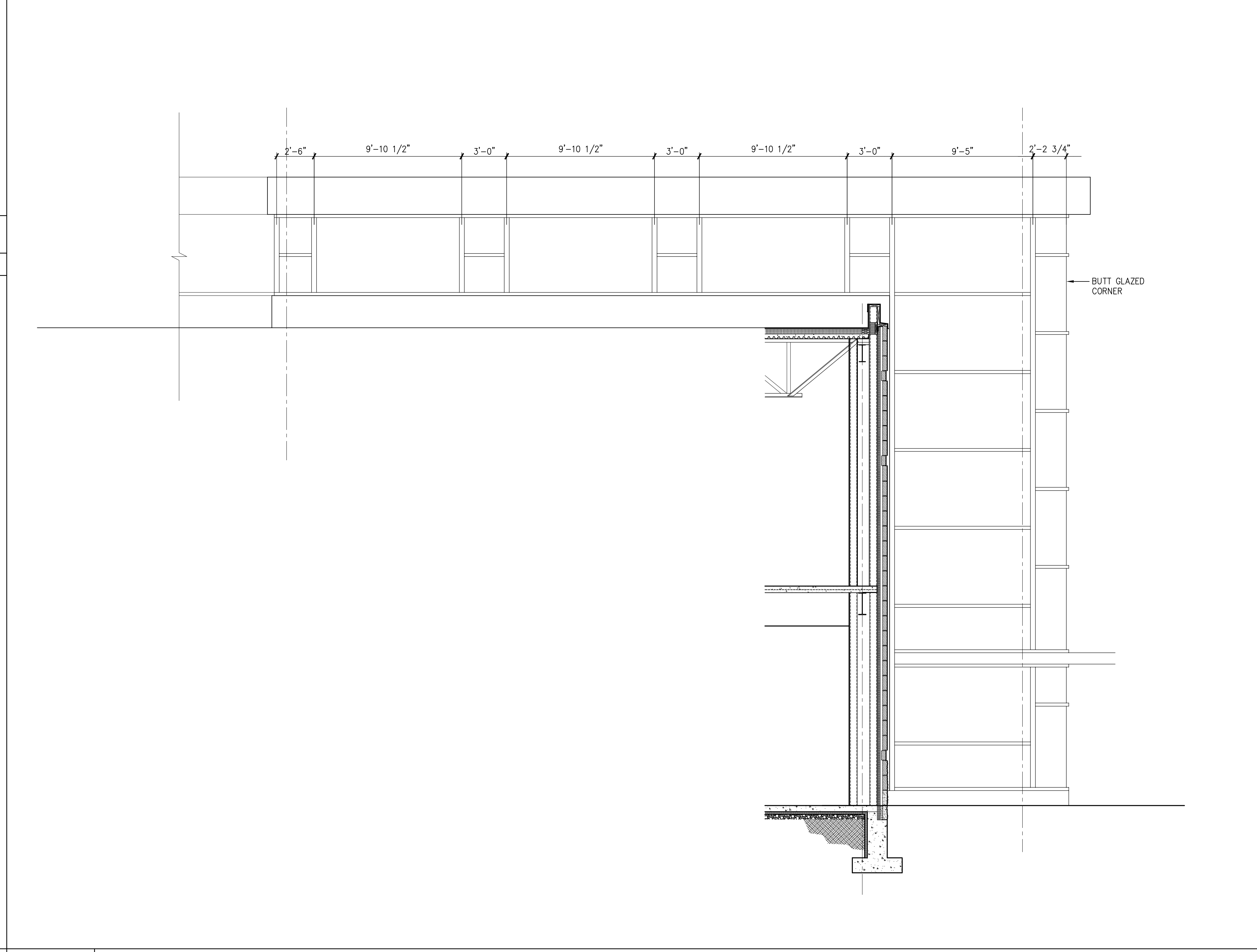
seal	designed by NM	project no. 5001024.00
	drawn by MC	CAD file no.
	checked by	drawing no.
	date 1/19/2004	
	scale AS NOTED	

C-A401



H1 WEST CURTAIN WALL ELEVATION

1/4"=1'-0" SMC_EL03



A7 EAST CURTAIN WALL ELEVATION

1/4"=1'-0" SMC_EL03

GMP DOCUMENTS	1/19/04
no. revisions/submissions	date

Einhorn Yaffee Prescott
 Architecture & Engineering P.C.
 24 School Street
 Boston, MA 02108
 Telephone 617 305 9800
 Fax 617 305 9888
 eypae.com

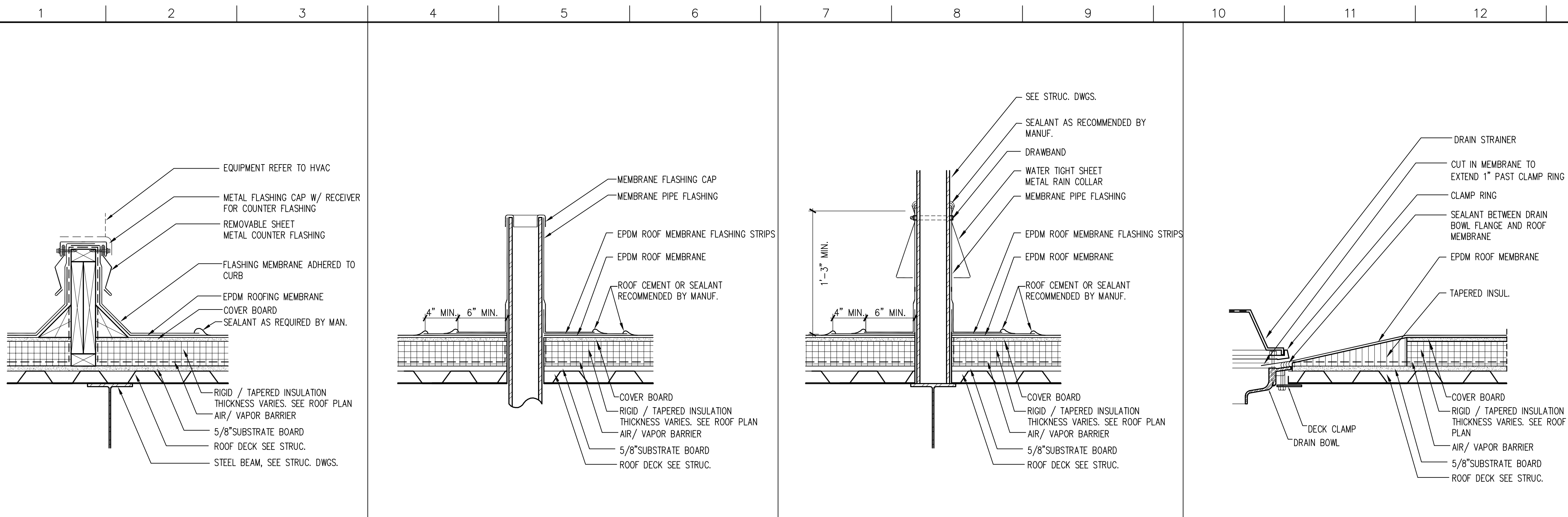
EYP/

**UNIVERSITY OF SOUTHERN MAINE
 COMMUNITY EDUCATION CENTER - PHASE 2
 PORTLAND, MAINE**

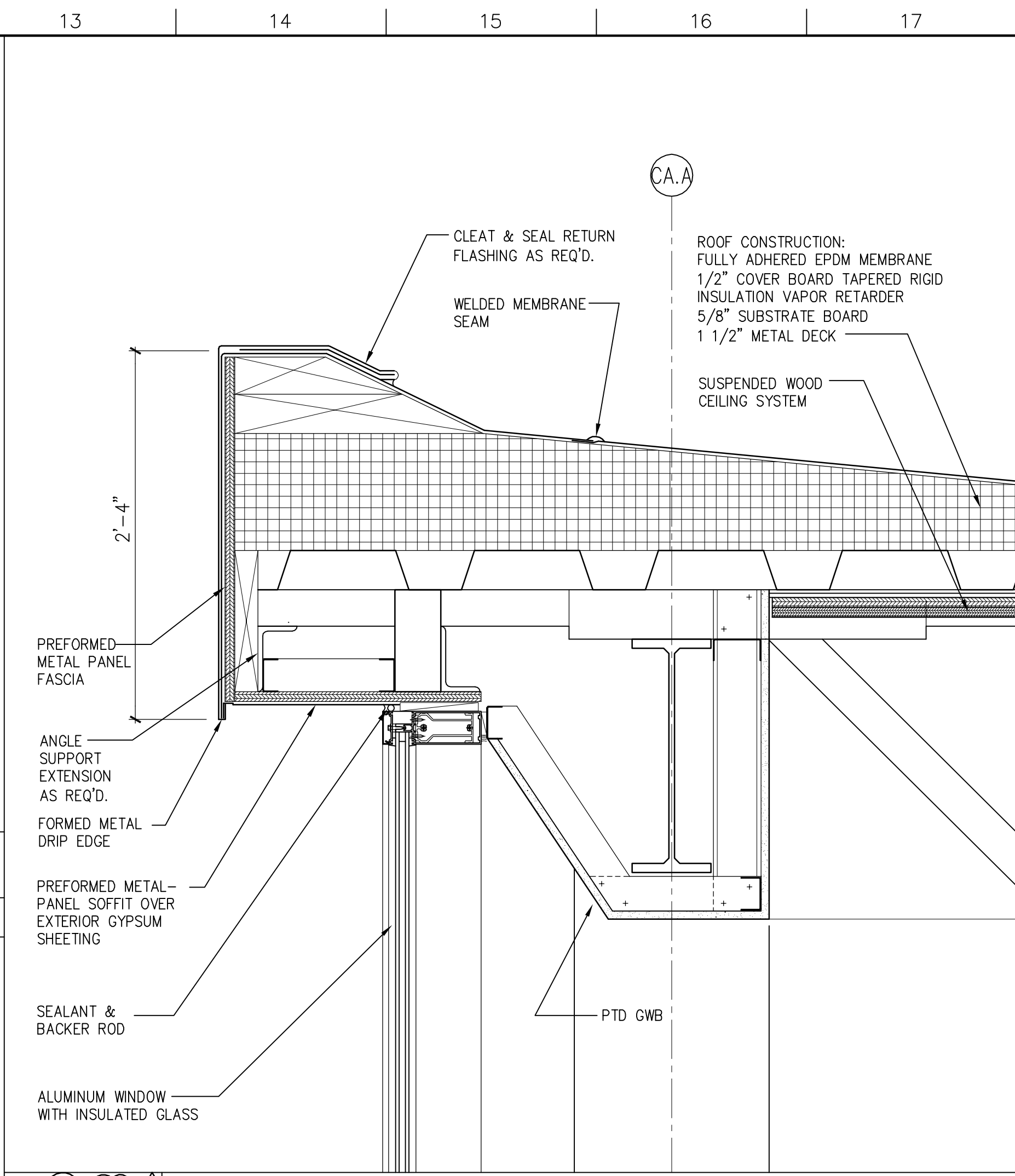
drawing title **ENLARGED
 CURTAIN WALL ELEVATIONS**

seal	designed by NM	project no. 5001024.00
	drawn by MC	CAD file no.
	checked by	drawing no.

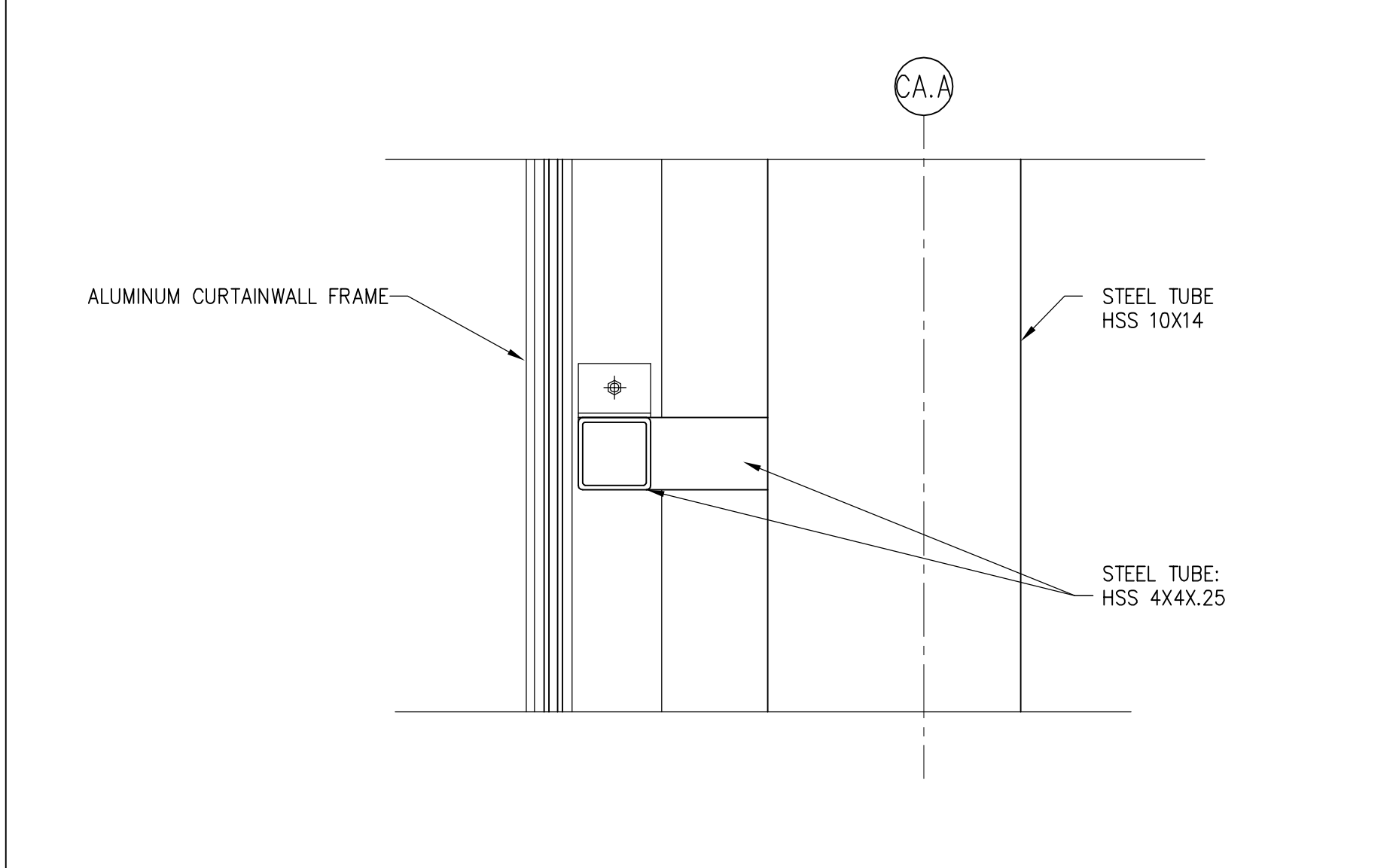
date 1/19/2004	C-A402
scale 1/4" = 1'-0"	



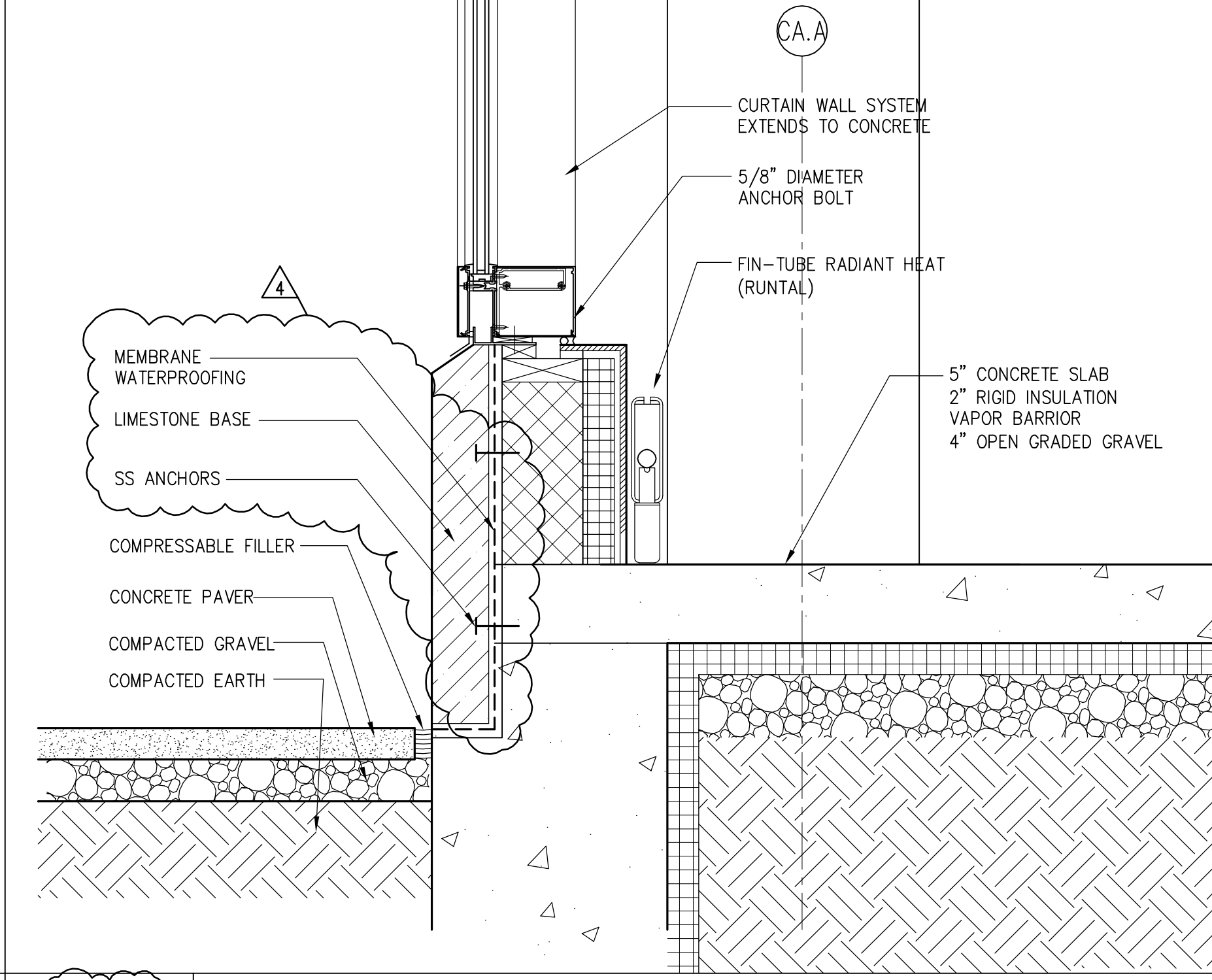
M1	TYP. EQP. CURB DETAIL	M4	TYP. VENT DETAIL	M7	TYP. SUPPORT DETAIL	M10	TYP. DRAIN DETAIL
1 1/2"=1'-0"	SMC_DT01	1 1/2"=1'-0"	SMC_DT01	1 1/2"=1'-0"	SMC_DT01	1 1/2"=1'-0"	SMC_DT01



K13 DETAIL
 1 1/2"=1'-0"
 SMC_DT01



F13 DETAIL
 1 1/2"=1'-0"
 SMC_DT01



A13 DETAIL
 1 1/2"=1'-0"
 SMC_DT01

4	GMP ADDENDUM #4	1/30/04
	GMP DOCUMENTS	1/19/04
	no. revisions/submissions	date

Einhorn Yaffee Prescott
 Architecture & Engineering P.C.
 24 School Street
 Boston, MA 02108
 Telephone 617 305 9800
 Fax 617 305 9888
 eypae.com

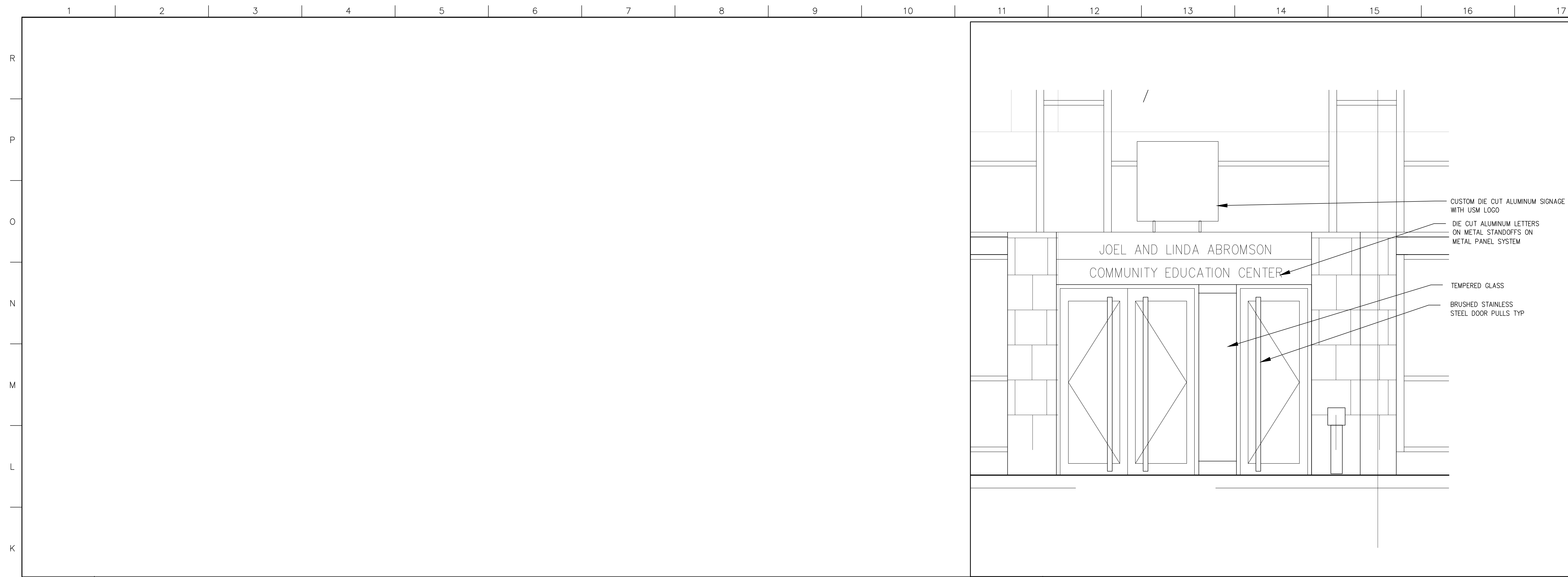
EYP/

**UNIVERSITY OF SOUTHERN MAINE
 COMMUNITY EDUCATION CENTER - PHASE 2
 PORTLAND, MAINE**

drawing title
CURTAIN WALL DETAILS

seal	designed by	project no.	5001024.00
	drawn by	CAD file no.	
	checked by	drawing no.	
	date		
	1/19/2004		
	scale		
	1/2" = 1'-0"		

C-A403

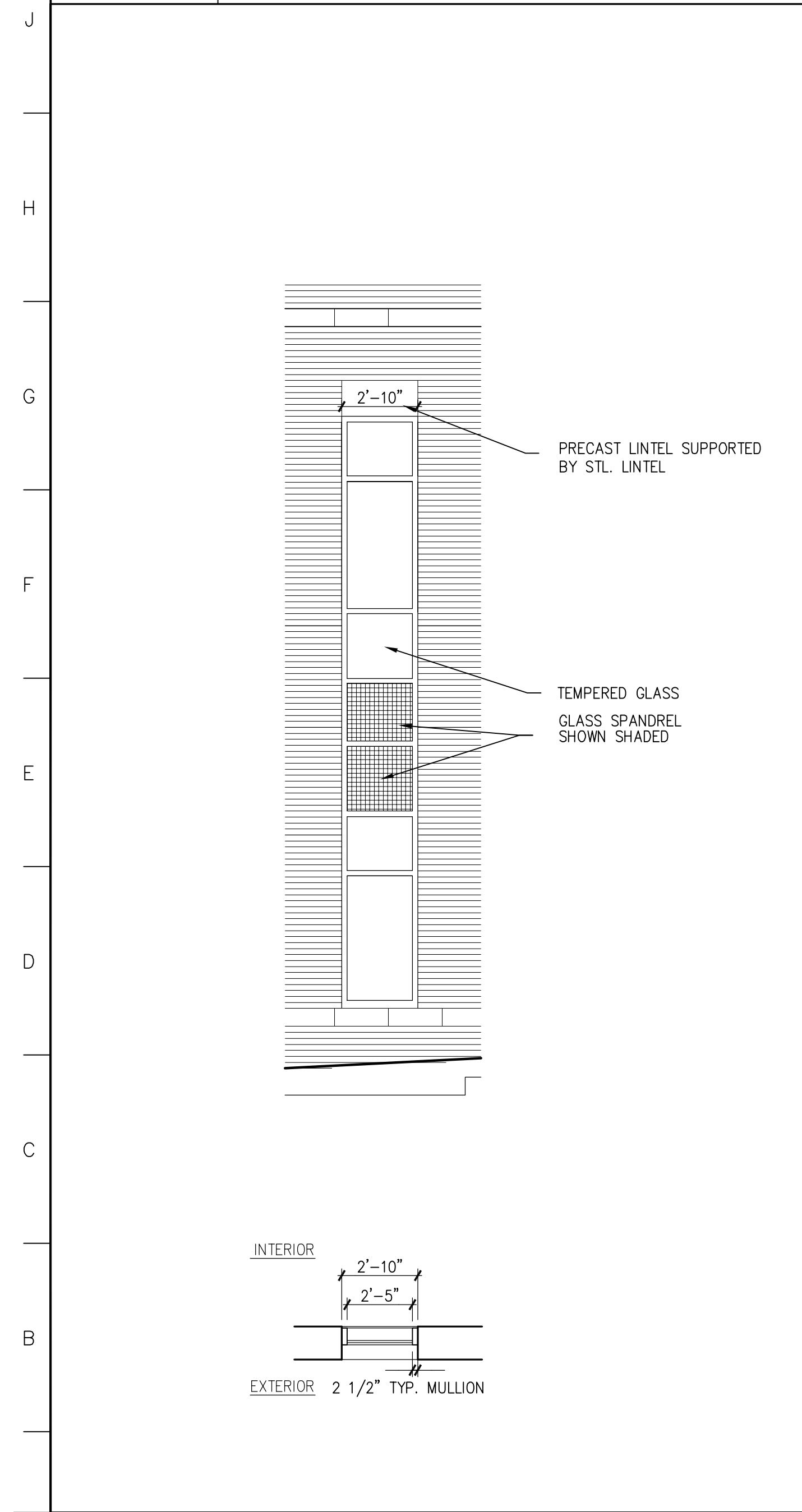


J11 ENLARGED ELEVATION

1/2"=1'-0"

CA201-J1

SMC_ELO1




A1 ENLARGED ELEVATION

1/4"=1'-0"

CA201-J1

SMC_ELO1

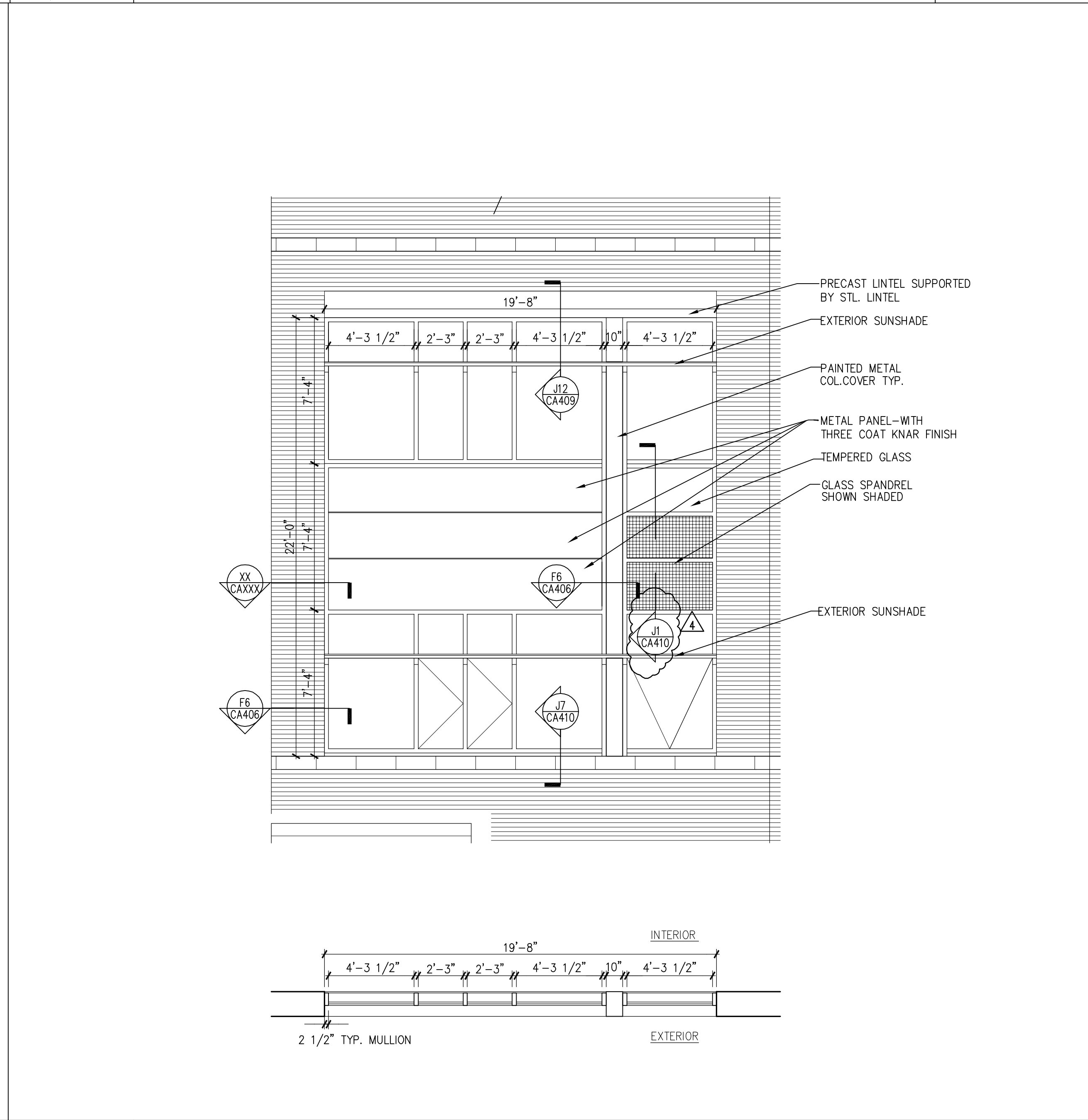


A4 ENLARGED ELEVATION

1/4"=1'-0"

CA201-J1

SMC_ELO1



A11 ENLARGED TYP. WINDOW ELEVATION & PLAN

1/4"=1'-0"

CA201-A1, CA202-A1

SMC_ELO2

4	GMP ADDENDUM #4	1/30/04
	GMP DOCUMENTS	1/19/04
no.	revisions/submissions	date

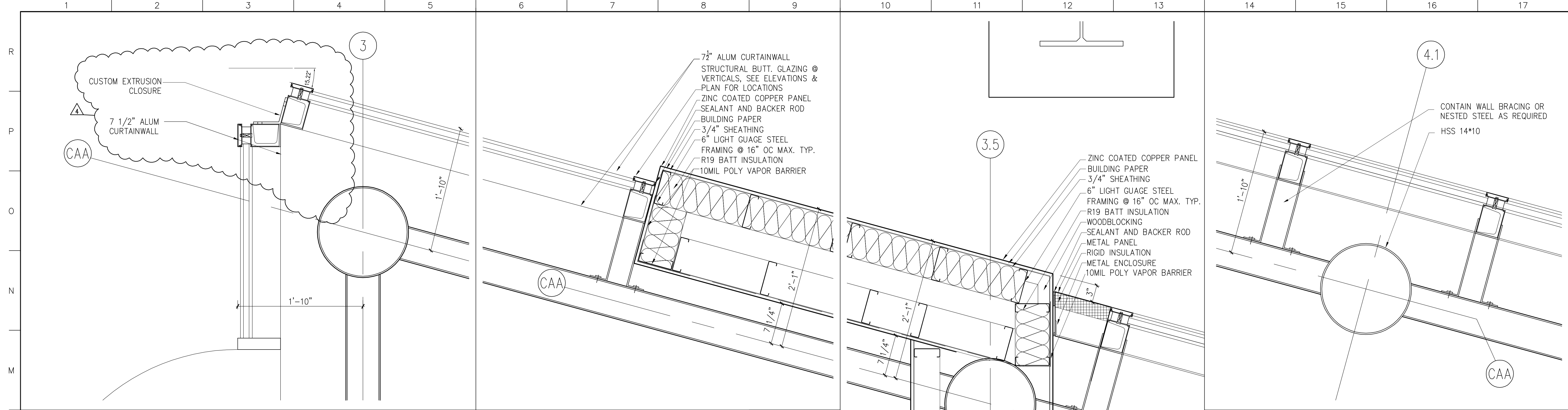
Einhorn Yaffee Prescott
Architecture & Engineering P.C.
24 School Street
Boston, MA 02108
Telephone 617 305 9800
Fax 617 305 9888
eyppae.com

EYP/

**UNIVERSITY OF SOUTHERN MAINE
COMMUNITY EDUCATION CENTER - PHASE 2
PORTLAND, MAINE**

drawing title
ENLARGED ELVATIONS

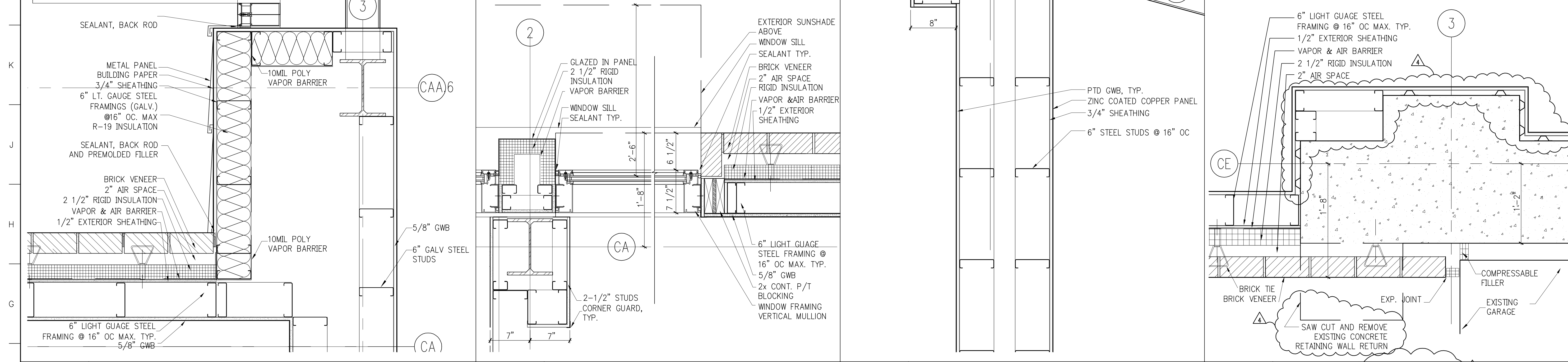
seal	designed by	project no.
	drawn by	CAD file no.
	checked by	drawing no.
	date	C-A404
	scale	AS NOTED



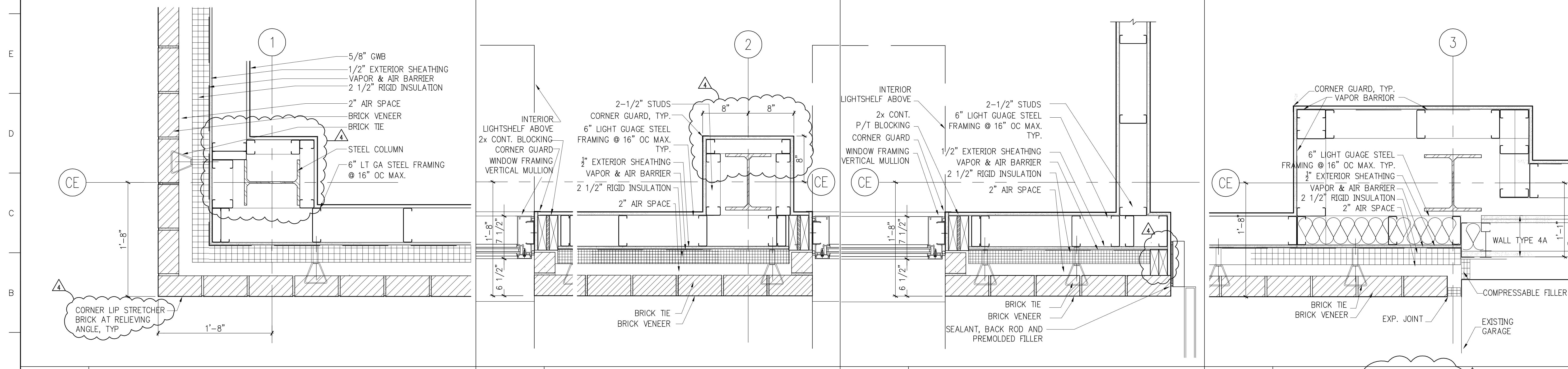
GENERAL NOTES:

IT IS THE RESPONSIBILITY OF THE CONTRACTOR TO ENGINEER AND PROVIDE SUPPORT (DEFLECTION) STEEL AS REQUIRED IN THE OVERALL WALL SYSTEM.

L1 DETAIL 1 1/2"=1'-0" C-A102, C-A103 SMC_CA406
L6 DETAIL 1 1/2"=1'-0" C-A102, C-A103 SMC_CA406
L14 DETAIL 1 1/2"=1'-0" C-A102, C-A103 SMC_CA406



F1 DETAIL 1 1/2"=1'-0" C-A102 SMC_CA406
F6 DETAIL 1 1/2"=1'-0" C-A102 SMC_CA406
F10 DETAIL 1 1/2"=1'-0" C-A102 SMC_CA406
F14 DETAIL @ ELEV. 37'-0" 1 1/2"=1'-0" C-A102 SMC_CA406



A1 DETAIL 1 1/2"=1'-0" C-A102, C-A103 SMC_CA406
A6 DETAIL 1 1/2"=1'-0" C-A102 SMC_CA406
A10 DETAIL 1 1/2"=1'-0" C-A102, C-A103 SMC_CA406
A14 DETAIL @ ELEV. 43'-2" 1 1/2"=1'-0" C-A102, C-A103 SMC_CA406

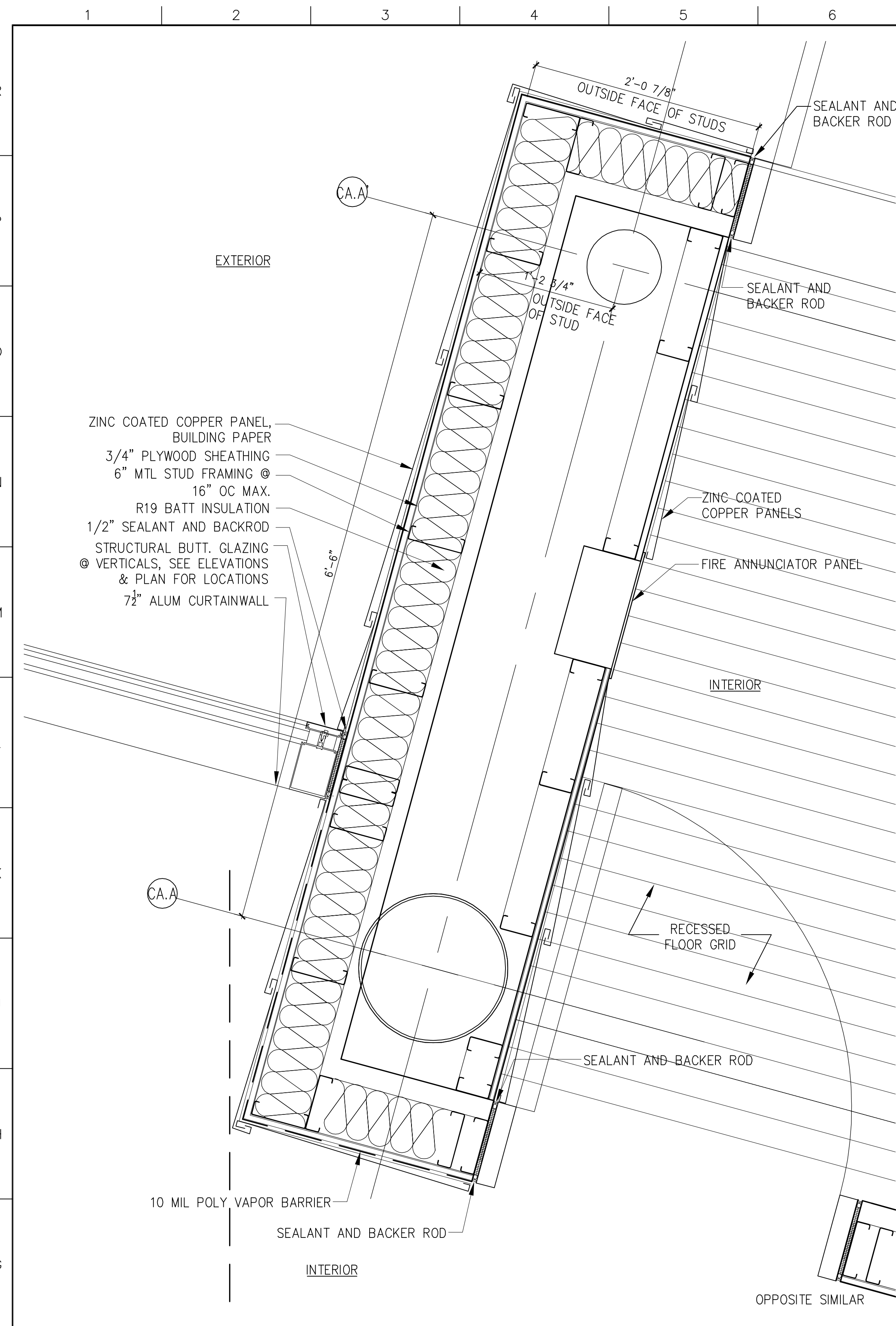
4	GMP ADDENDUM #4	1/30/04
	GMP DOCUMENTS	1/19/04
	no. revisions/submissions	date

Einhorn Yaffee Prescott
Architecture & Engineering P.C.
24 School Street
Boston, MA 02108
Telephone 617 305 9800
Fax 617 305 9888
eyppa.com

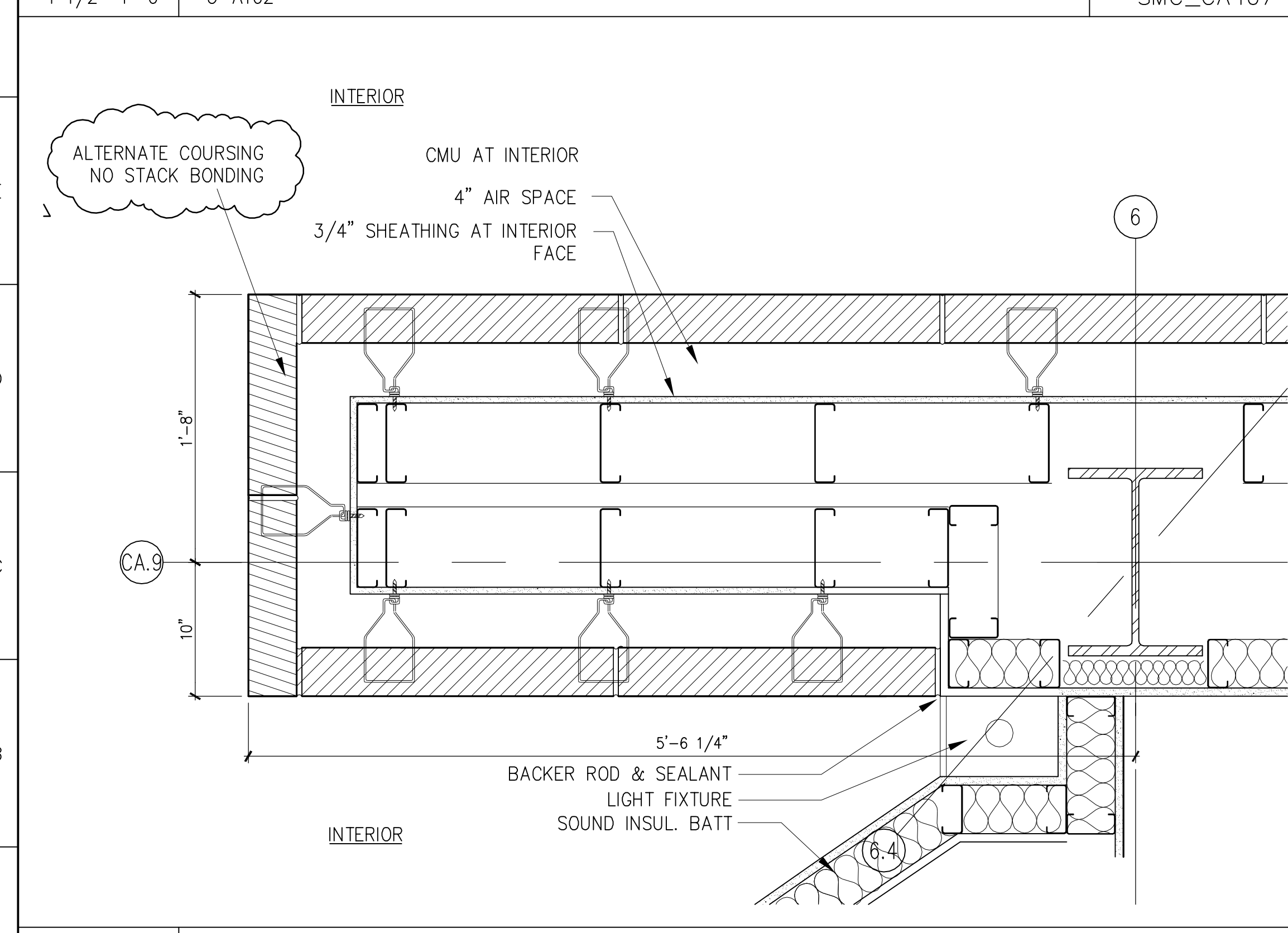
EYP/

**UNIVERSITY OF SOUTHERN MAINE
COMMUNITY EDUCATION CENTER - PHASE 2
PORTLAND, MAINE**

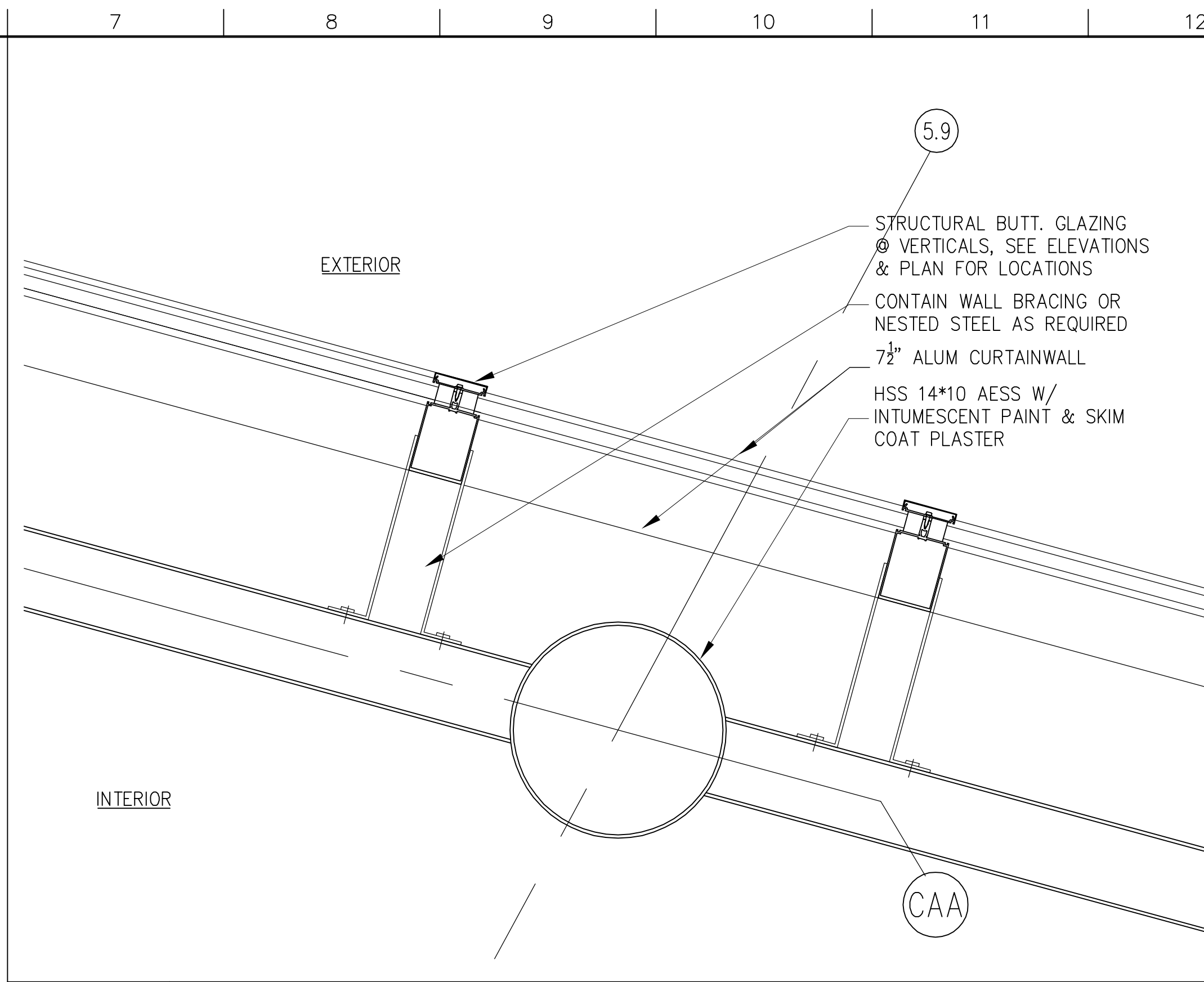
drawing title		EXTERIOR PLAN DETAILS	
seal	designed by	project no.	5001024.00
	drawn by	CAD file no.	
	checked by	drawing no.	C-A406
	date		1/19/2004
	scale		1 1/2" = 1'-0"



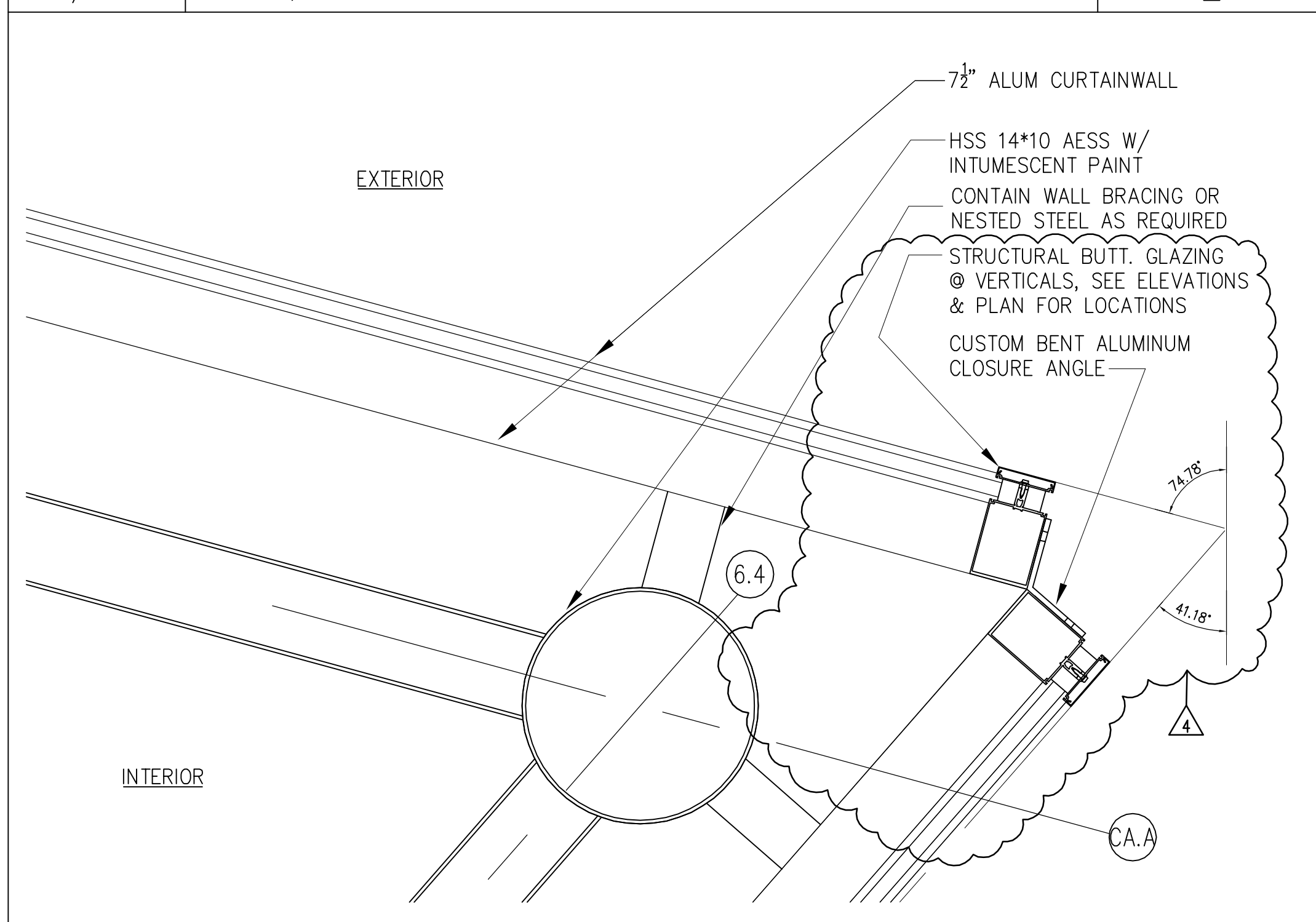
F1 DETAIL
 1 1/2"=1'-0" C-A102 SMC_CA407



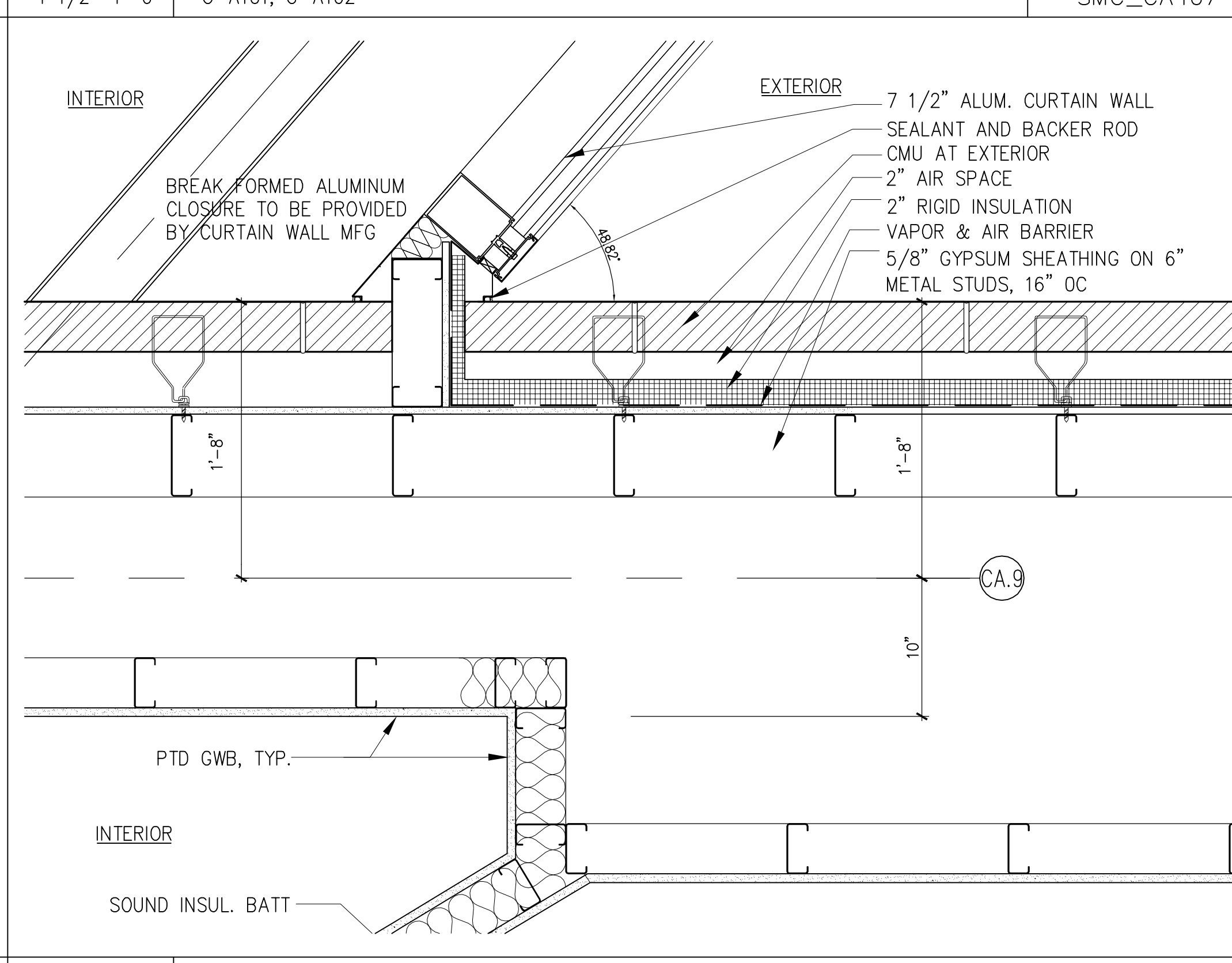
A1 DETAIL
 1 1/2"=1'-0" C-A102, C-A103 SMC_CA407



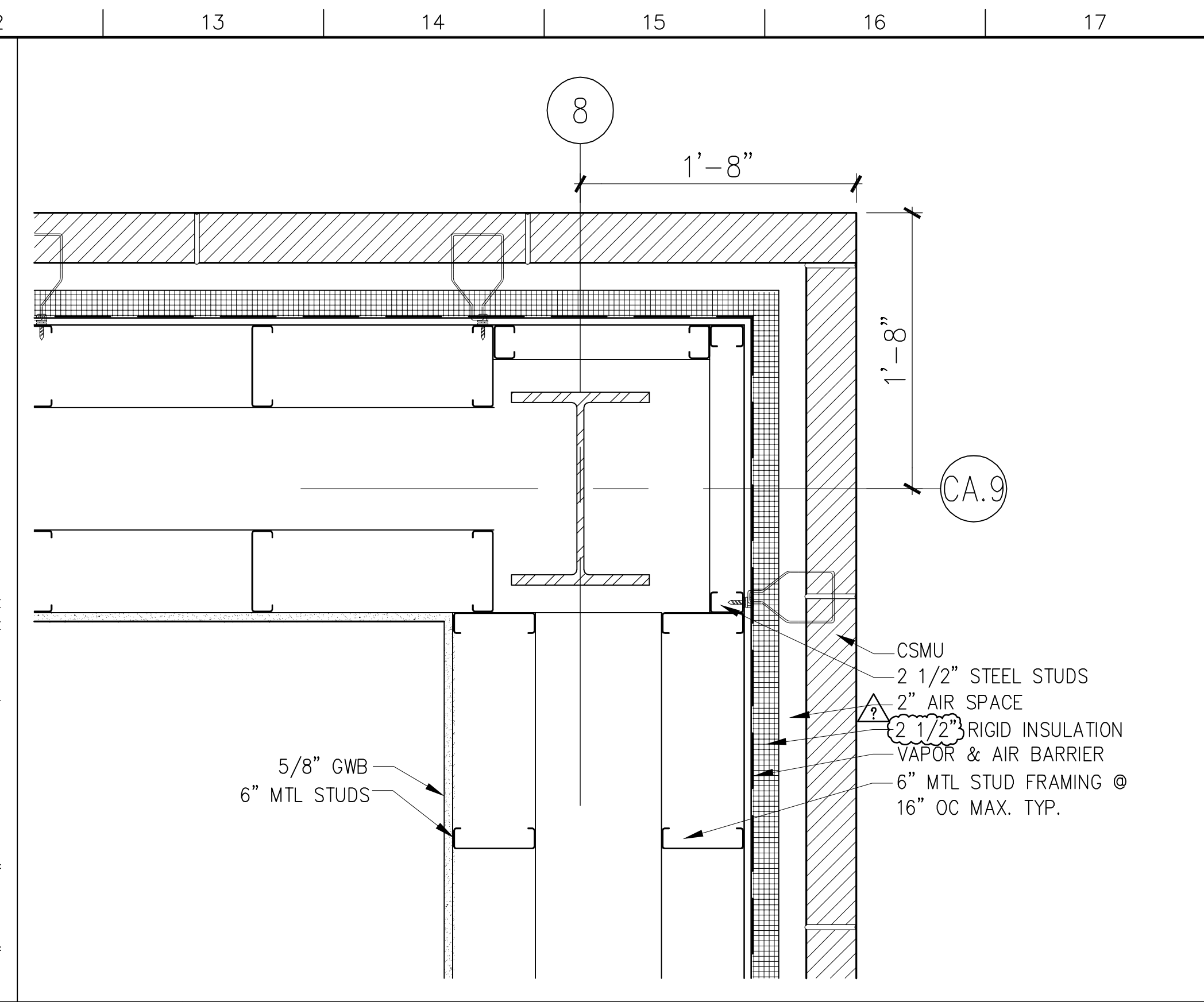
L7 DETAIL
 1 1/2"=1'-0" C-A102, C-A103 SMC_CA407



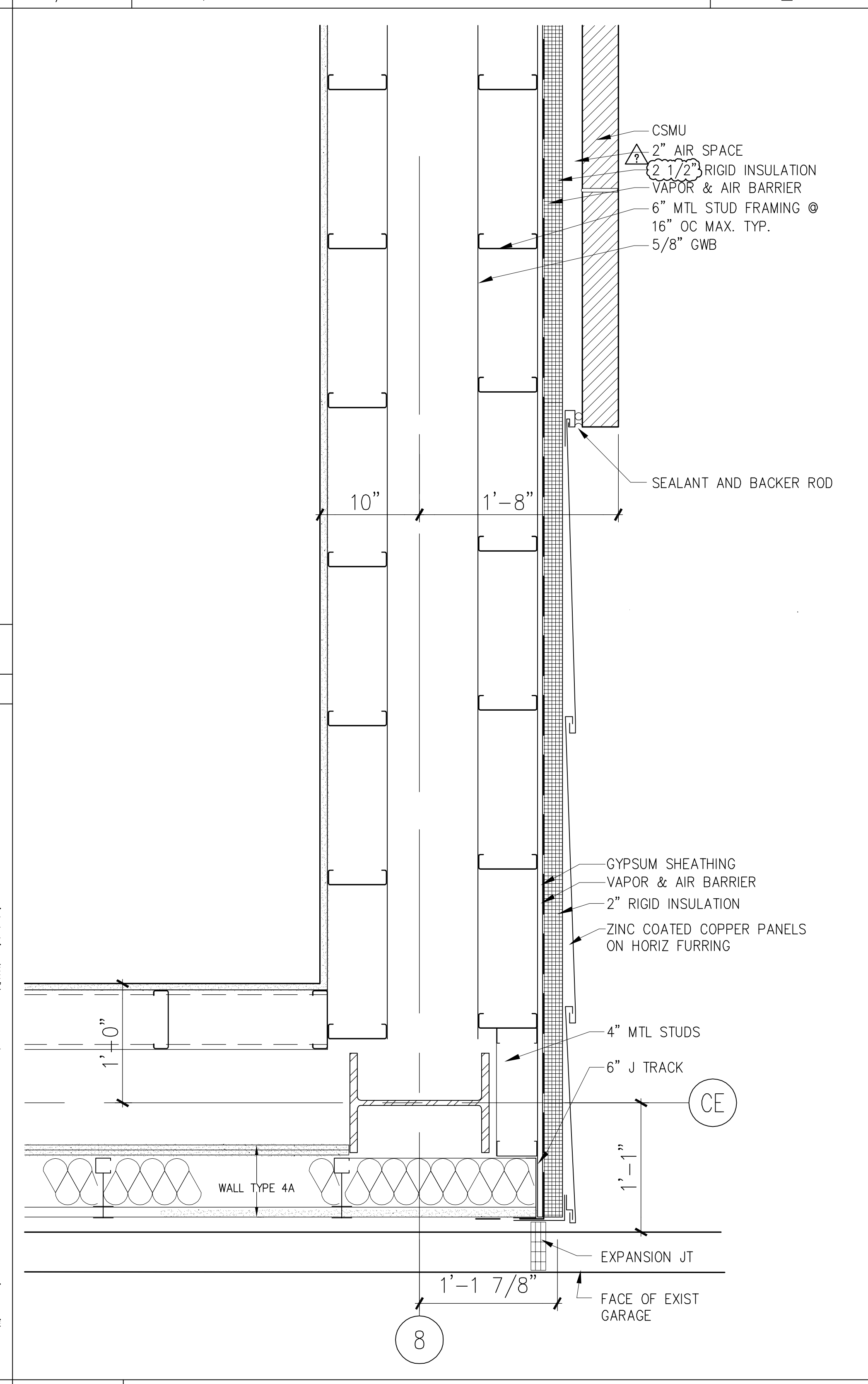
F7 DETAIL
 1 1/2"=1'-0" C-A101, C-A102 SMC_CA407



A7 DETAIL
 1 1/2"=1'-0" C-A102, C-A103 SMC_CA407



L12 DETAIL
 1 1/2"=1'-0" C-A102, C-A103 SMC_CA407



A12 DETAIL
 1 1/2"=1'-0" C-A102, C-A103 SMC_CA407

GENERAL NOTES:
 IT IS THE RESPONSIBILITY OF THE CONTRACTOR TO ENGINEER AND PROVIDE SUPPORT (DEFLECTION) STEEL AS REQUIRED IN THE OVERALL WALL SYSTEM.

4	GMP ADDENDUM #4	1/30/04
	GMP DOCUMENTS	1/19/04
	no. revisions/submissions	date

Einhorn Yaffee Prescott
 Architecture & Engineering P.C.
 24 School Street
 Boston, MA 02108
 Telephone 617 305 9800
 Fax 617 305 9888
 eypae.com

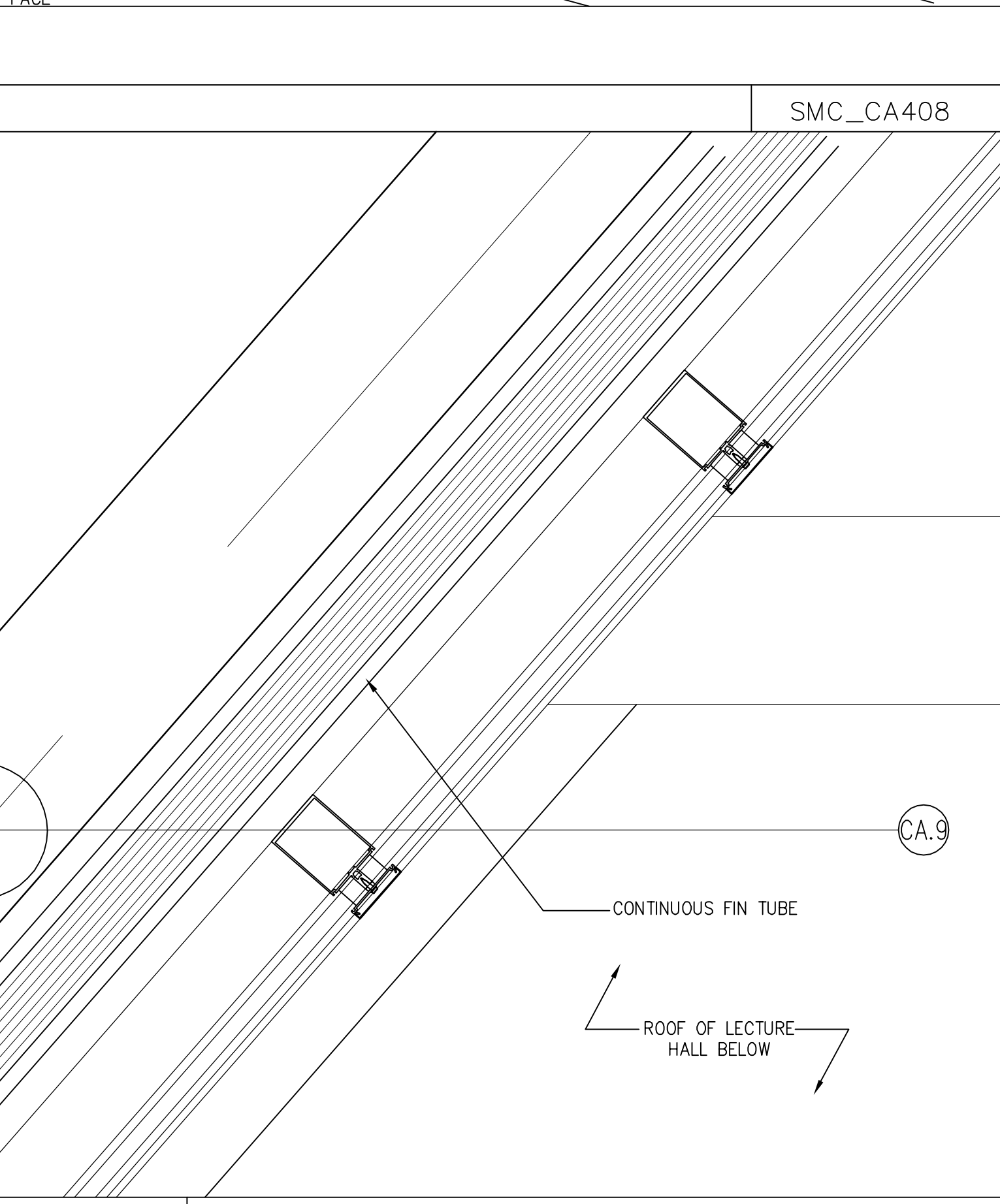
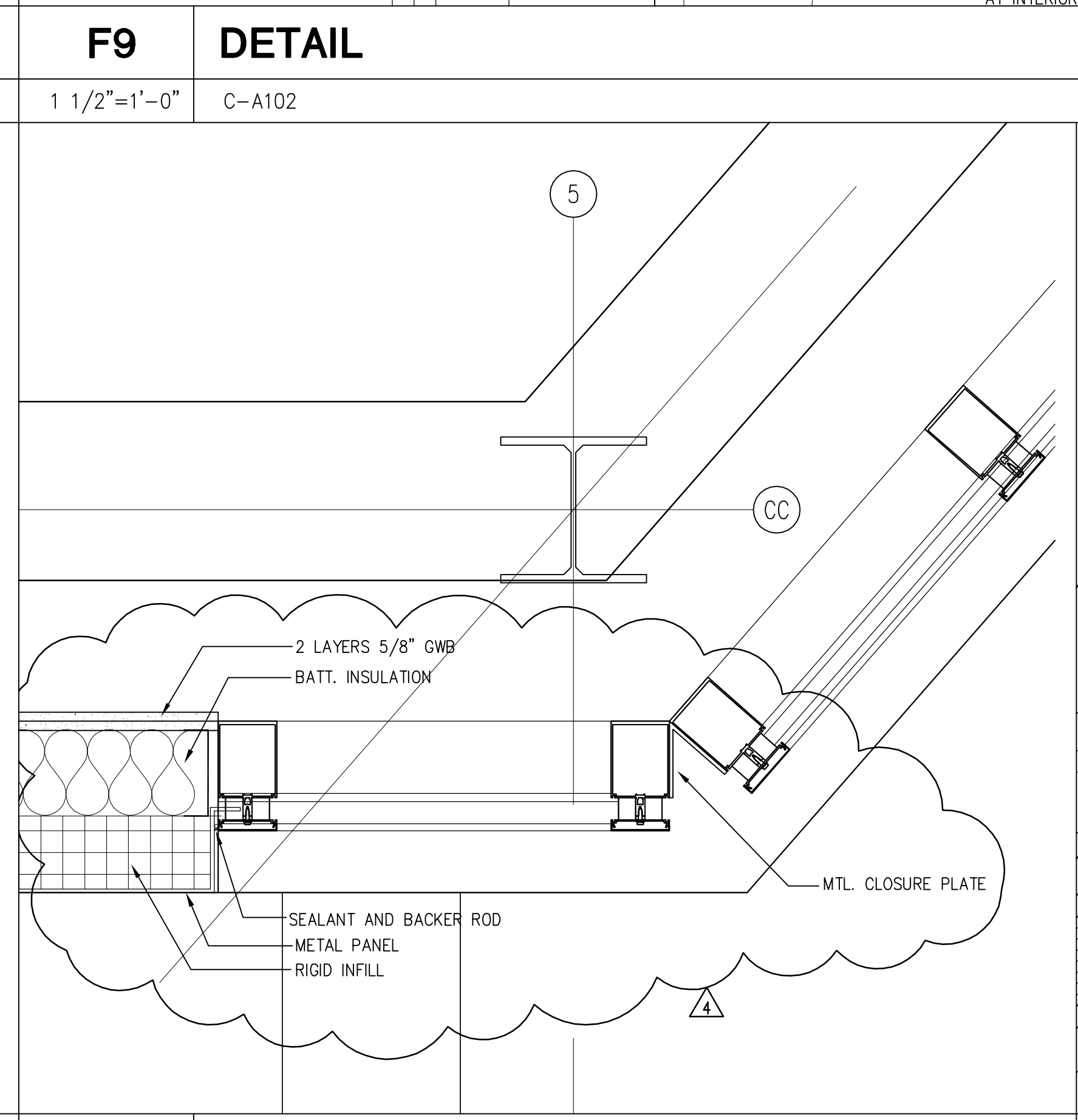
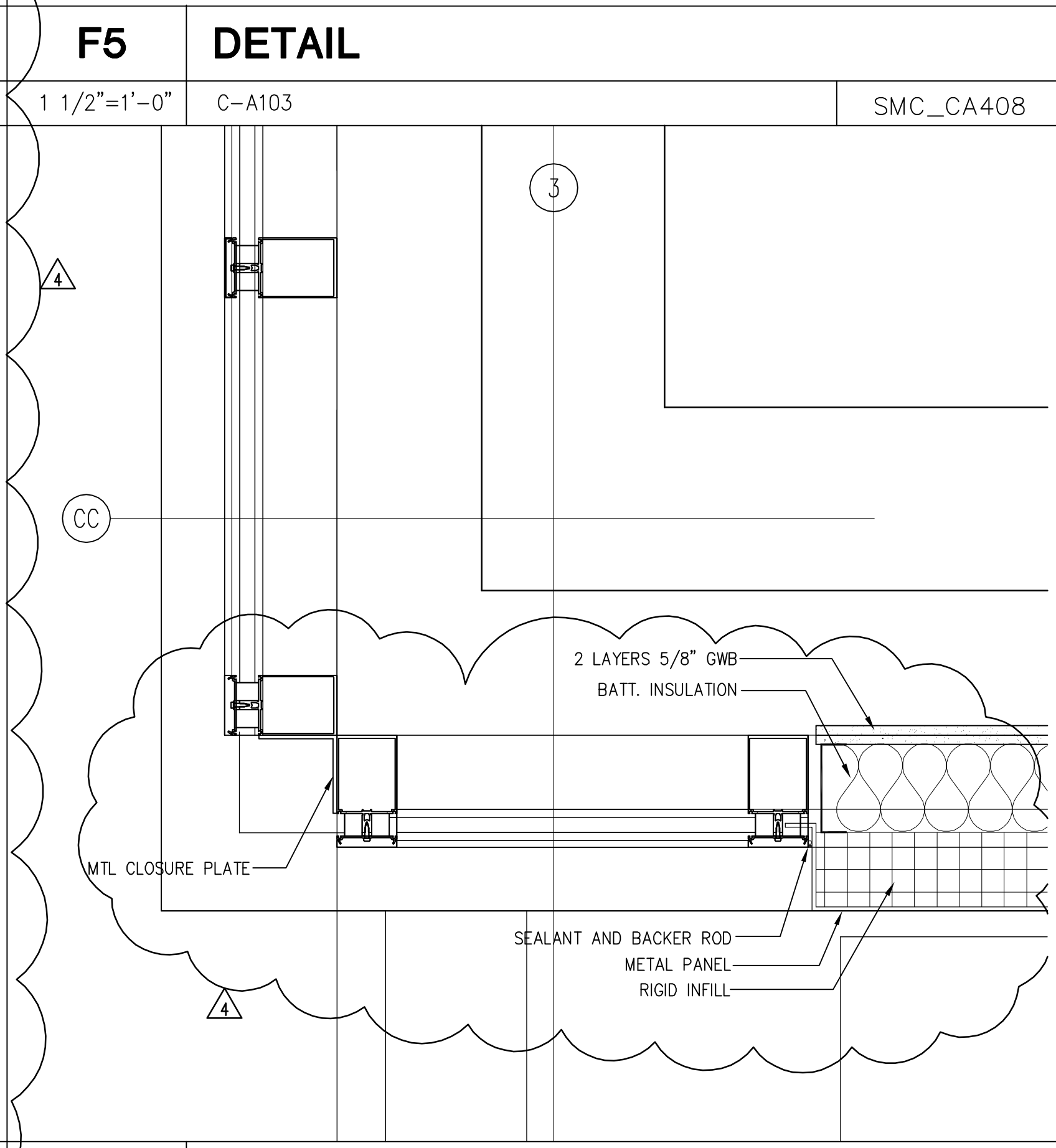
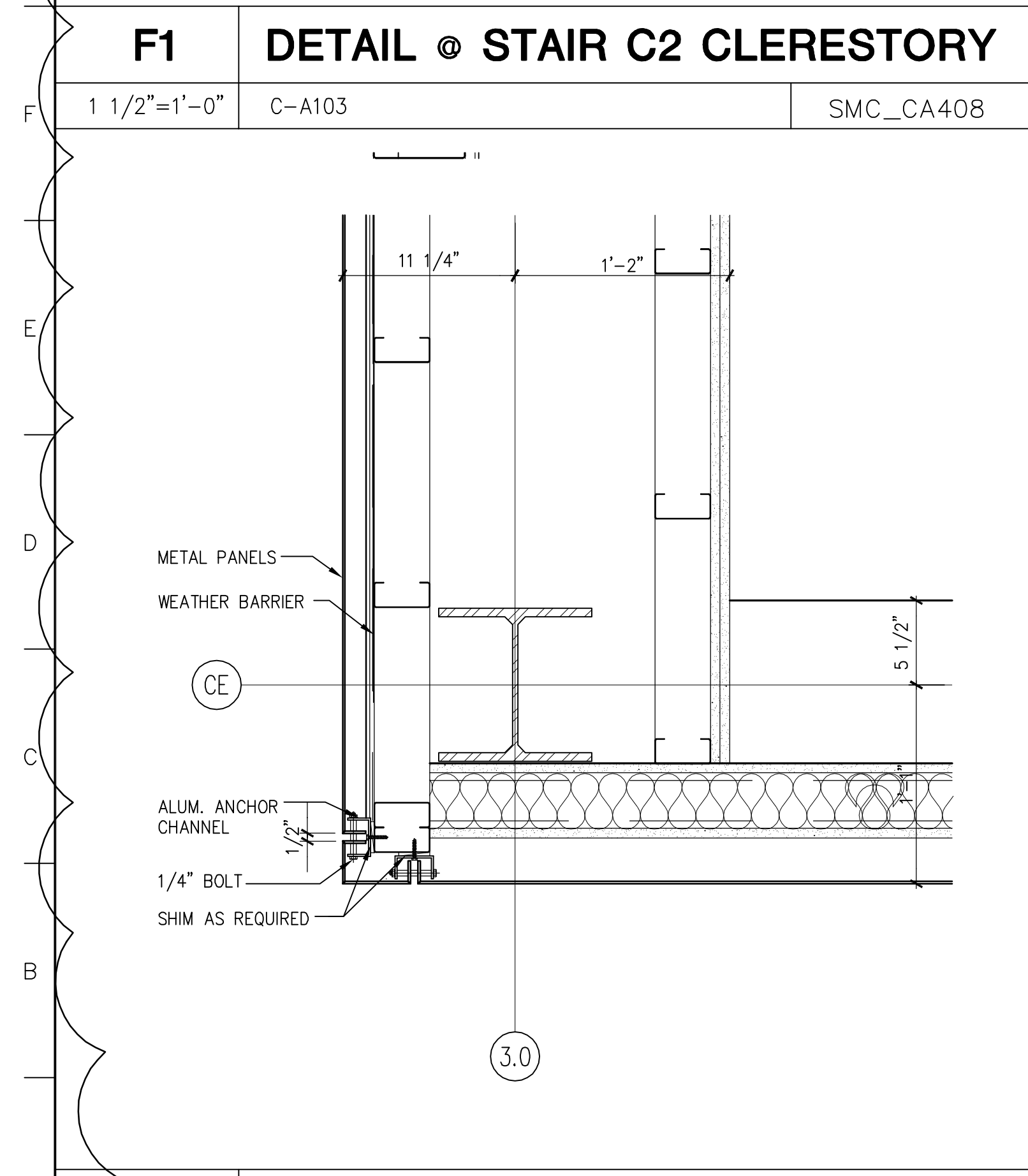
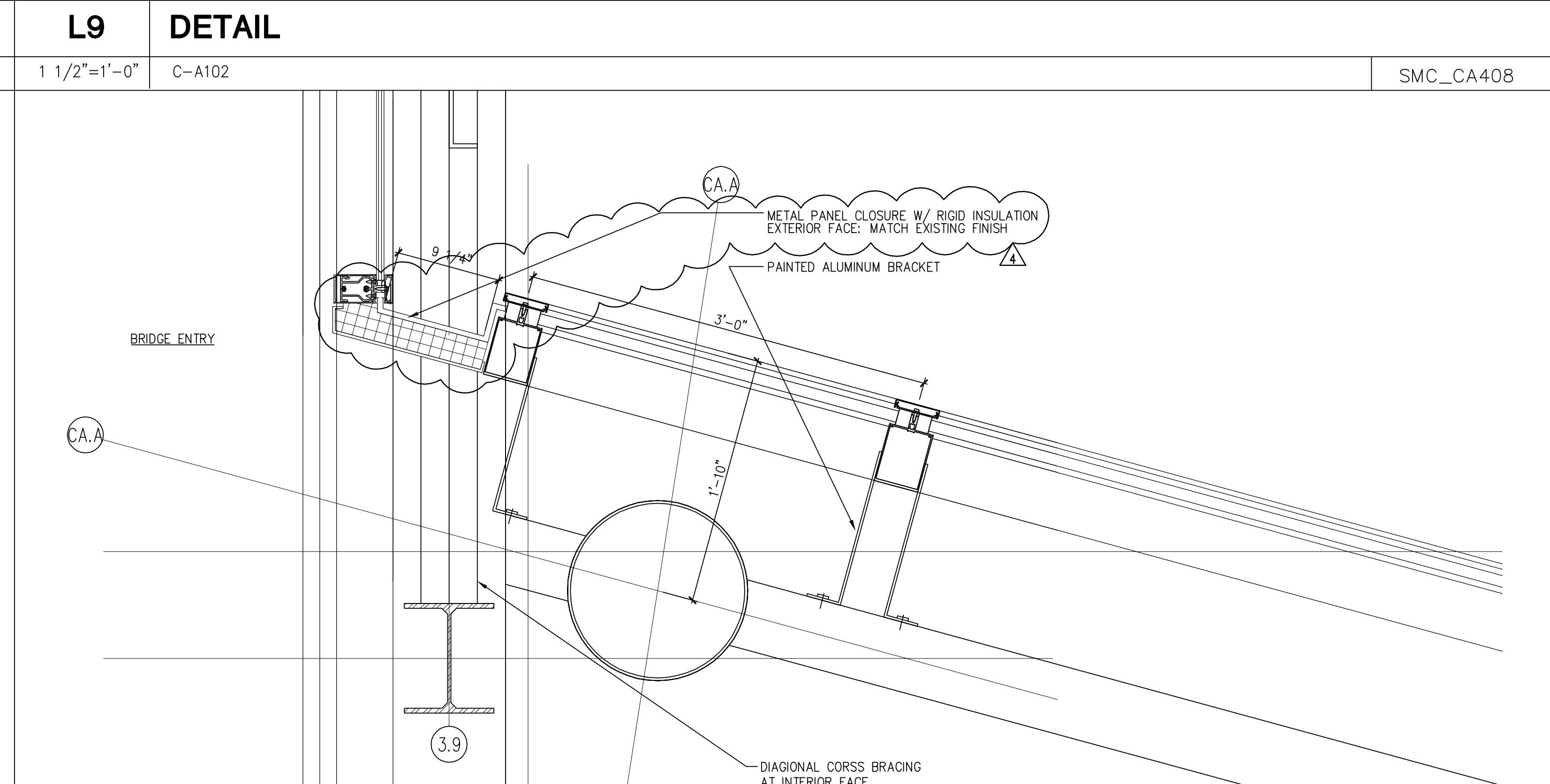
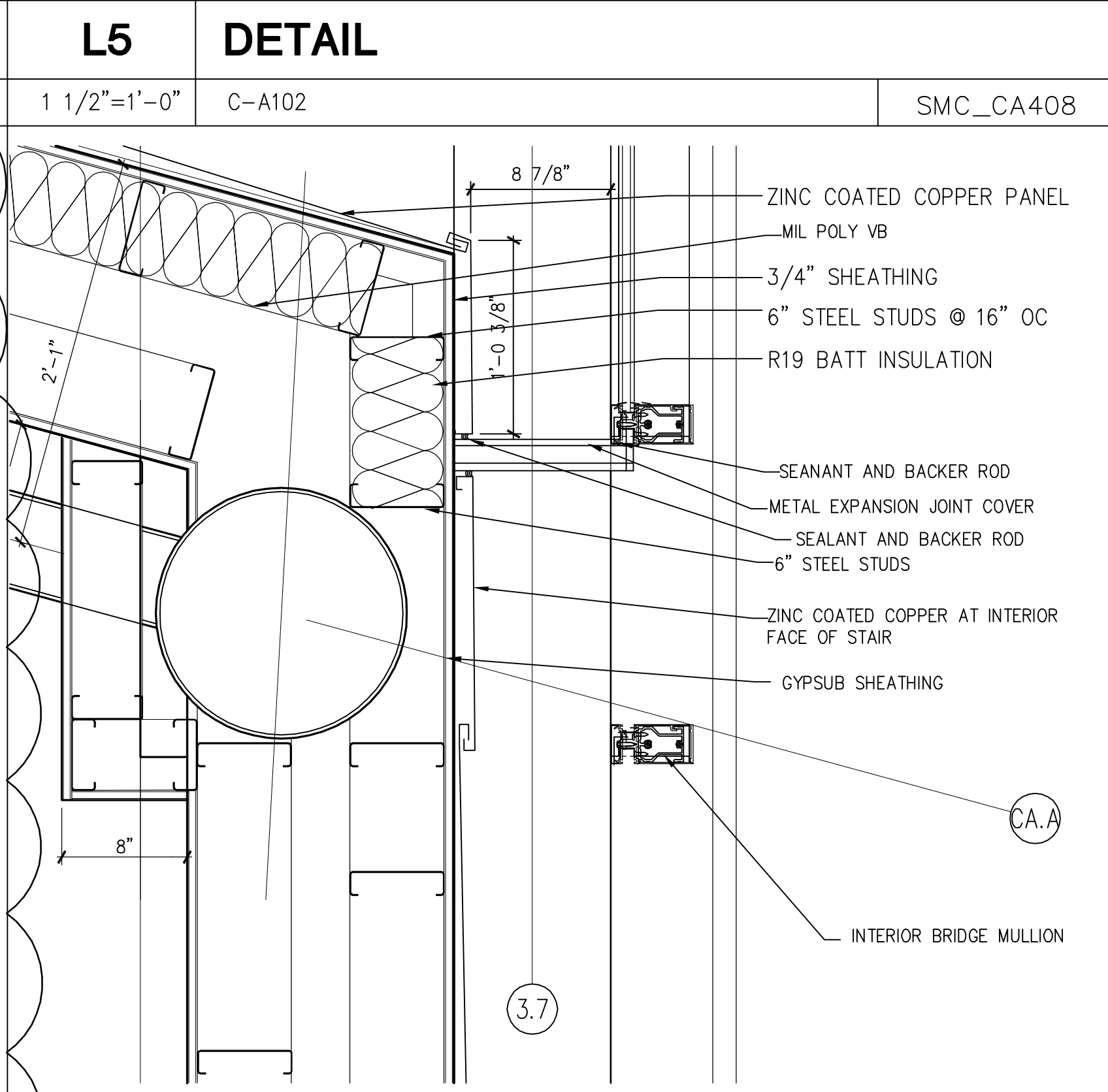
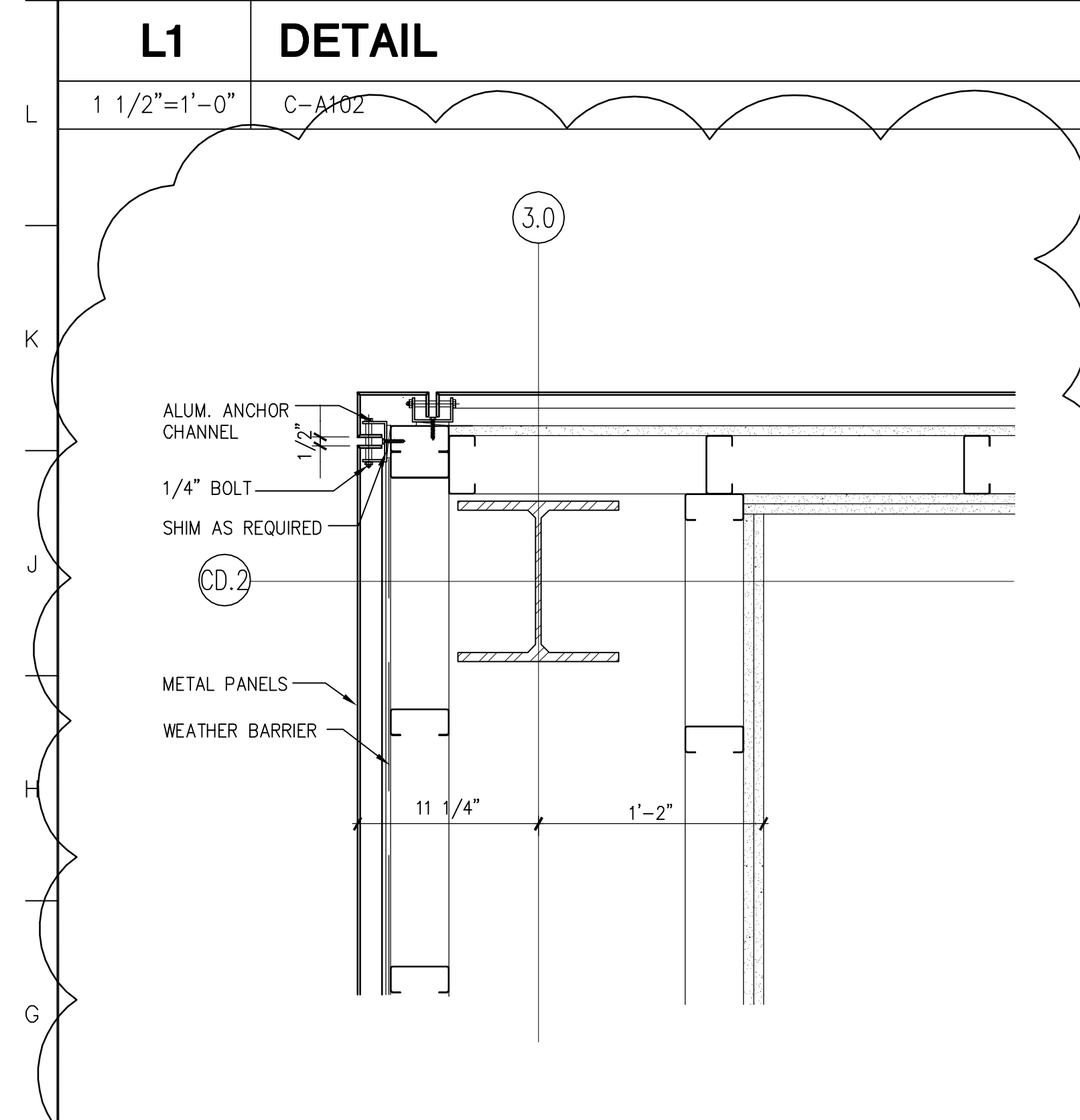
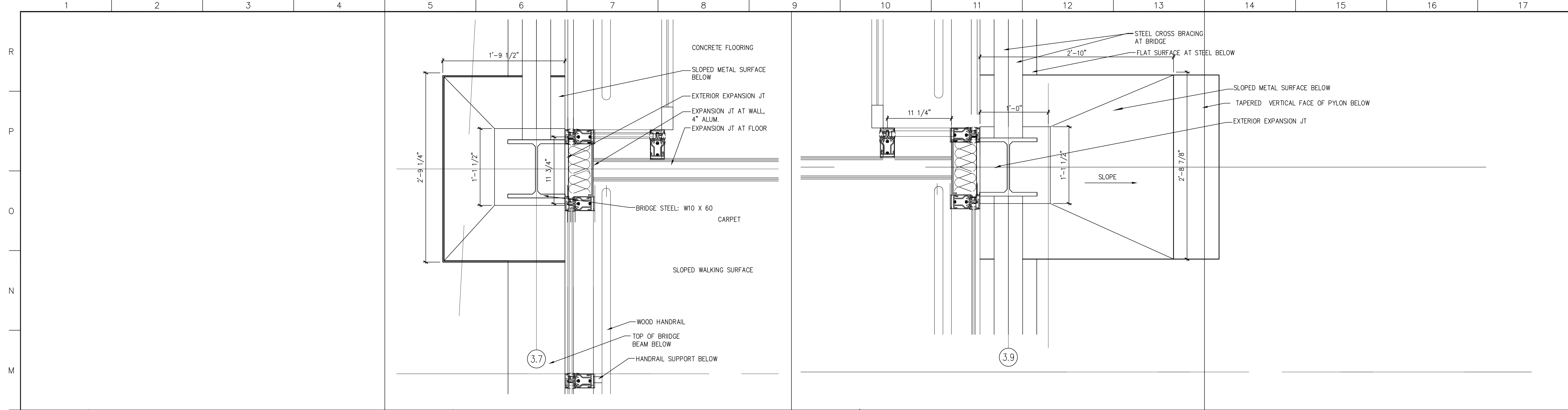
EYP/

**UNIVERSITY OF SOUTHERN MAINE
 COMMUNITY EDUCATION CENTER - PHASE 2
 PORTLAND, MAINE**

drawing title
EXTERIOR PLAN DETAILS

seal	designed by	project no.	5001024.00
	drawn by	CAD file no.	
	checked by	drawing no.	
	date		1/19/2004
	scale		1 1/2" = 1'-0"

C-A407



A1 DETAIL @ STAIR C2 CLERESTORY
 1 1/2"=1'-0" C-A103 SMC_CA408

A5 DETAIL
 1 1/2"=1'-0" C-A103 SMC_CA408

A9 DETAIL
 1 1/2"=1'-0" C-A103 SMC_CA408

A14 DETAIL
 1 1/2"=1'-0" C-A103 SMC_CA408

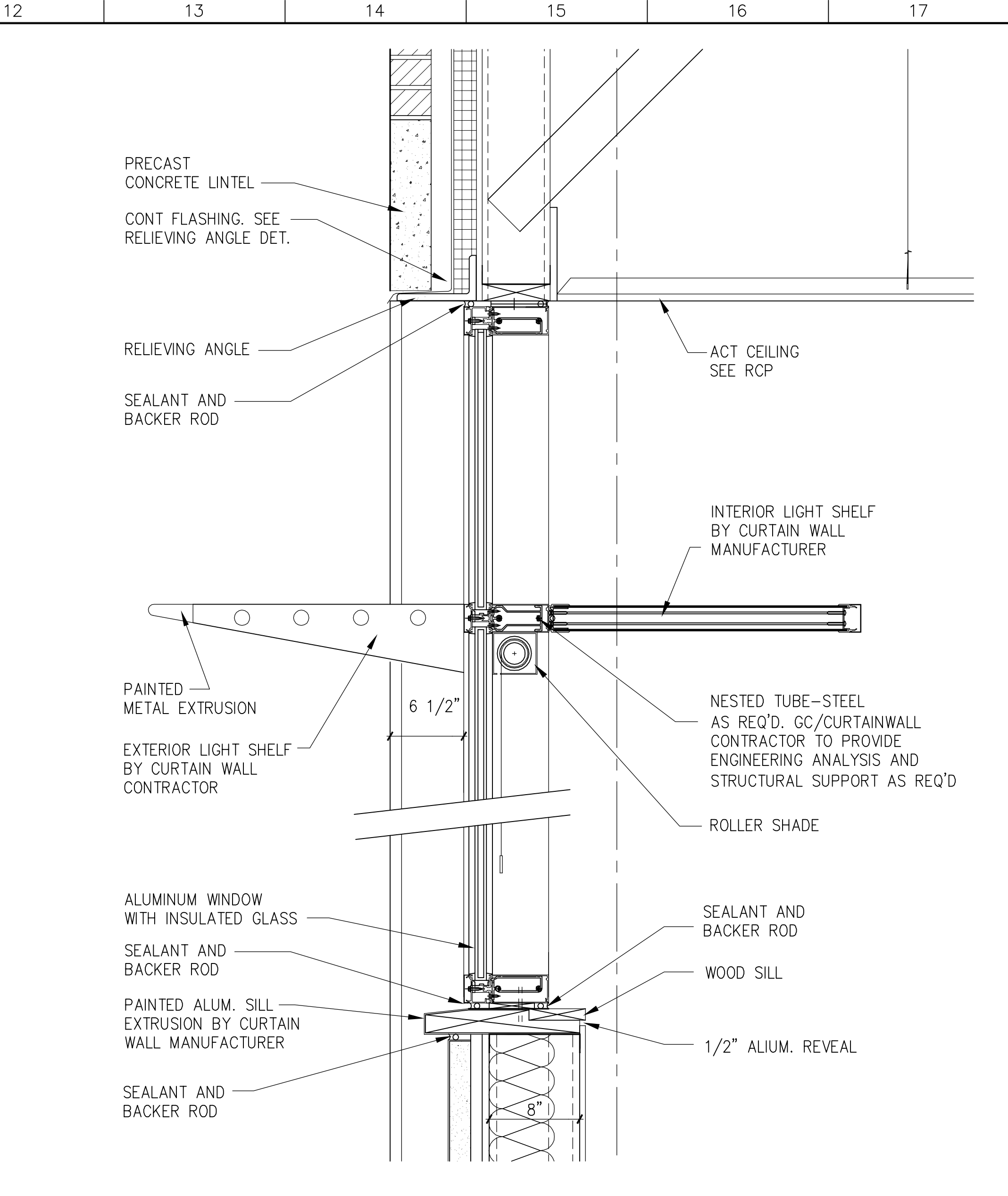
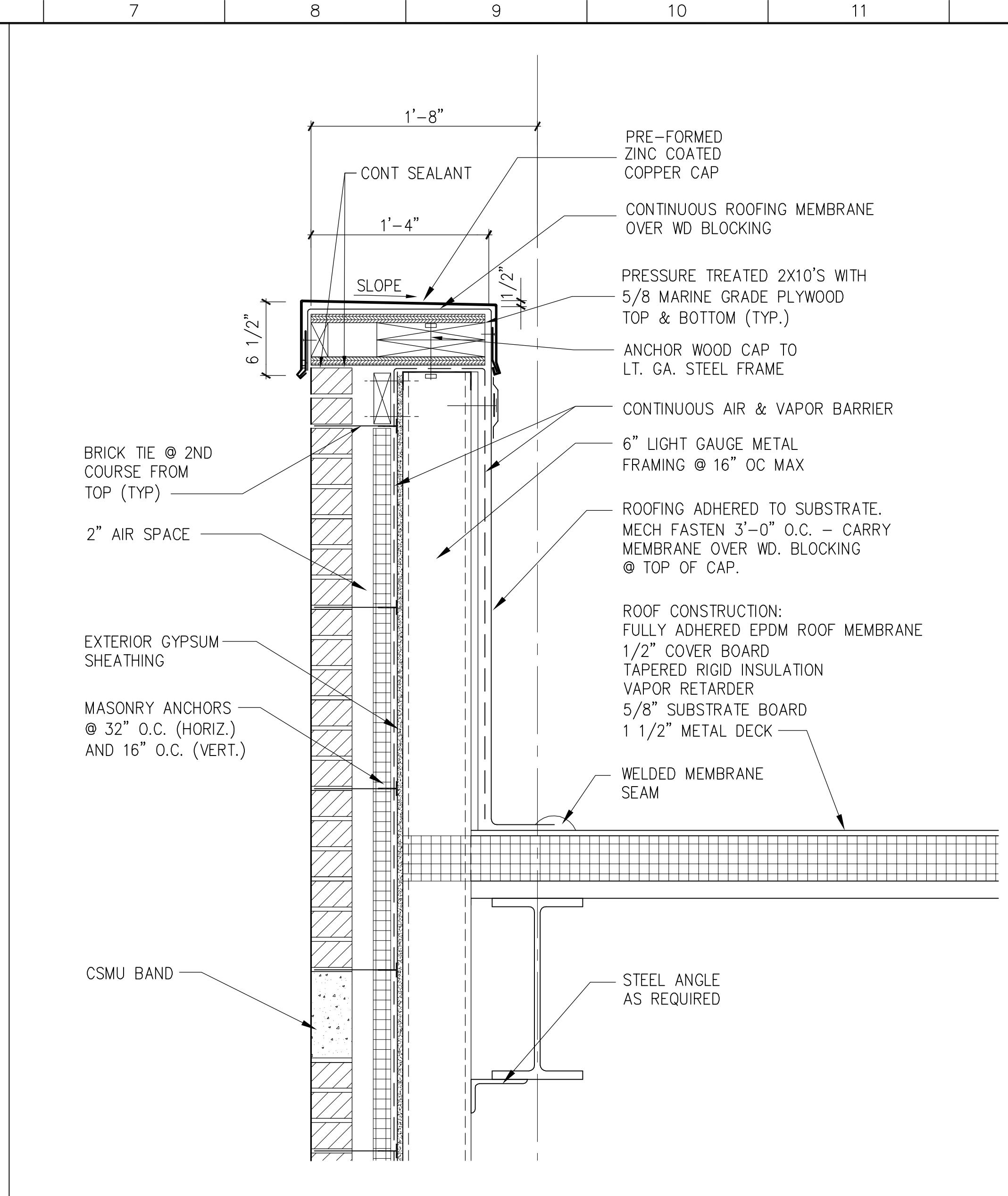
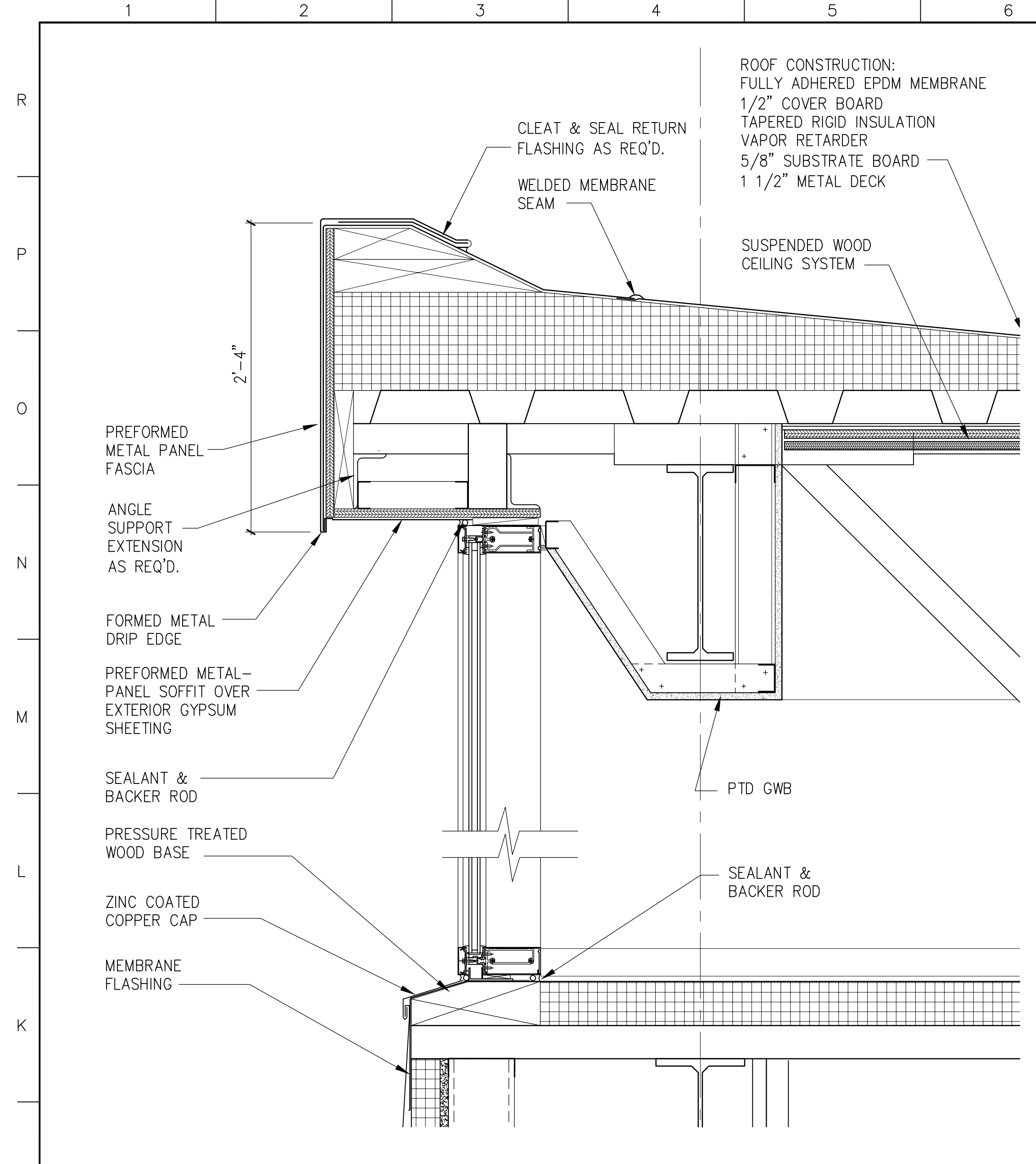
4	GMP ADDENDUM #4	1/30/04
	GMP DOCUMENTS	1/19/04
	no. revisions/submissions	date

Einhorn Yaffee Prescott
 Architecture & Engineering P.C.
 24 School Street
 Boston, MA 02108
 Telephone 617 305 9800
 Fax 617 305 9888
 eypae.com

EYP/

**UNIVERSITY OF SOUTHERN MAINE
 COMMUNITY EDUCATION CENTER - PHASE 2
 PORTLAND, MAINE**

drawing title		EXTERIOR WALL DETAILS	
seal	designed by	project no.	5001024.00
	drawn by	CAD file no.	
	checked by	drawing no.	
	date		
	1/19/2004		
	scale		
	1/2" = 1'-0"		
		C-A408	



J1 WALL DETAIL

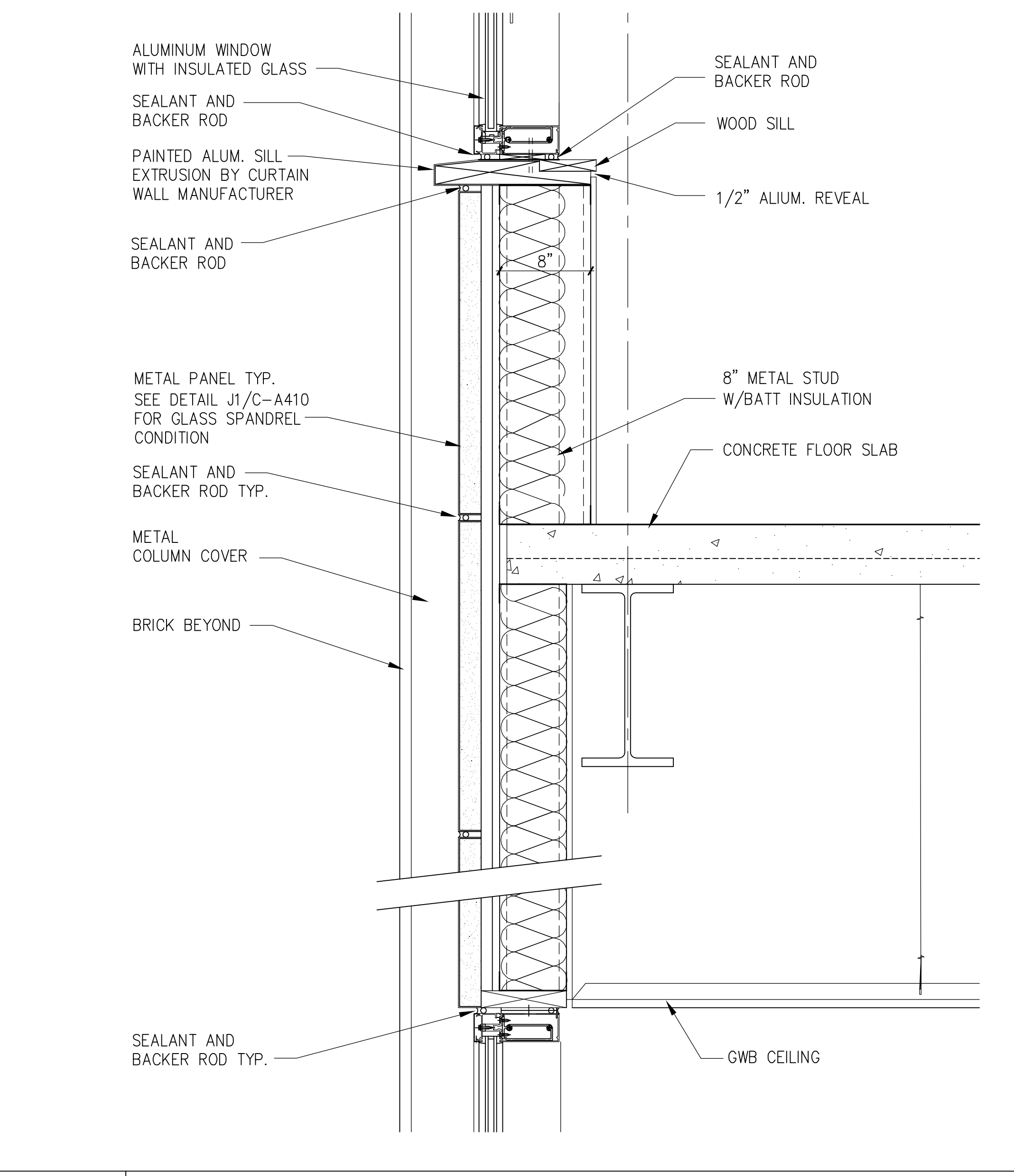
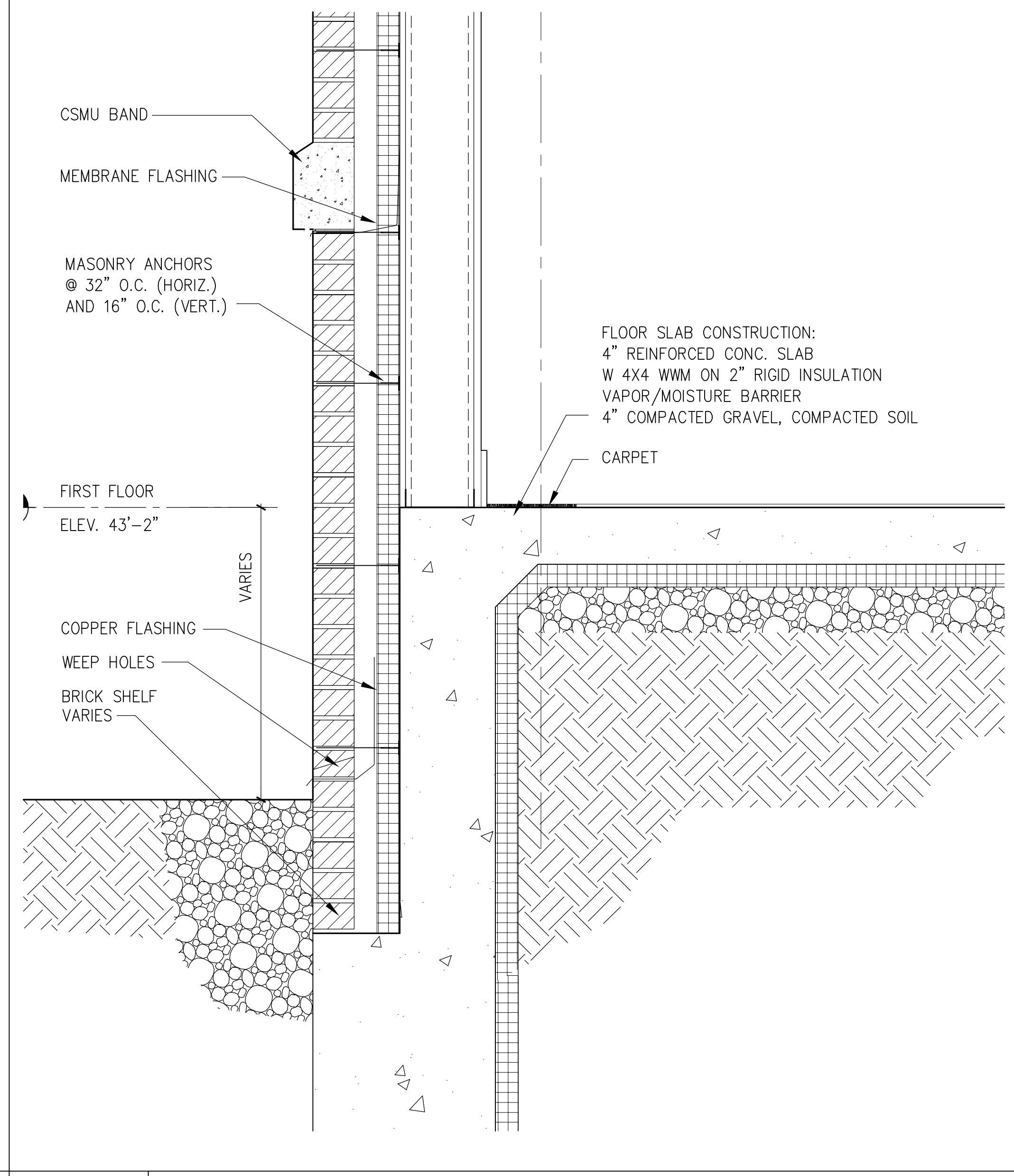
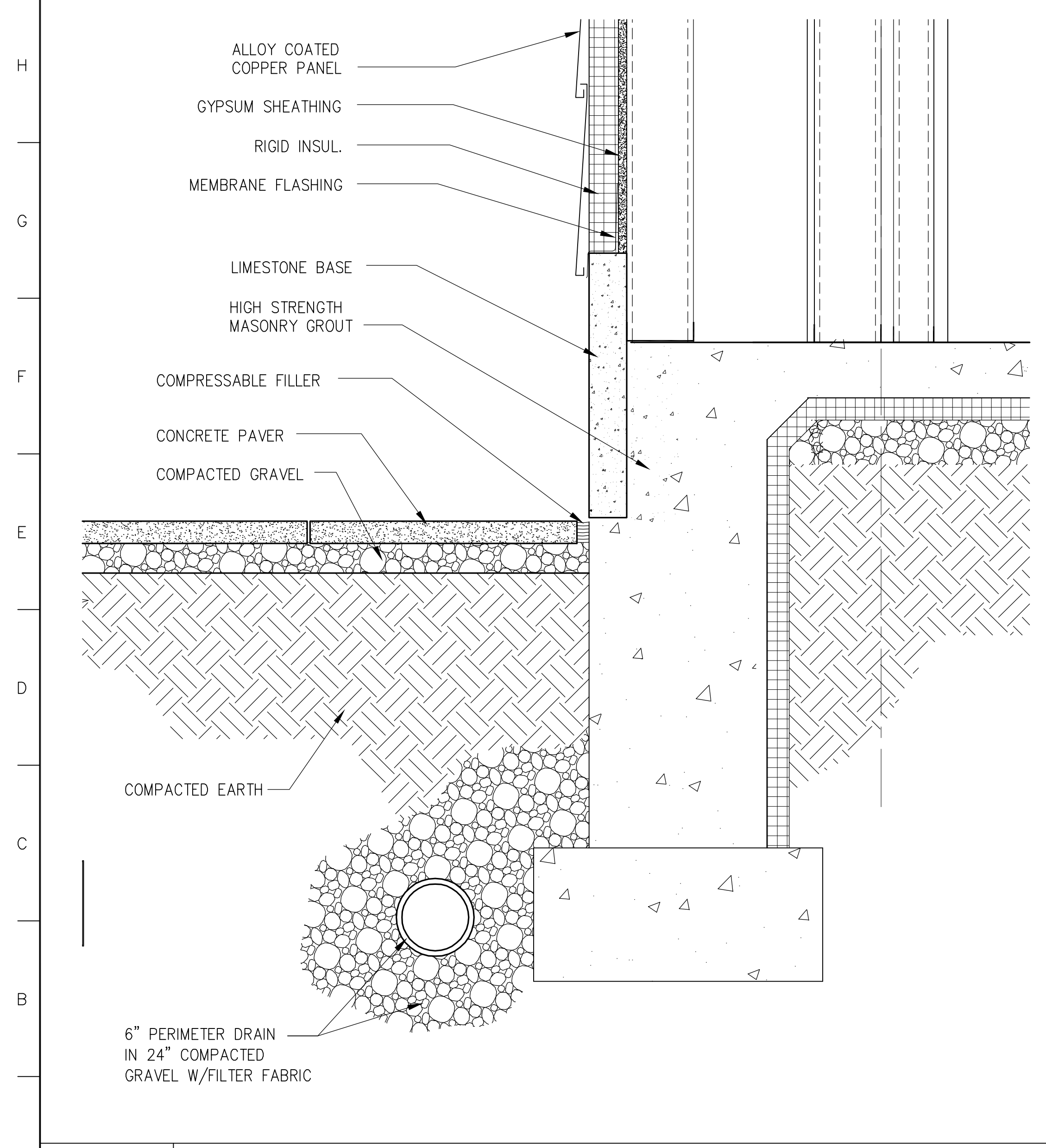
J7 WALL DETAIL

J12 WALL DETAIL

1 1/2"=1'-0" A301 - A1 SMC_CA409

1 1/2"=1'-0" A301 - A7 SMC_CA409

1 1/2"=1'-0" A301 - A12 SMC_CA409



A1 WALL DETAIL

A7 WALL DETAIL

A12 WALL DETAIL

1 1/2"=1'-0" A301 - A1 SMC_CA409

1 1/2"=1'-0" A301 - A7 SMC_CA409

1 1/2"=1'-0" A301 - A12 SMC_CA409

GMP DOCUMENTS	1/19/04
no. revisions/submissions	date

Einhorn Yaffee Prescott
Architecture & Engineering P.C.
24 School Street
Boston, MA 02108
Telephone 617 305 9800
Fax 617 305 9888
eyppae.com

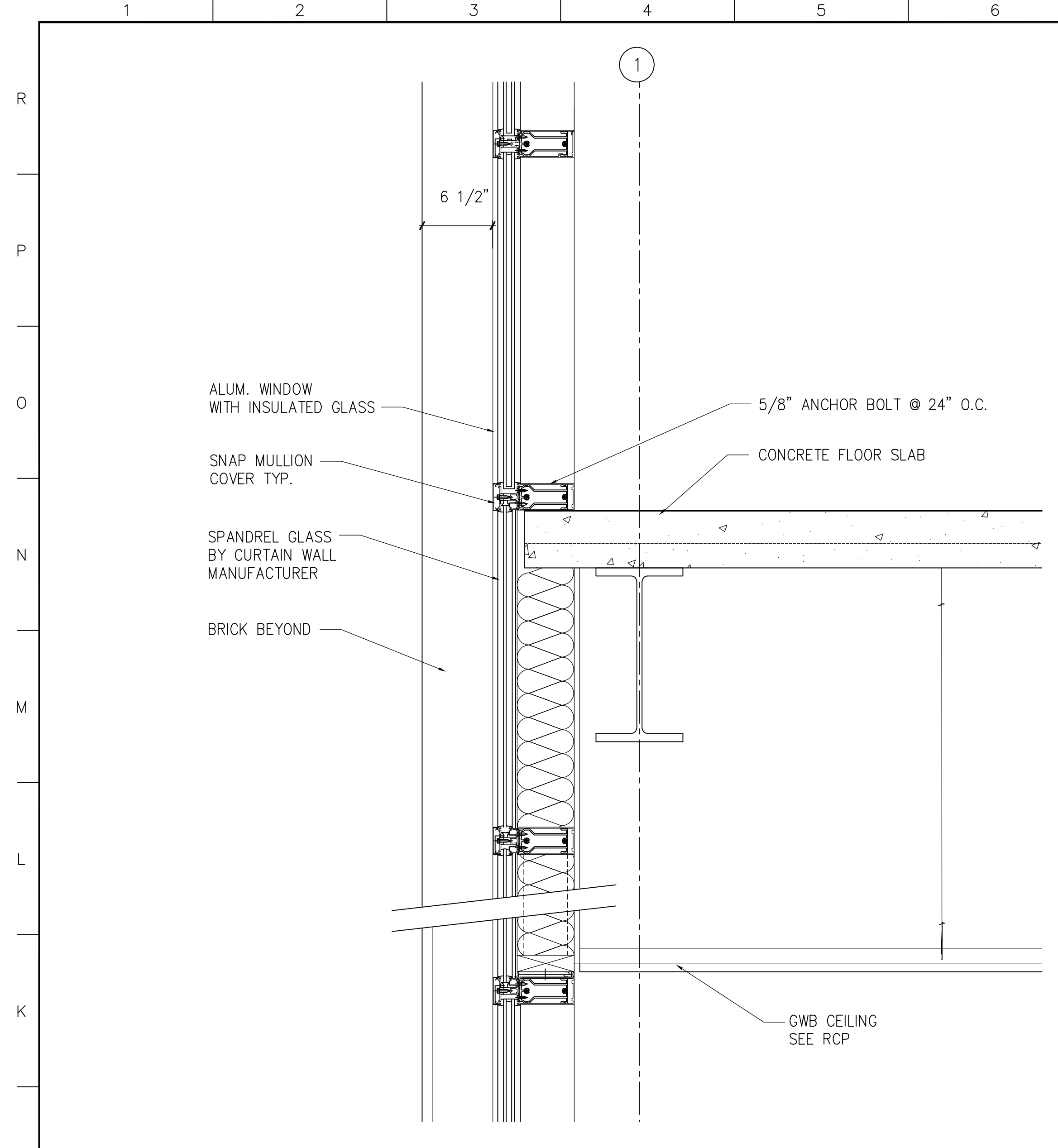
EYP/

**UNIVERSITY OF SOUTHERN MAINE
COMMUNITY EDUCATION CENTER - PHASE 2
PORTLAND, MAINE**

drawing title
EXTERIOR WALL DETAILS

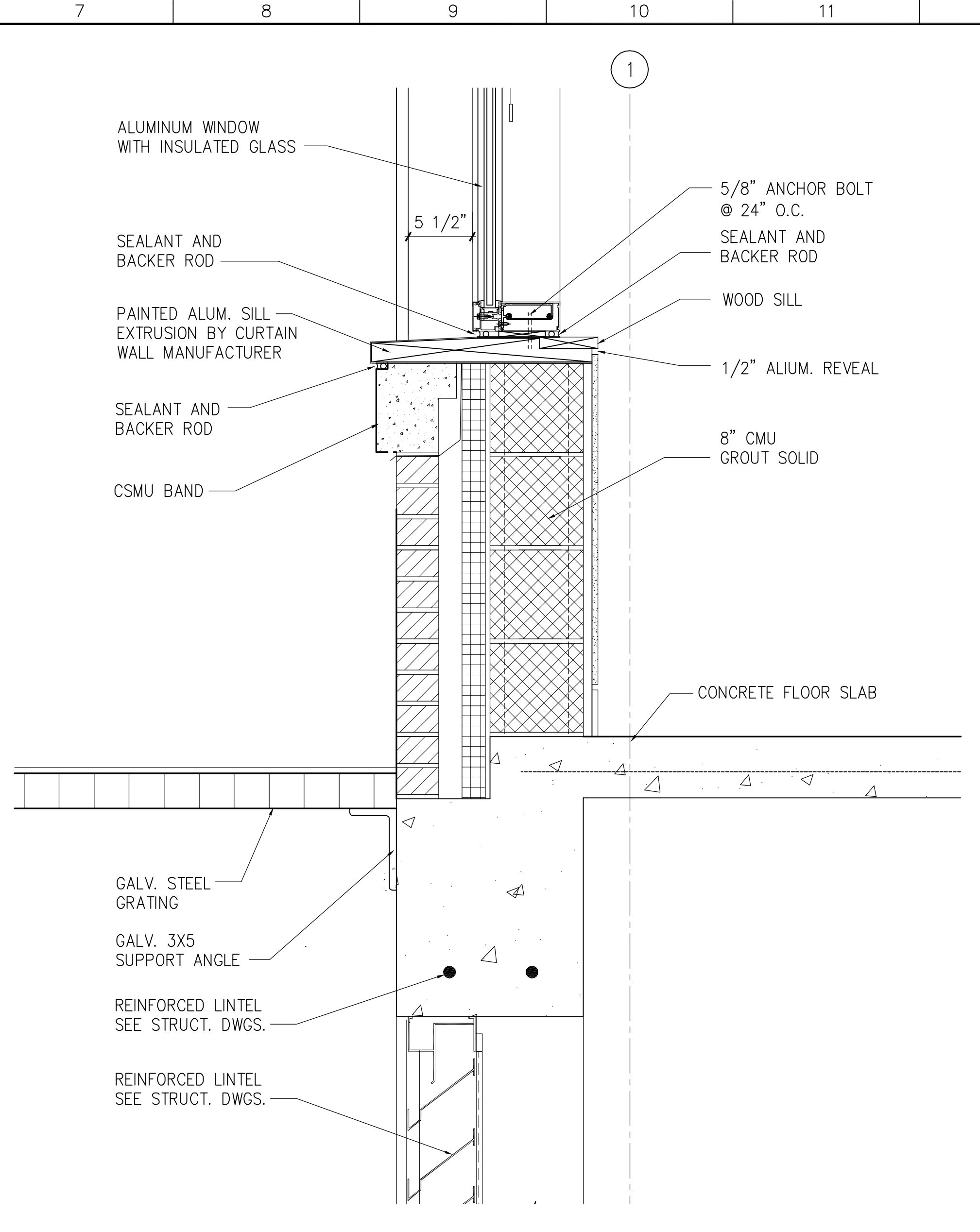
seal	designed by AR	project no. 5001024.00
	drawn by AR, YL, MJT	CAD file no.
	checked by	drawing no.

date 1/19/2004
scale 1 1/2"=1'-0"
C-A409



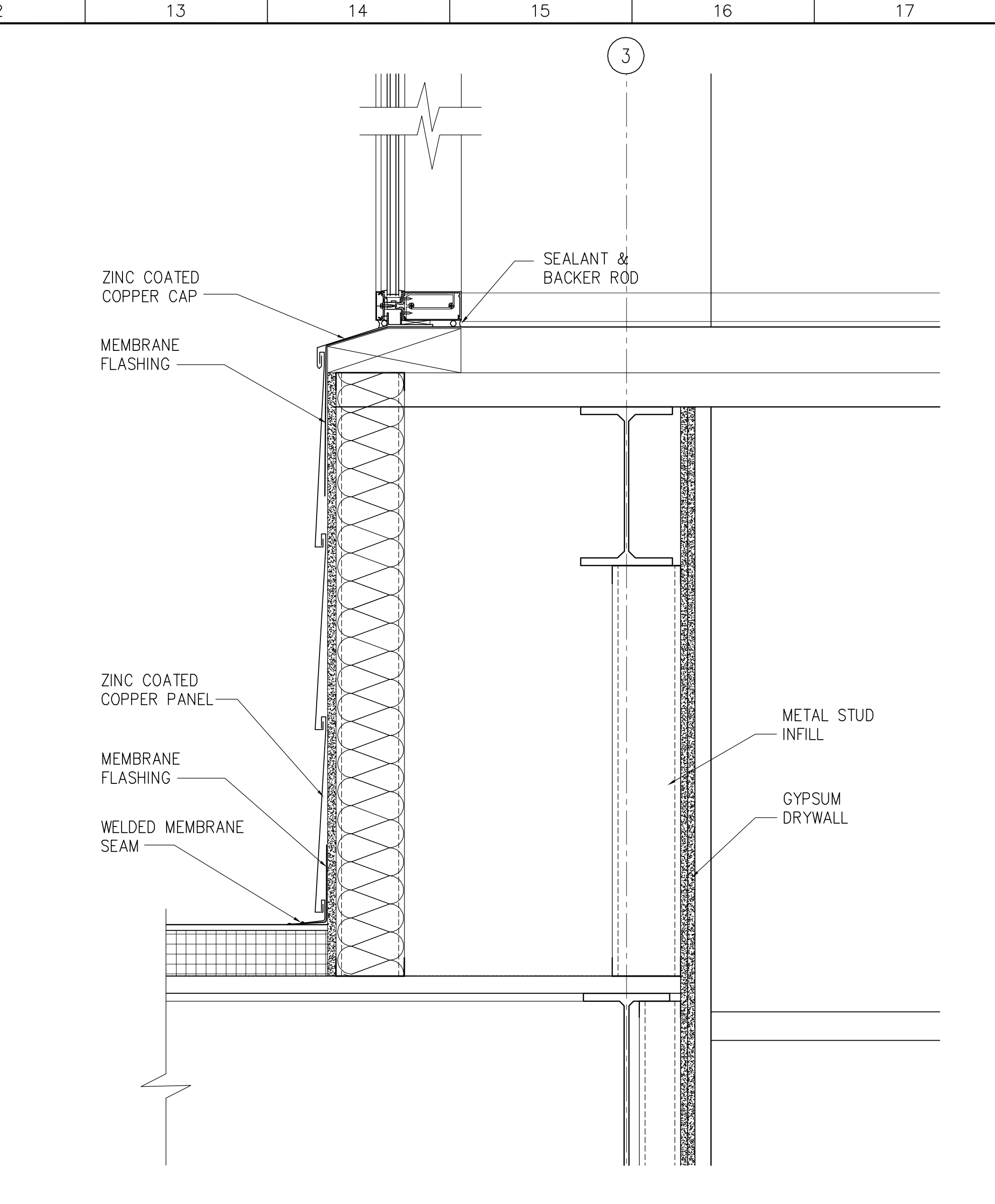
J1 WALL DETAIL

1 1/2"=1'-0" A301 - A12 SMC_CA410



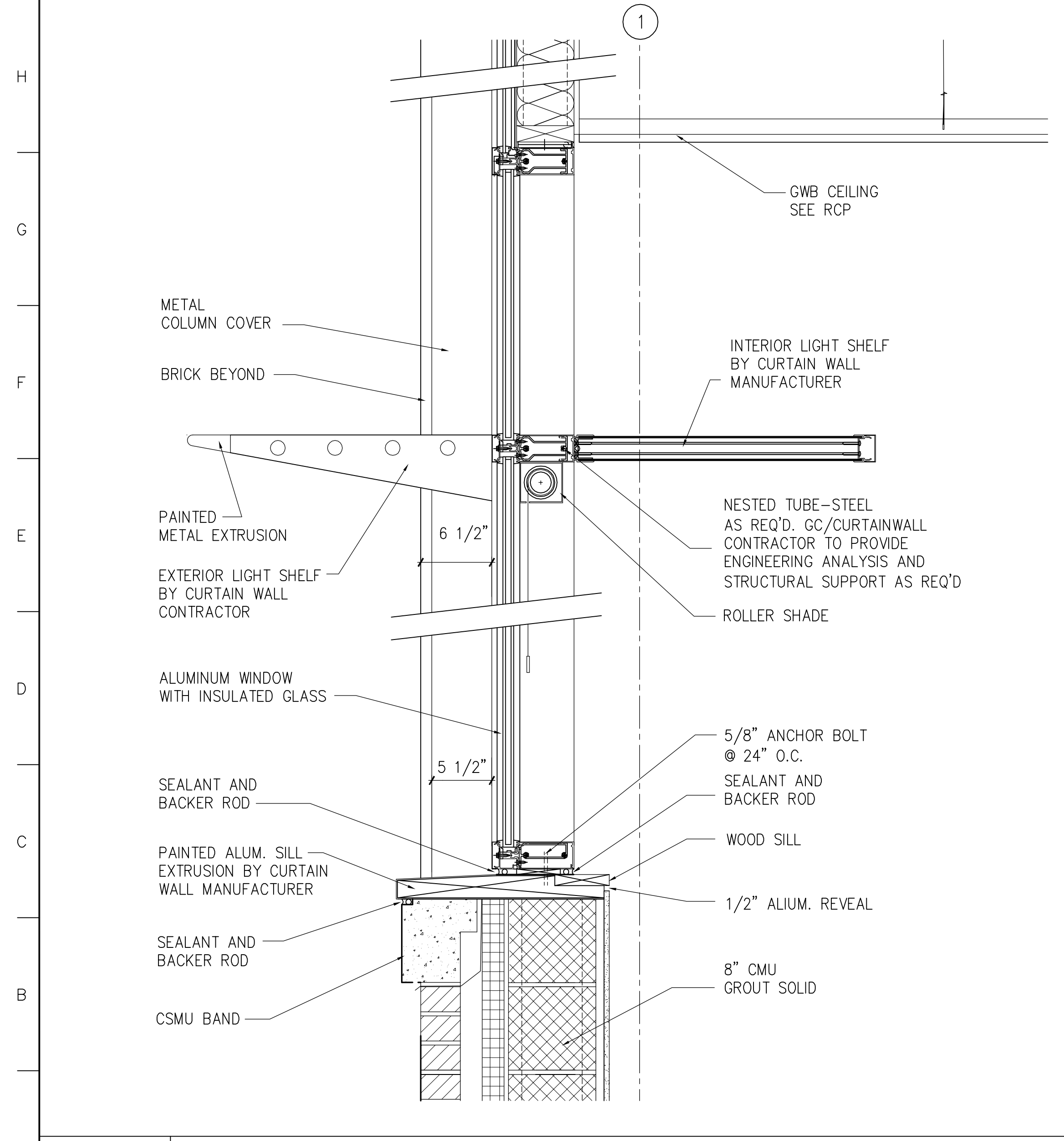
J7 WALL DETAIL

1 1/2"=1'-0" A301 - A12 SMC_CA410



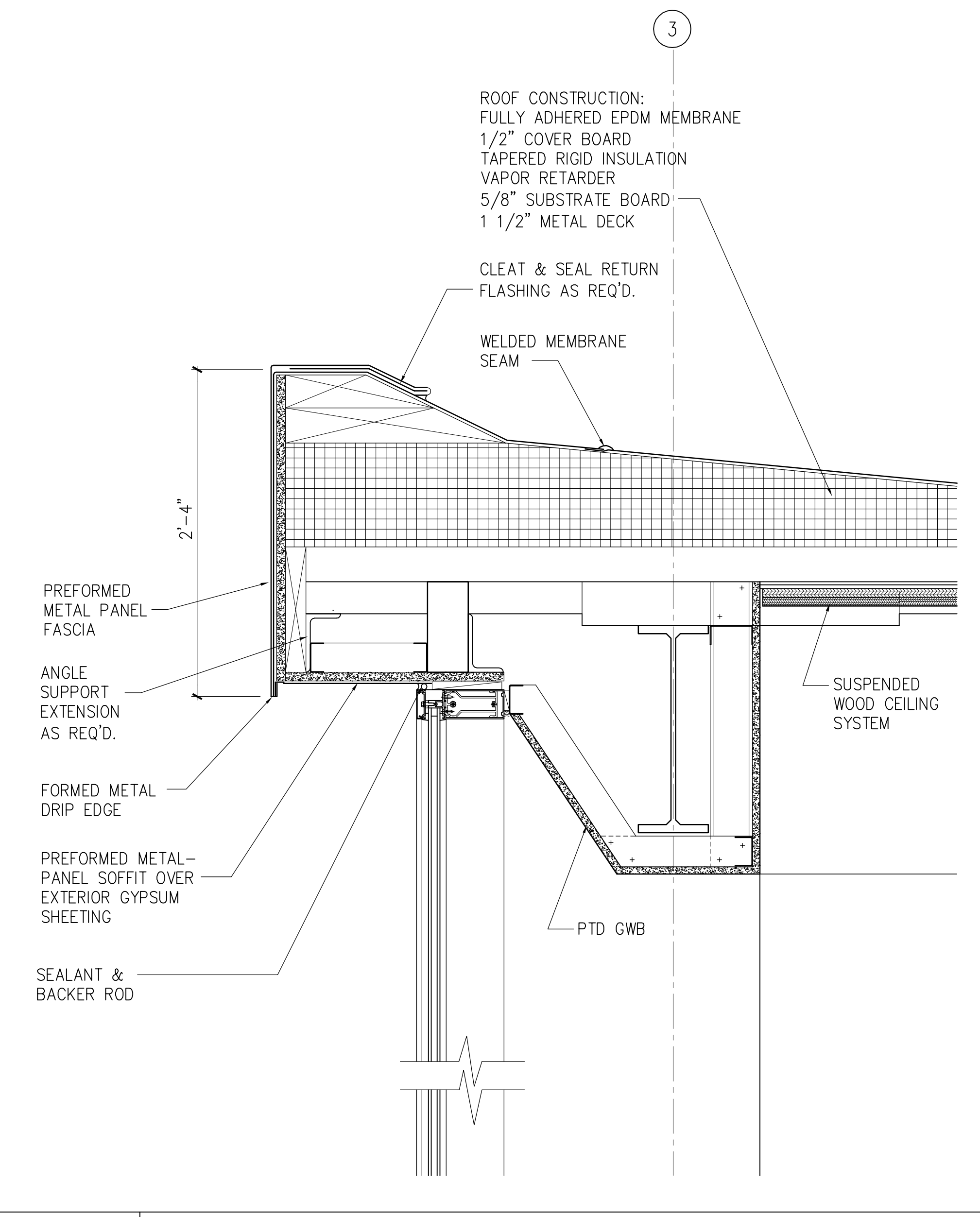
J12 WALL DETAIL

1 1/2"=1'-0" A302 - A8 SMC_CA410



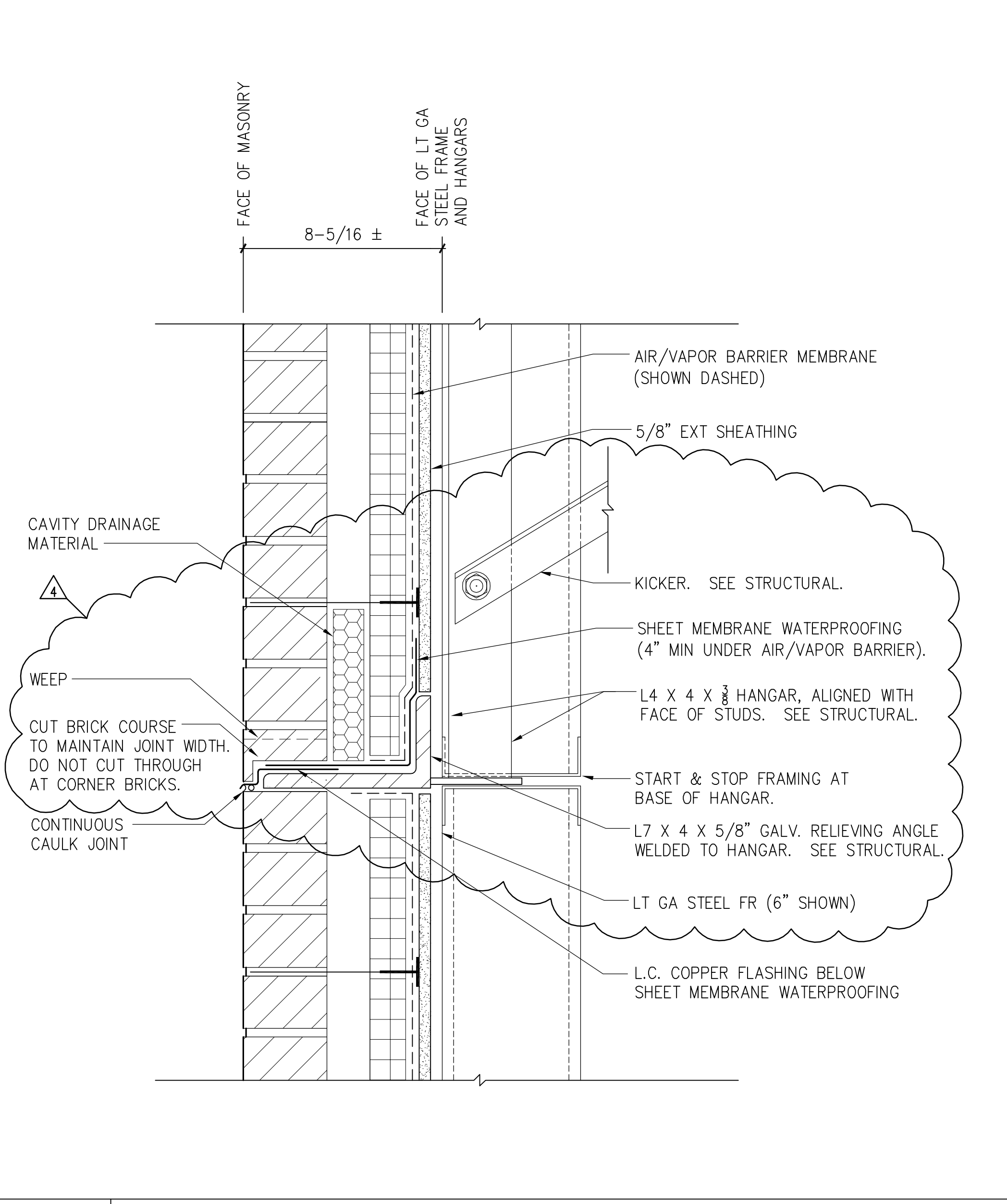
A1 WALL DETAIL

1 1/2"=1'-0" A301 - A12 SMC_CA410



A7 WALL DETAIL

1 1/2"=1'-0" A302 - A1 SMC_CA410



A12 TYPICAL RELIEVING ANGLE

3"=1'-0"

4	GMP ADDENDUM #4	1/30/04
	GMP DOCUMENTS	1/19/04
	no. revisions/submissions	date

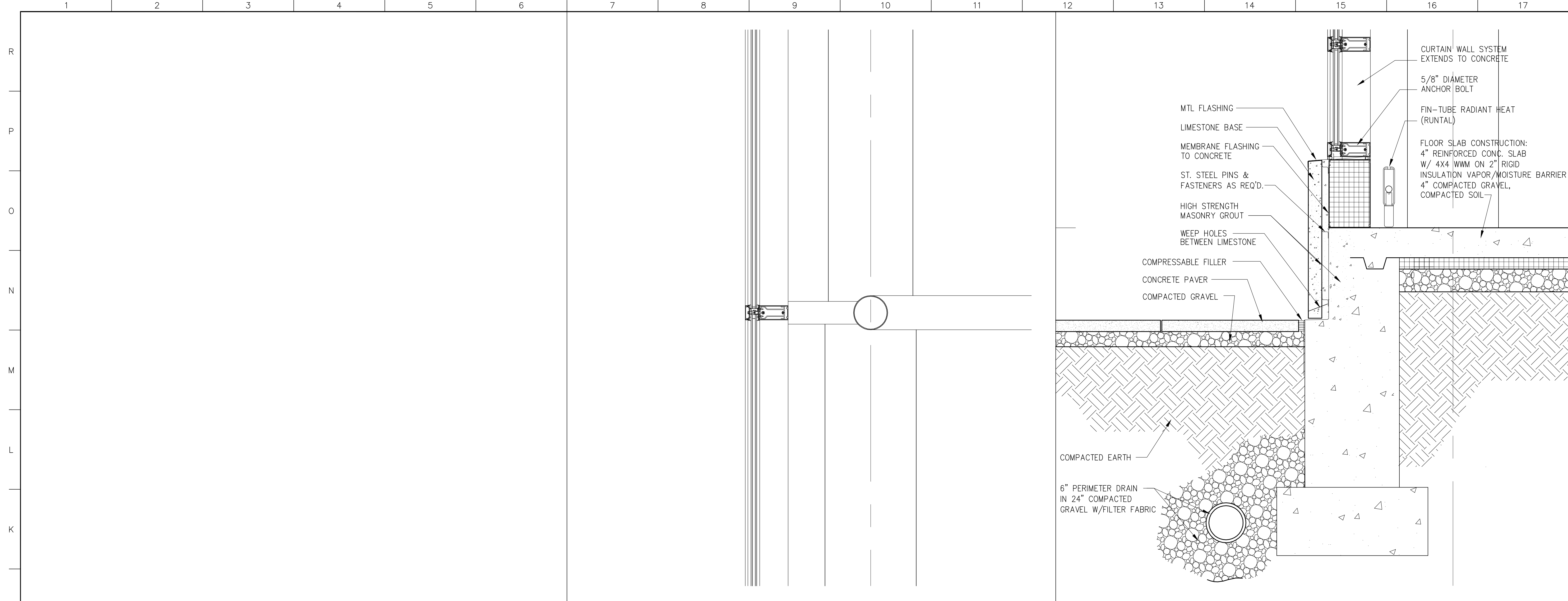
Einhorn Yaffee Prescott
Architecture & Engineering P.C.
24 School Street
Boston, MA 02108
Telephone 617 305 9800
Fax 617 305 9888
eyppae.com

EYP/

**UNIVERSITY OF SOUTHERN MAINE
COMMUNITY EDUCATION CENTER - PHASE 2
PORTLAND, MAINE**

drawing title		EXTERIOR WALL DETAILS	
seal	designed by	project no.	5001024.00
	AR		
	drawn by	CAD file no.	
	AR, YL, MJT		
	checked by	drawing no.	
	date		
	1/19/2004		
	scale		
	AS NOTED		

C-A410

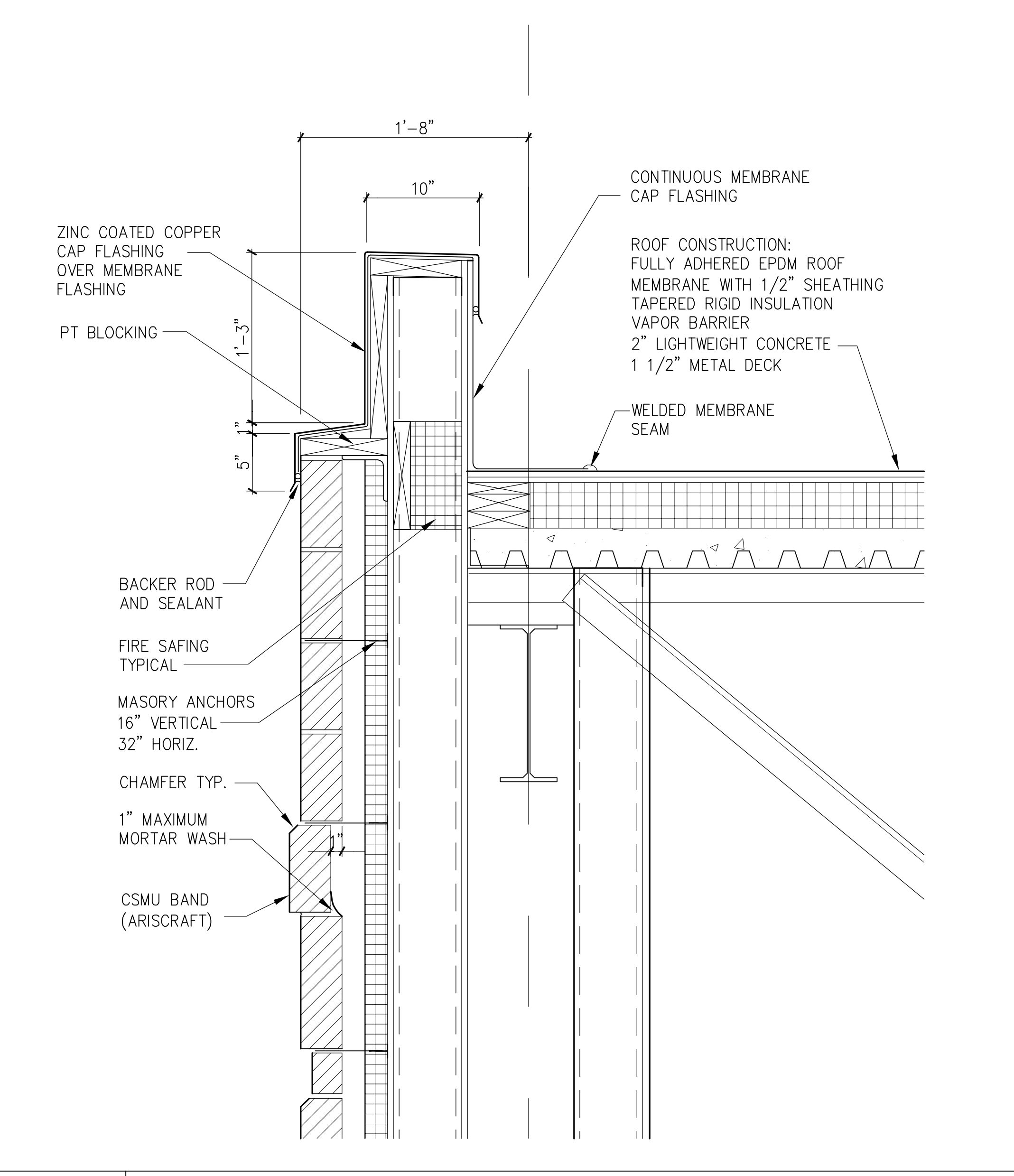
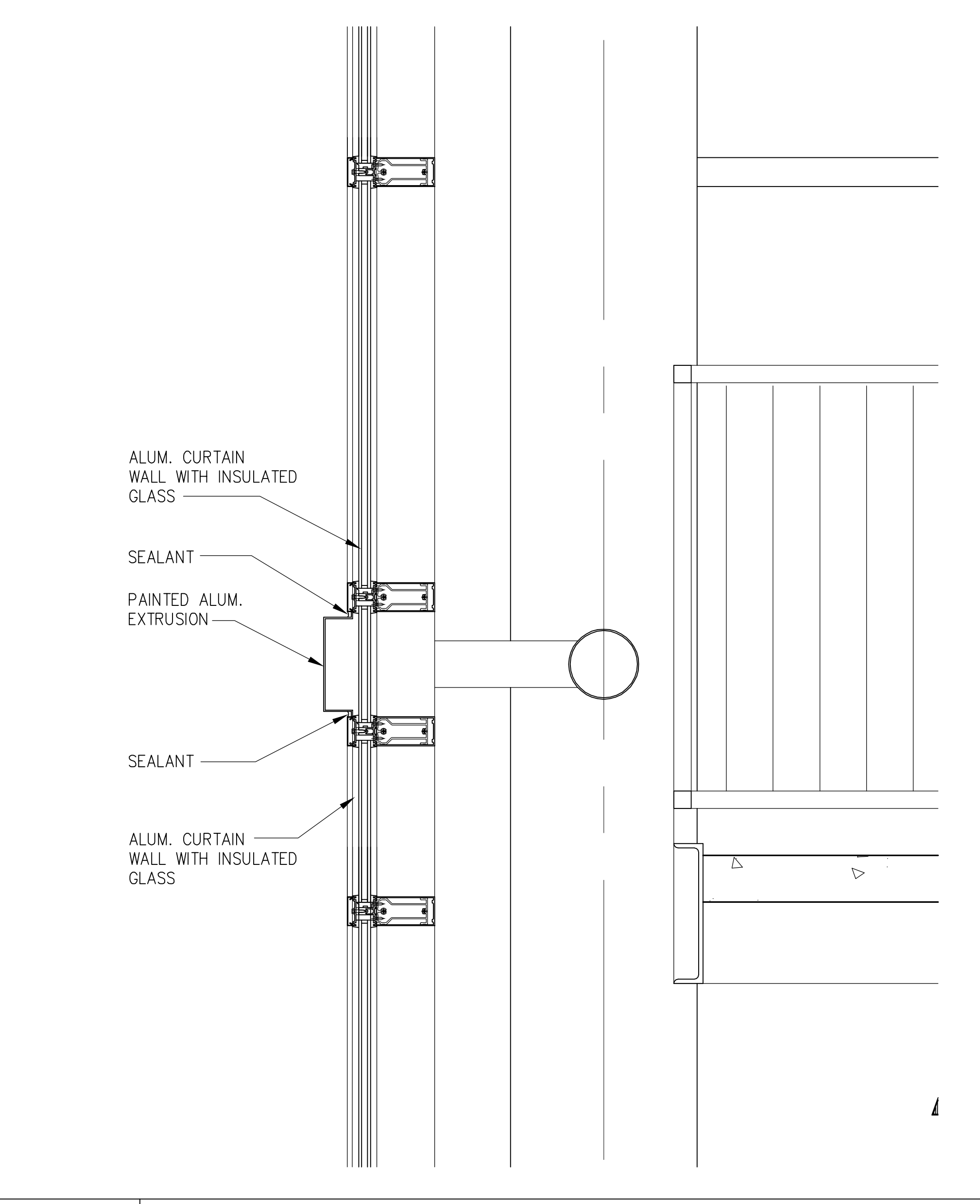
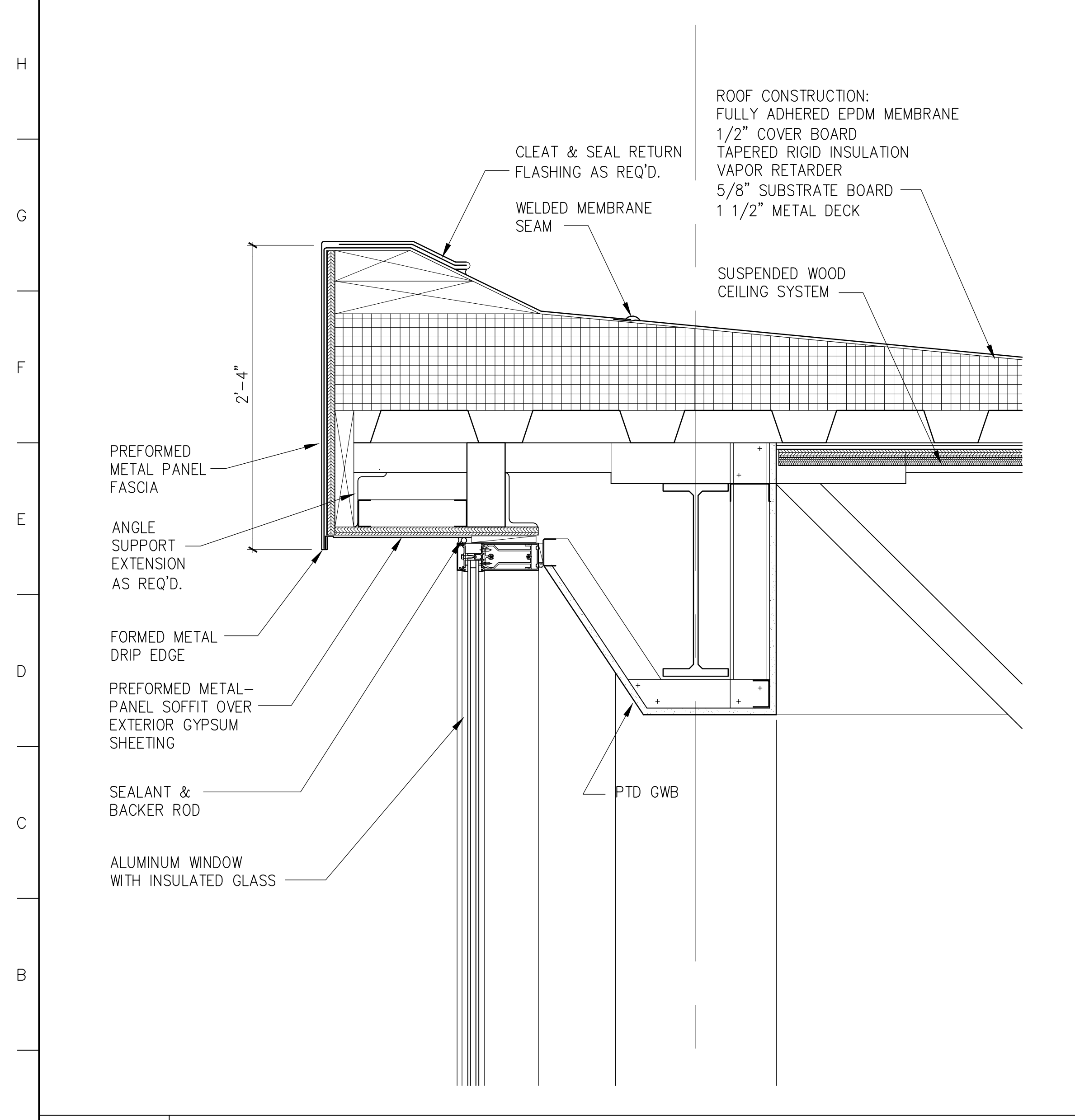


J1 NOT USED

J7 WALL DETAIL

J12 WALL DETAIL

1 1/2"=1'-0" A302 - A13 SMC_CA411 1 1/2"=1'-0" A302 - A13 SMC_CA411



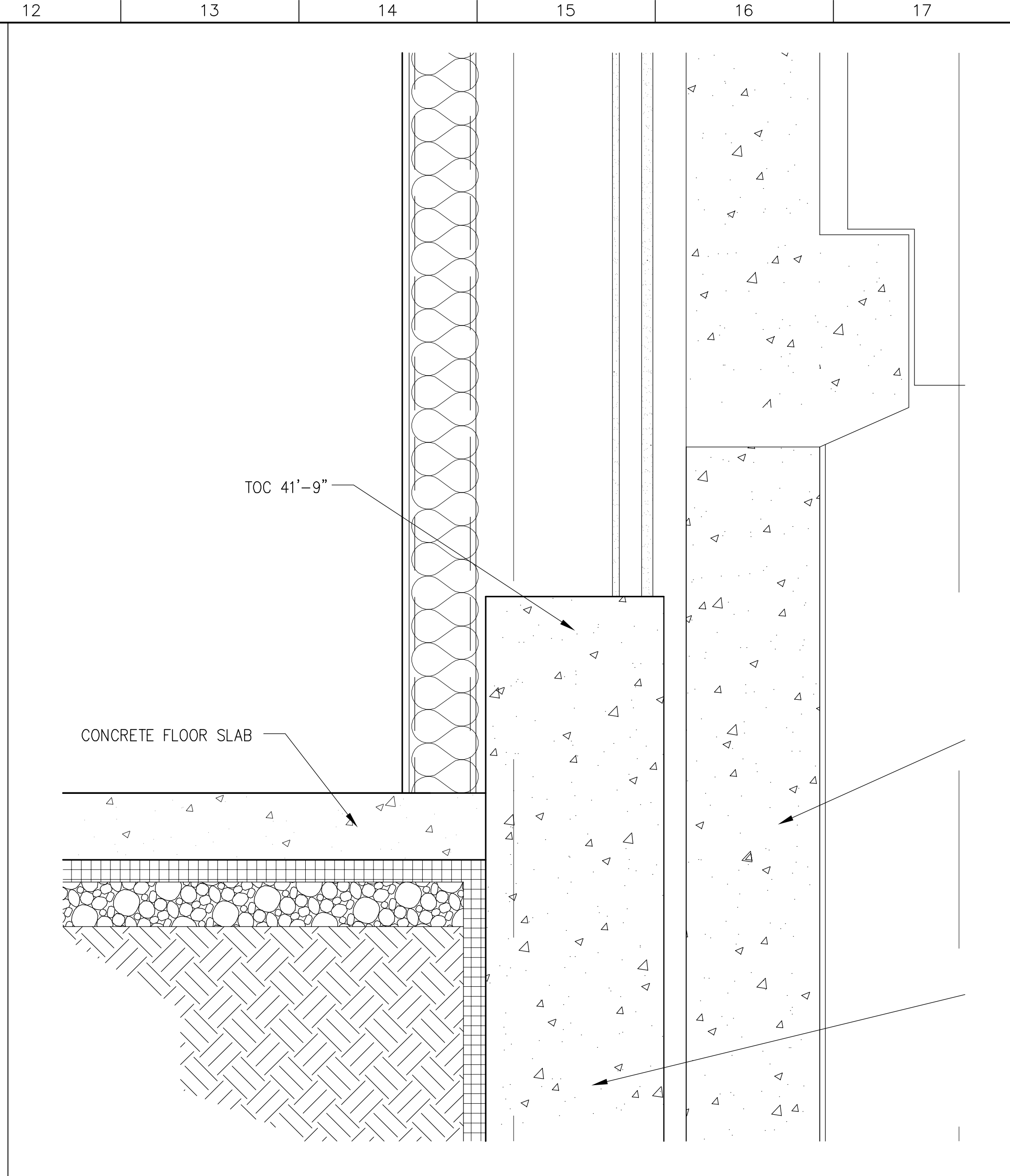
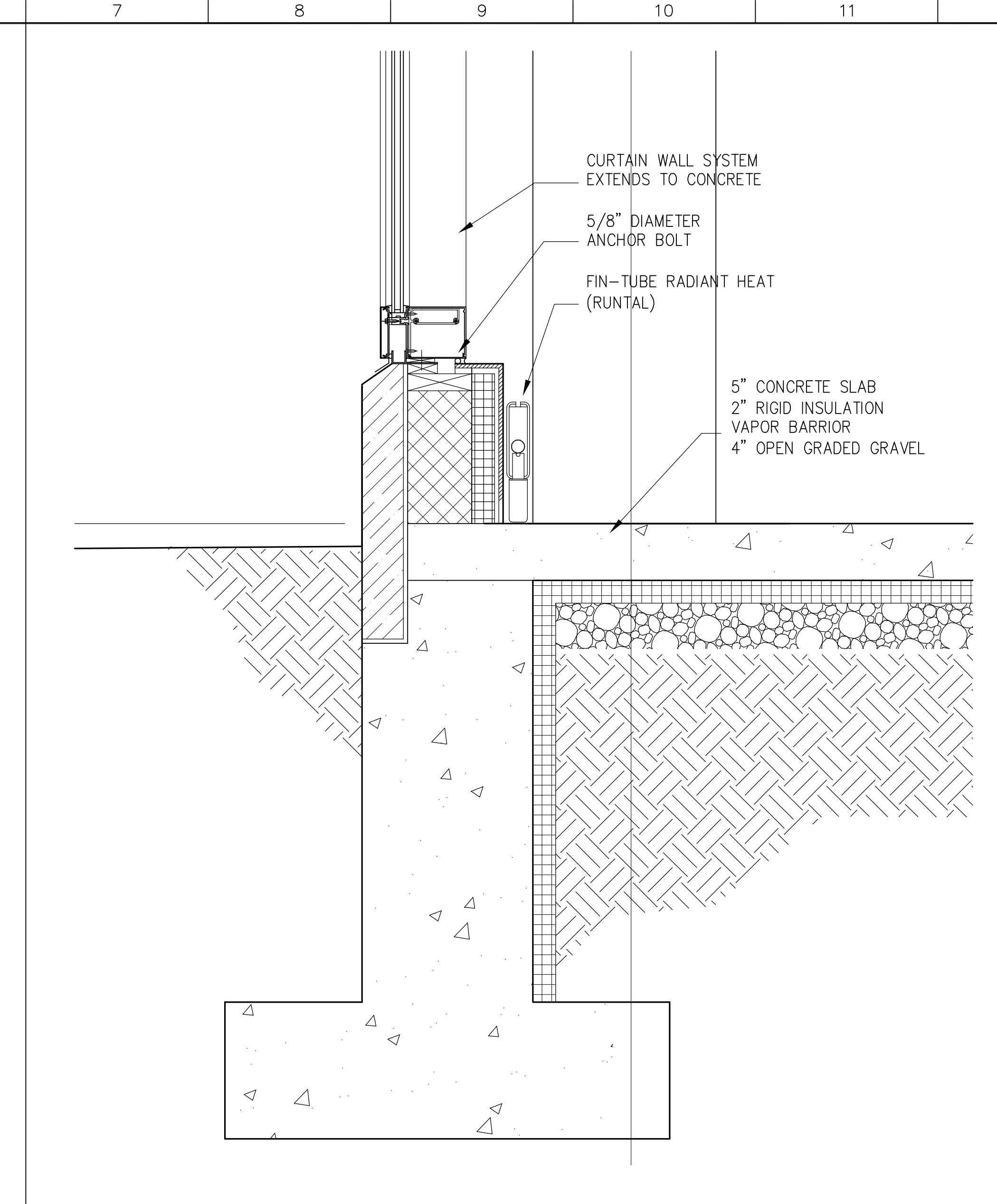
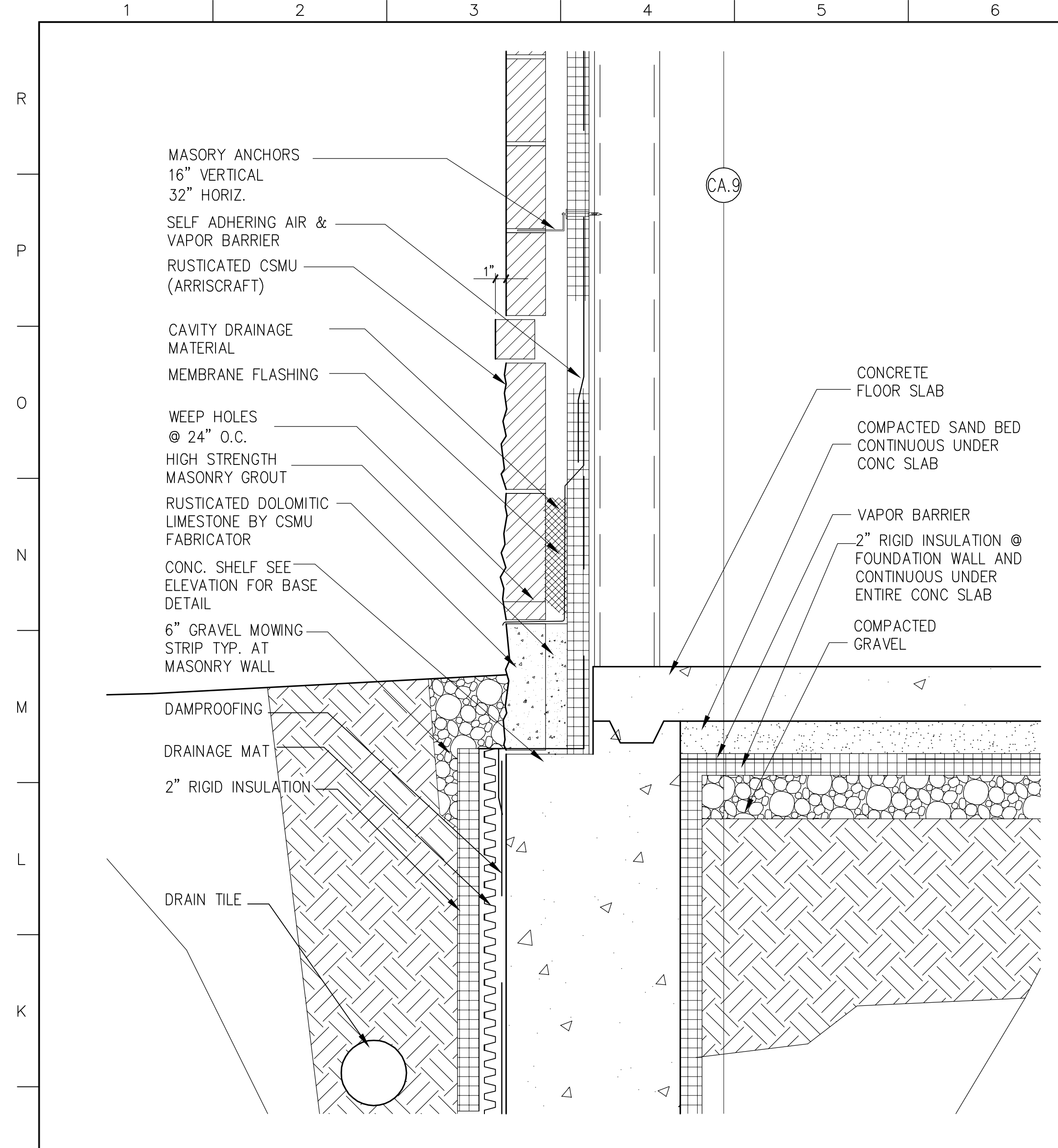
A1 WALL DETAIL

A7 WALL DETAIL

A12 WALL DETAIL

1 1/2"=1'-0" A302 - A13 SMC_CA411 1 1/2"=1'-0" A302 - A13 SMC_CA411 1 1/2"=1'-0" A303 - A1 SMC_CA411

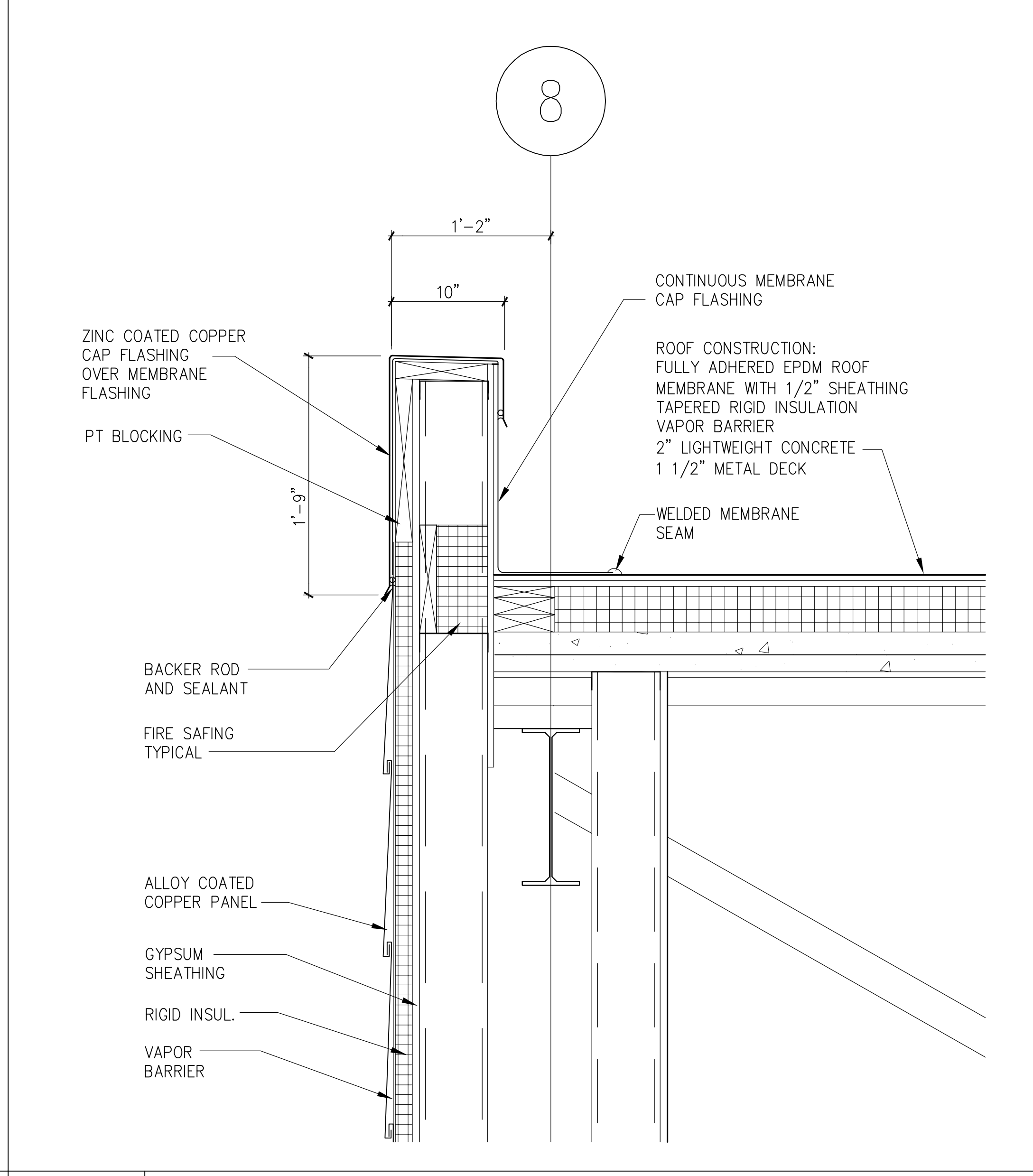
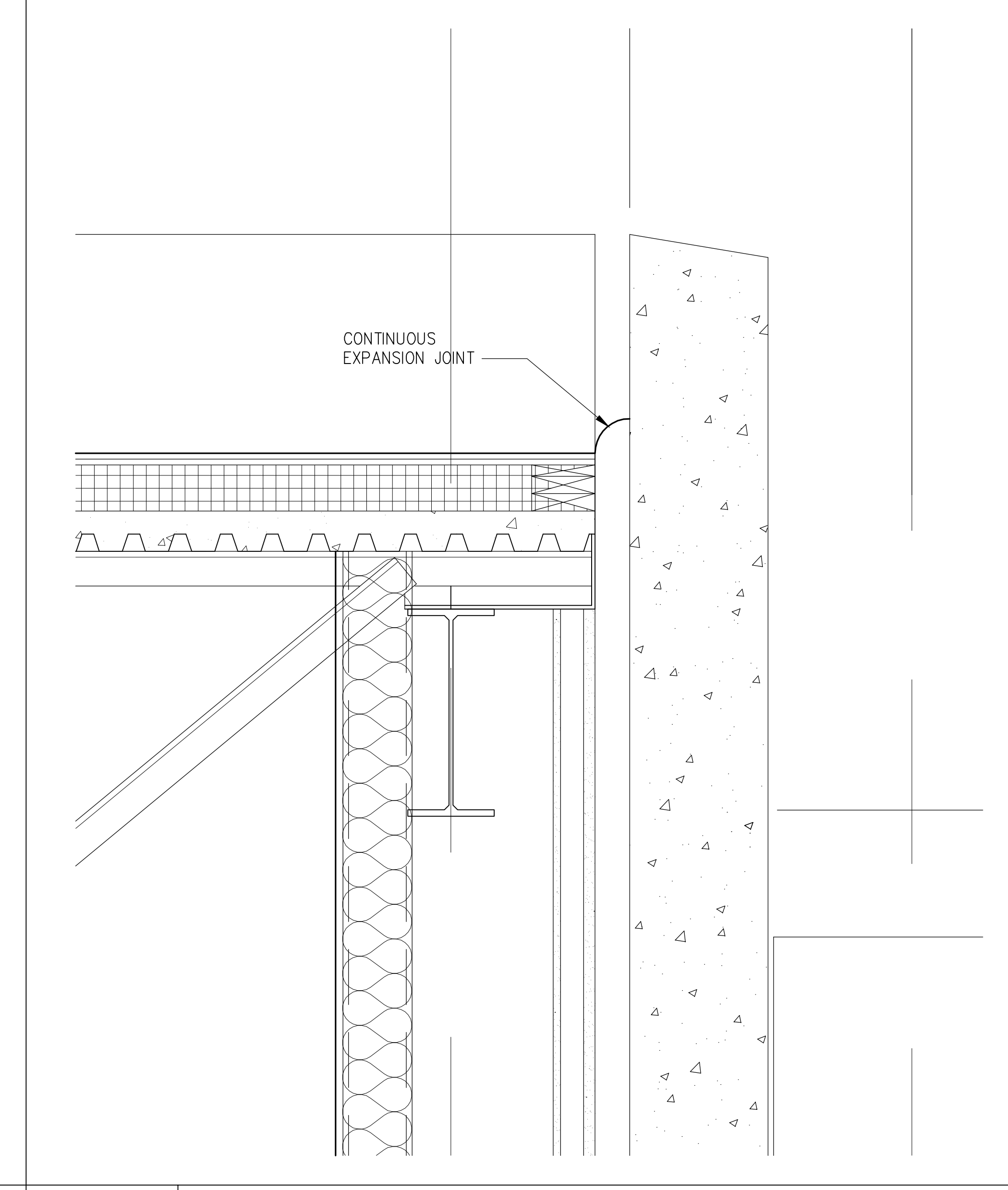

GMP DOCUMENTS		1/19/04
no. revisions/submissions		date
Einhorn Yaffee Prescott Architecture & Engineering P.C. 24 School Street Boston, MA 02108 Telephone 617 305 9800 Fax 617 305 9888 eypae.com		
UNIVERSITY OF SOUTHERN MAINE COMMUNITY EDUCATION CENTER - PHASE 2 PORTLAND, MAINE		
drawing title		
EXTERIOR WALL DETAILS		
seal	designed by AR	project no. 5001024.00
	drawn by AR, YL, MJT	CAD file no.
	checked by	drawing no.
	date 1/19/2004	
	scale 1 1/2"=1'-0"	C-A411



J1 WALL DETAIL
 1 1/2"=1'-0" A303 - A1 SMC_CA412

J7 WALL DETAIL
 1 1/2"=1'-0" A303 - A6 SMC_CA412

J12 WALL DETAIL
 1 1/2"=1'-0" A304 - A1 SMC_CA412

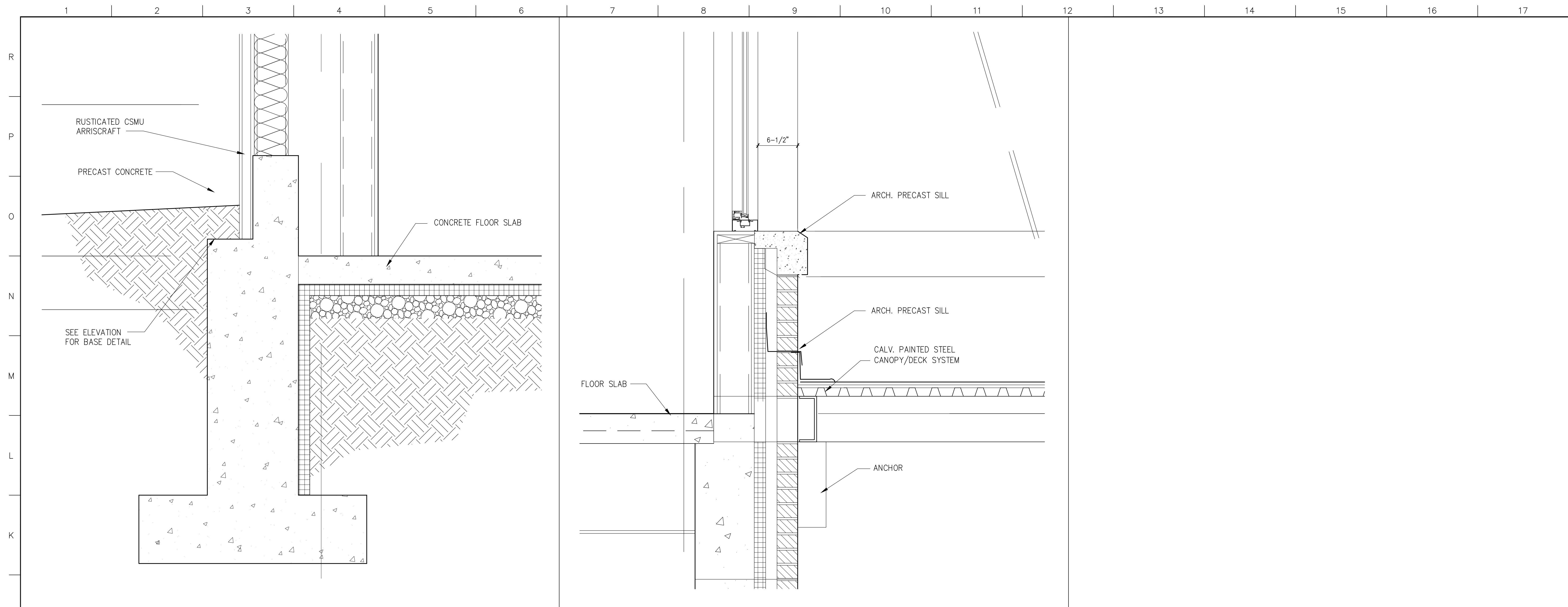


A1 NOT USED
 1 1/2"=1'-0" A303 - A6 SMC_CA412

A7 WALL DETAIL
 1 1/2"=1'-0" A304 - A1 SMC_CA412

A12 WALL DETAIL
 1 1/2"=1'-0" A304 - A6 SMC_CA412

GMP DOCUMENTS		1/19/04
no. revisions/submissions		date
<p>Einhorn Yaffee Prescott Architecture & Engineering P.C. 24 School Street Boston, MA 02108 Telephone 617 305 9800 Fax 617 305 9888 eypae.com</p>		
<h1>EYP/</h1>		
<p>UNIVERSITY OF SOUTHERN MAINE COMMUNITY EDUCATION CENTER - PHASE 2 PORTLAND, MAINE</p>		
drawing title		
EXTERIOR WALL DETAILS		
seal	designed by AR	project no. 5001024.00
	drawn by AR, YL, MJT	CAD file no.
	checked by	drawing no.
	date 1/19/2004	
	scale 1 1/2"=1'-0"	C-A412

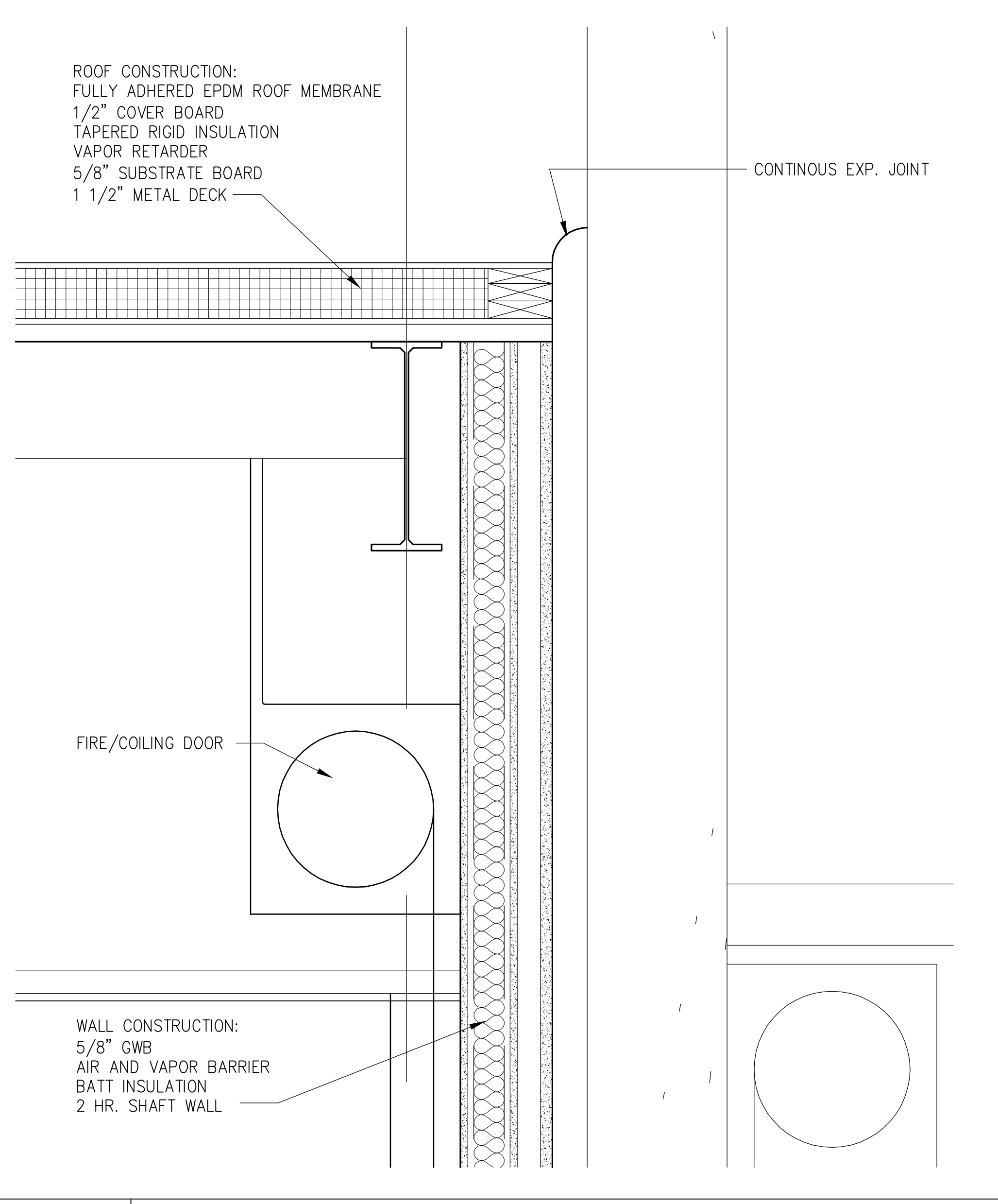
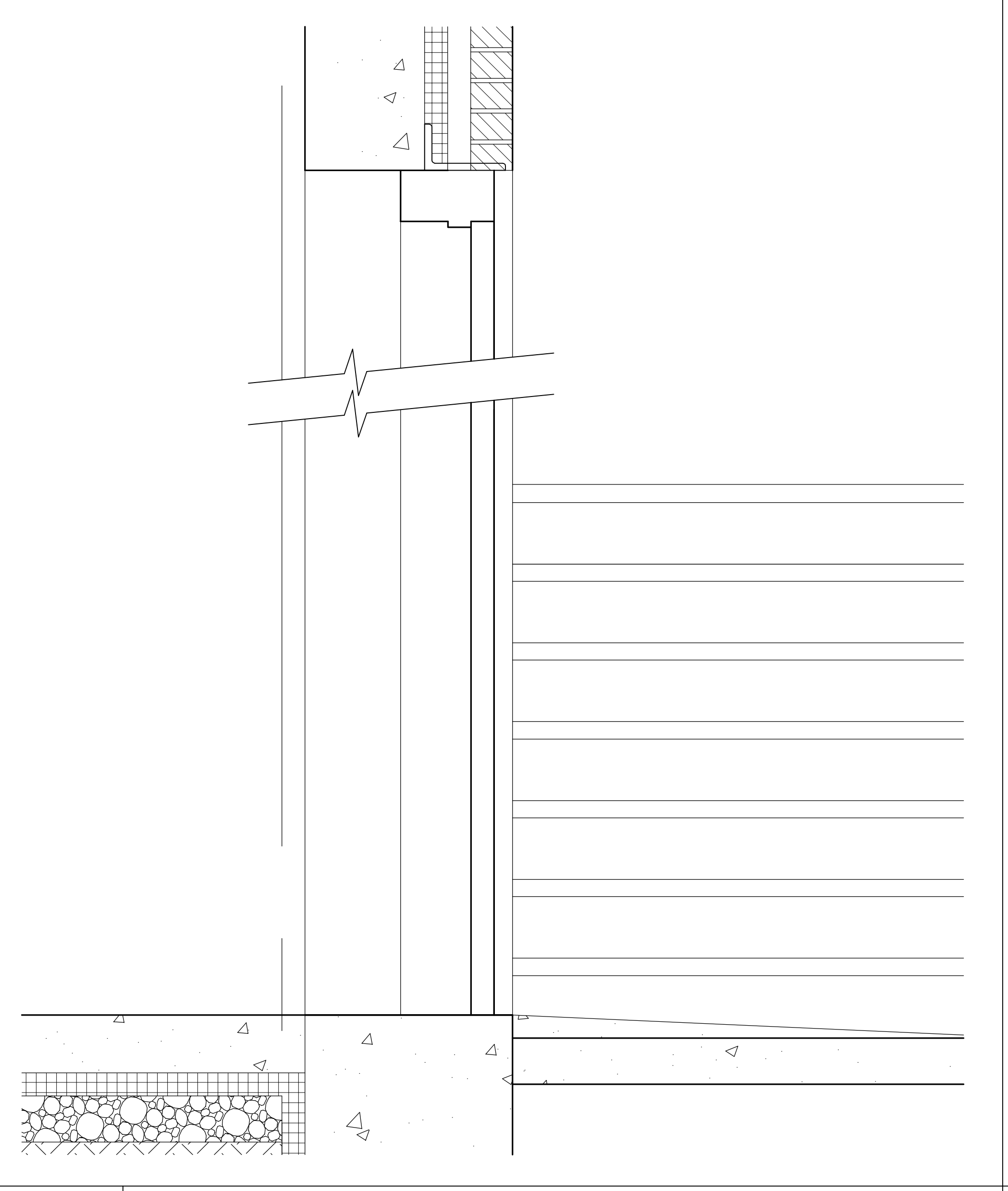
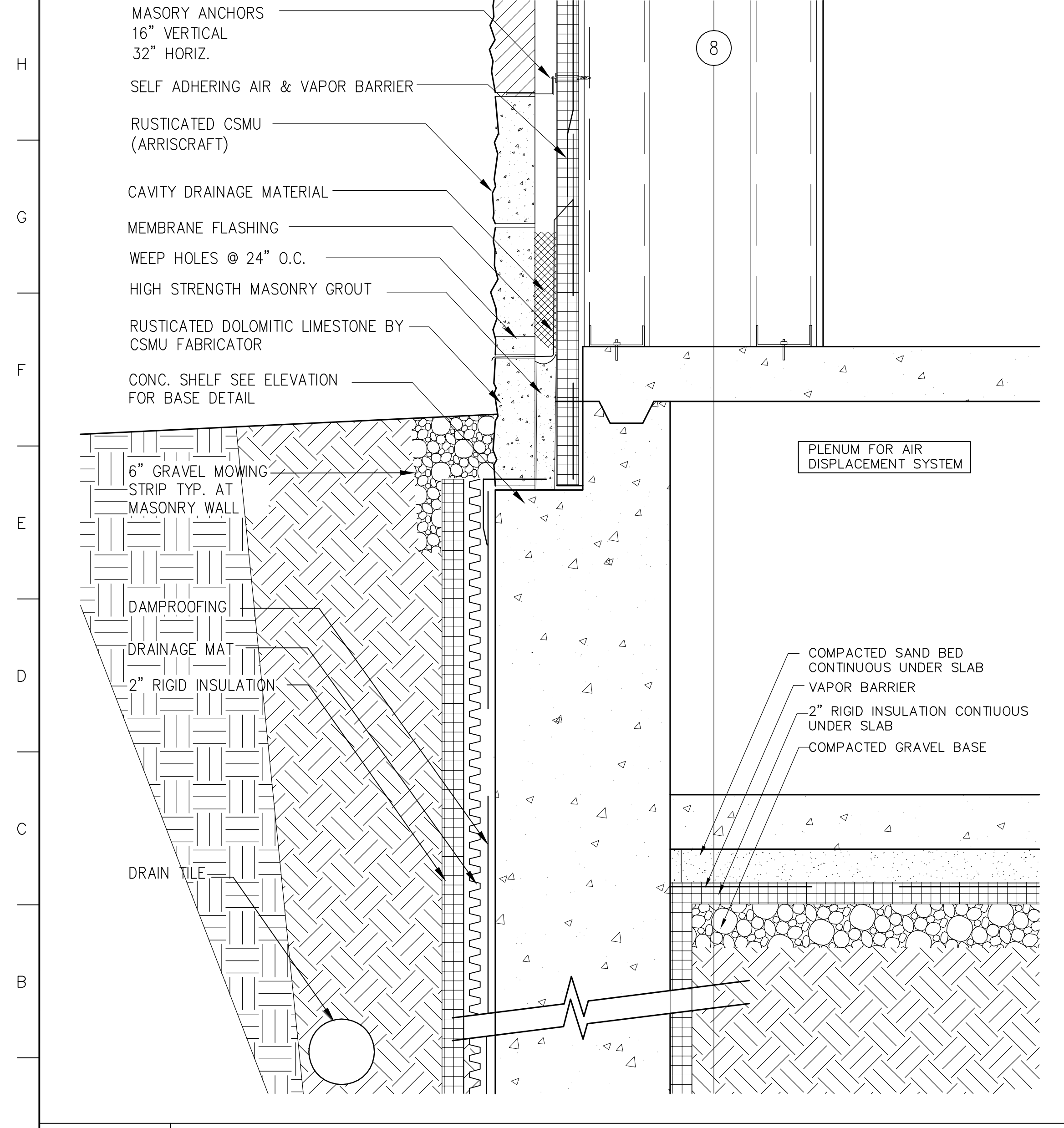


J1 WALL DETAIL

J7 WALL DETAIL

J12 NOT USED

1 1/2"=1'-0"	A304 - A6	SMC_CA413	1 1/2"=1'-0"	A305 - A1	SMC_CA413	1 1/2"=1'-0"	A305 - A6	SMC_CA413
--------------	-----------	-----------	--------------	-----------	-----------	--------------	-----------	-----------




A1 WALL DETAIL

A7 WALL DETAIL

A12 WALL DETAIL

1 1/2"=1'-0"	A304 - A12	SMC_CA413	1 1/2"=1'-0"	A305 - A1	SMC_CA413	1 1/2"=1'-0"	A305 - A11	SMC_CA413
--------------	------------	-----------	--------------	-----------	-----------	--------------	------------	-----------

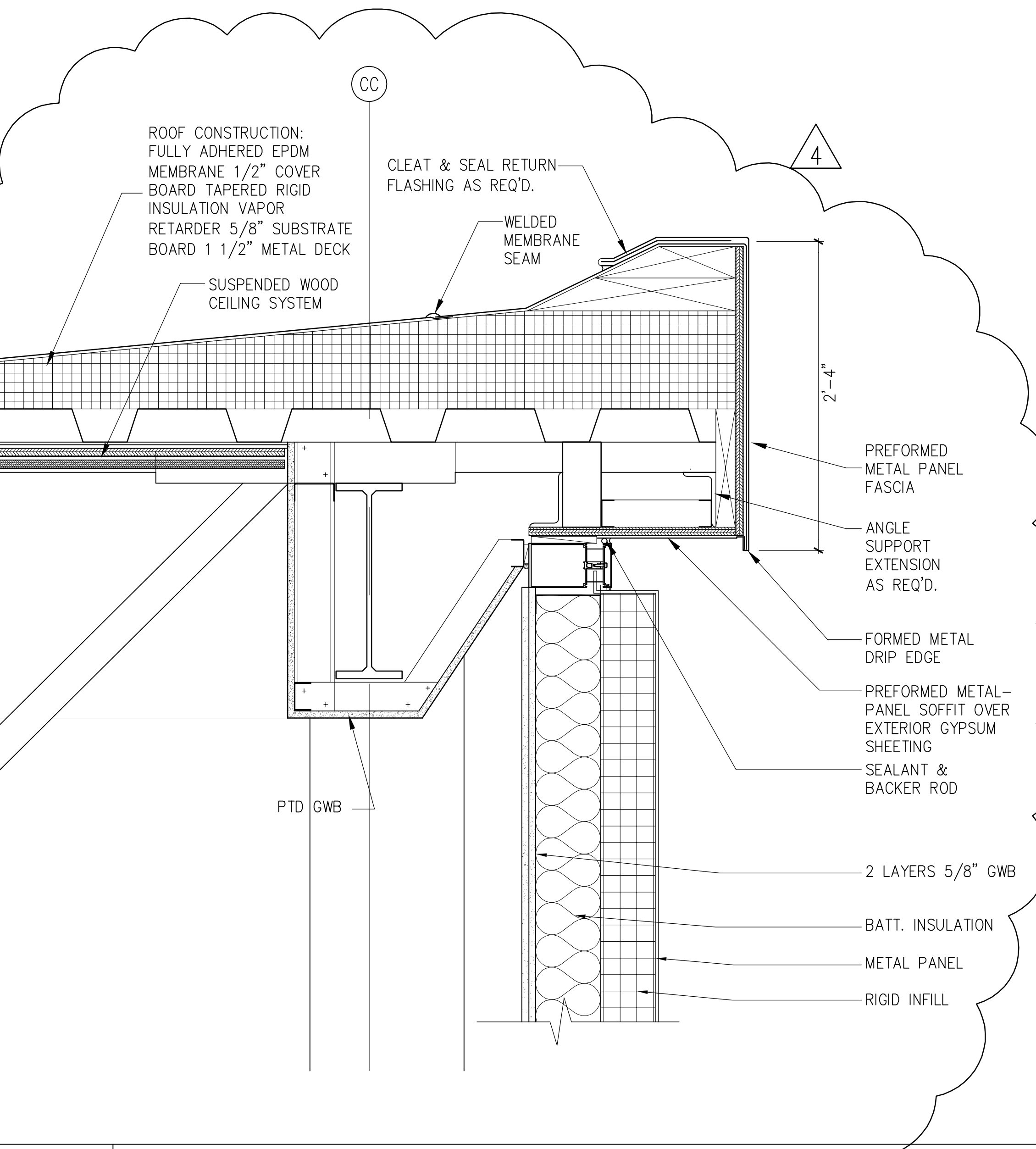
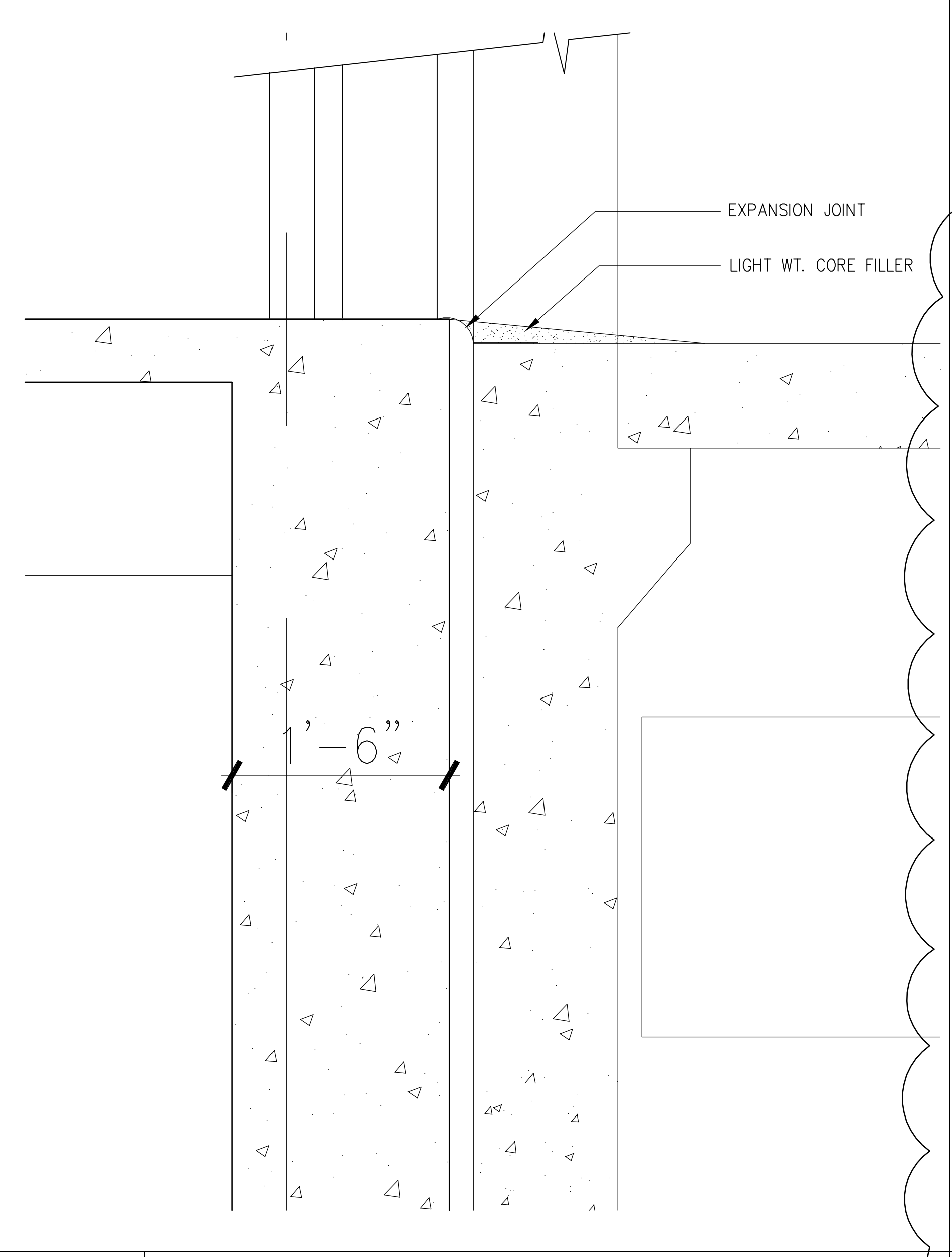
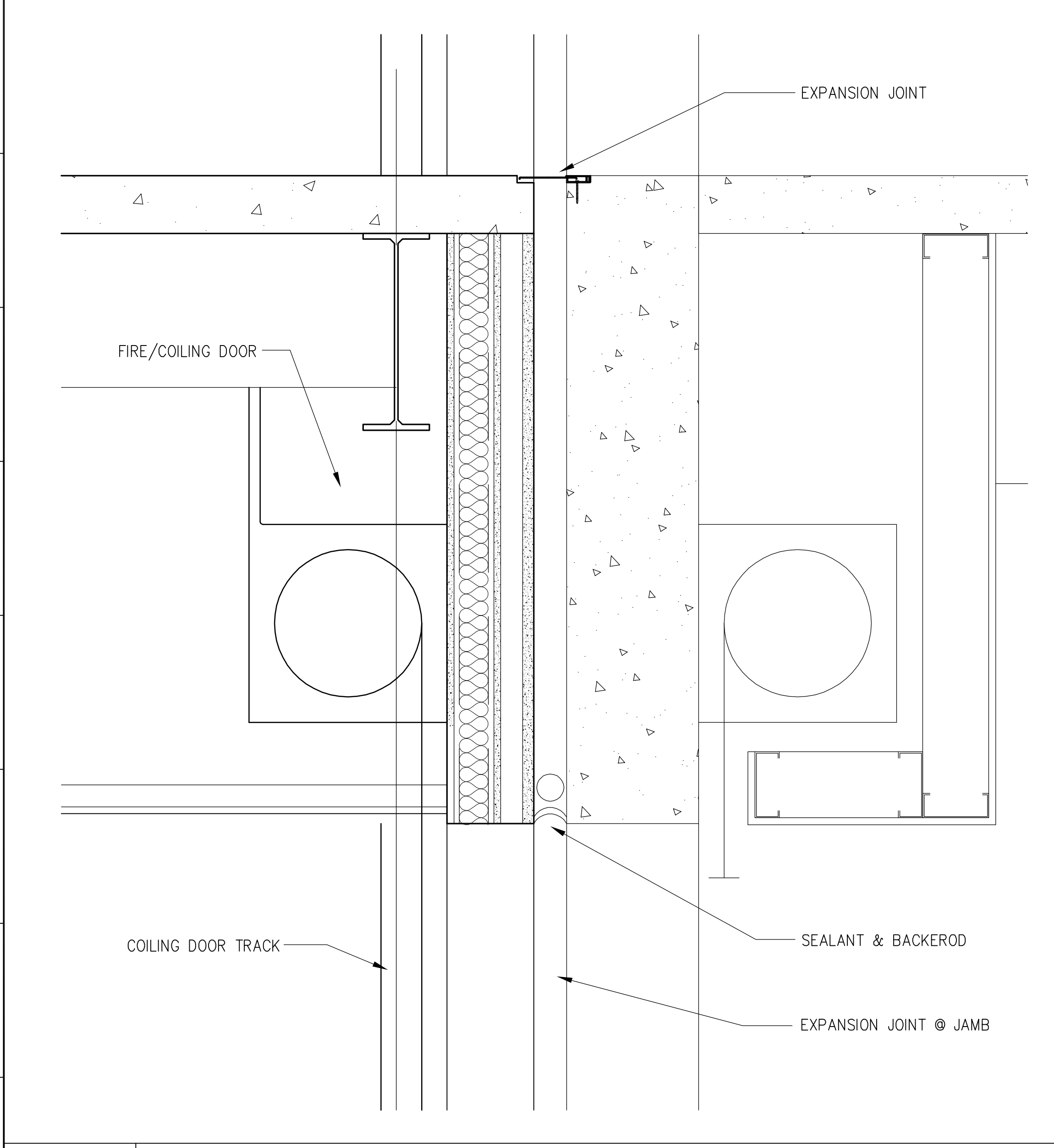
GMP DOCUMENTS		1/19/04
no. revisions/submissions		date
<p>Einhorn Yaffee Prescott Architecture & Engineering P.C. 24 School Street Boston, MA 02108 Telephone 617 305 9800 Fax 617 305 9888 eyppae.com</p> <p>EYP/</p>		
<p>UNIVERSITY OF SOUTHERN MAINE COMMUNITY EDUCATION CENTER - PHASE 2 PORTLAND, MAINE</p>		
drawing title		
EXTERIOR WALL DETAILS		
seal	designed by	project no.
	AR	5001024.00
	drawn by	CAD file no.
	AR, YL, MJT	
	checked by	drawing no.
	date	
	1/19/2004	
	scale	
	1 1/2"=1'-0"	
		C-A413



J1 NOT USED
 1 1/2"=1'-0" A305 - A11 SMC_CA414

J7 NOT USED
 1 1/2"=1'-0" A305 - A11 SMC_CA414

J7 NOT USED
 1 1/2"=1'-0" A305 - A11 SMC_CA414



A1 WALL DETAIL
 1 1/2"=1'-0" A305 - A11 SMC_CA414

A7 WALL DETAIL
 1 1/2"=1'-0" A305 - A11 SMC_CA414

A12 WALL DETAIL
 1 1/2"=1'-0" A305 - A11 SMC_CA414

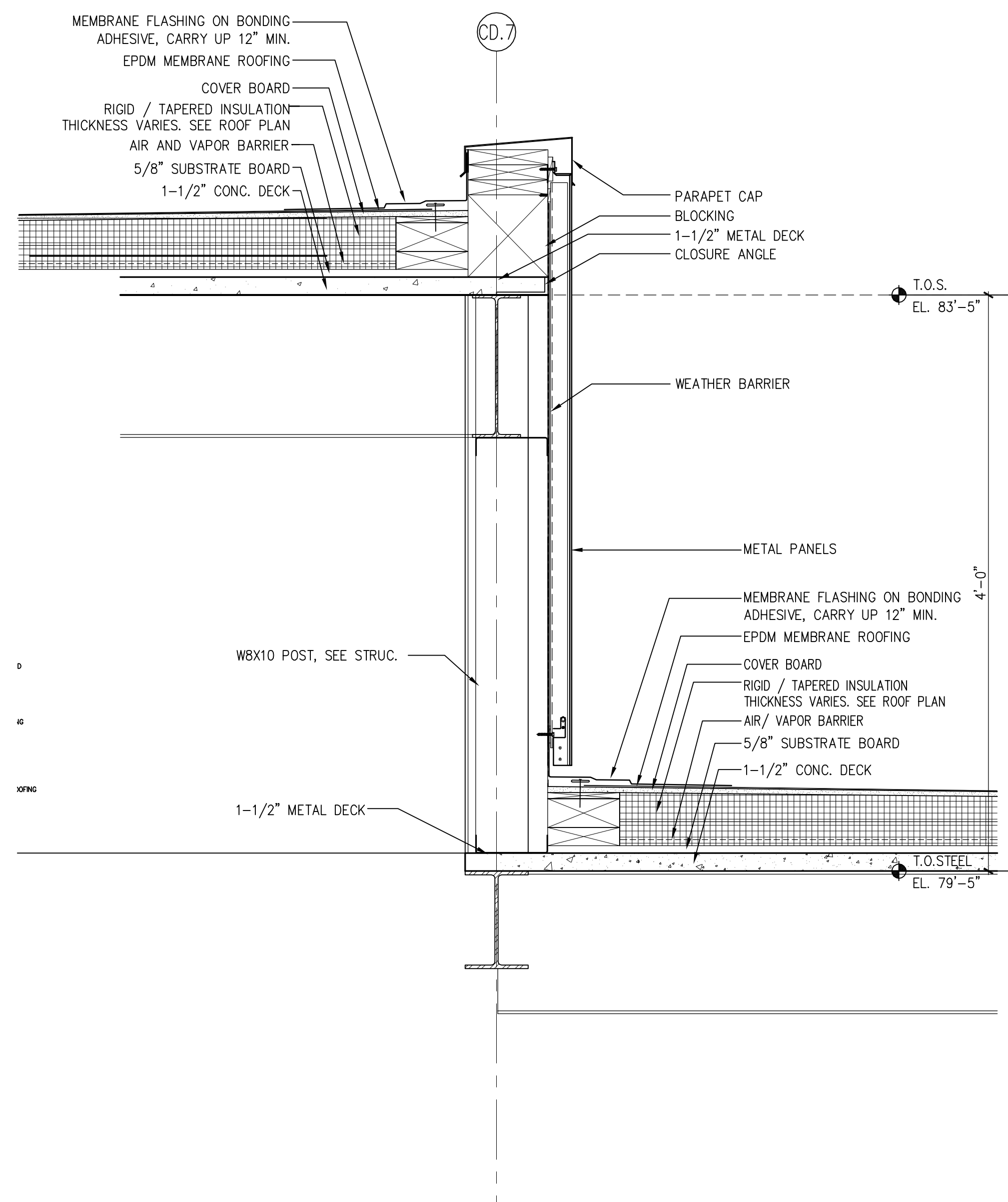
4	GMP ADDENDUM #4	1/30/04
	GMP DOCUMENTS	1/19/04
	no. revisions/submissions	date

Einhorn Yaffee Prescott
 Architecture & Engineering P.C.
 24 School Street
 Boston, MA 02108
 Telephone 617 305 9800
 Fax 617 305 9888
 eypae.com

EYP/

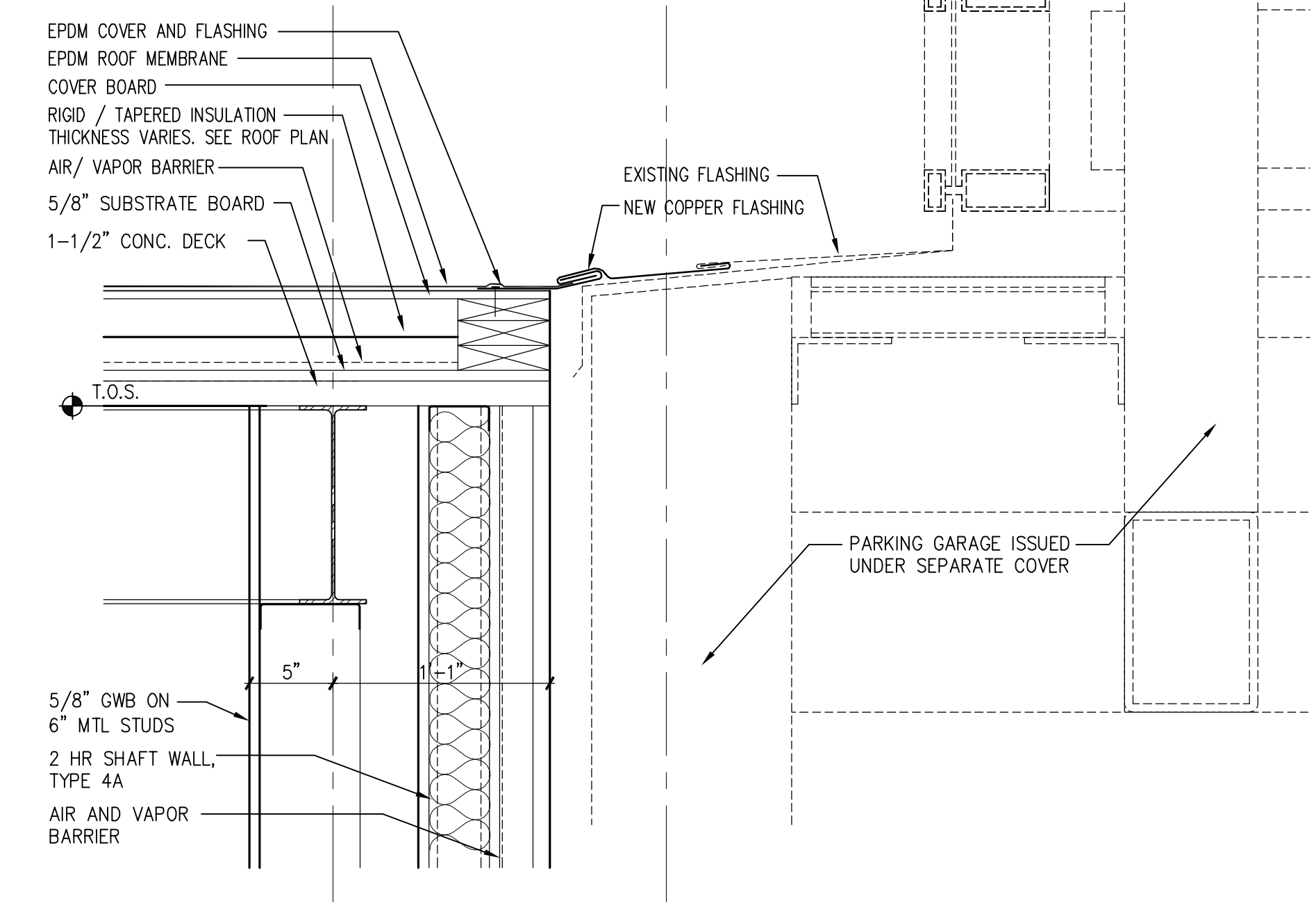
**UNIVERSITY OF SOUTHERN MAINE
 COMMUNITY EDUCATION CENTER - PHASE 2
 PORTLAND, MAINE**

drawing title	EXTERIOR WALL DETAILS	
seal	designed by AR	project no. 5001024.00
	drawn by AR, YL, MJT	CAD file no.
	checked by	drawing no.
	date 1/19/2004	
	scale 1 1/2"=1'-0"	C-A414



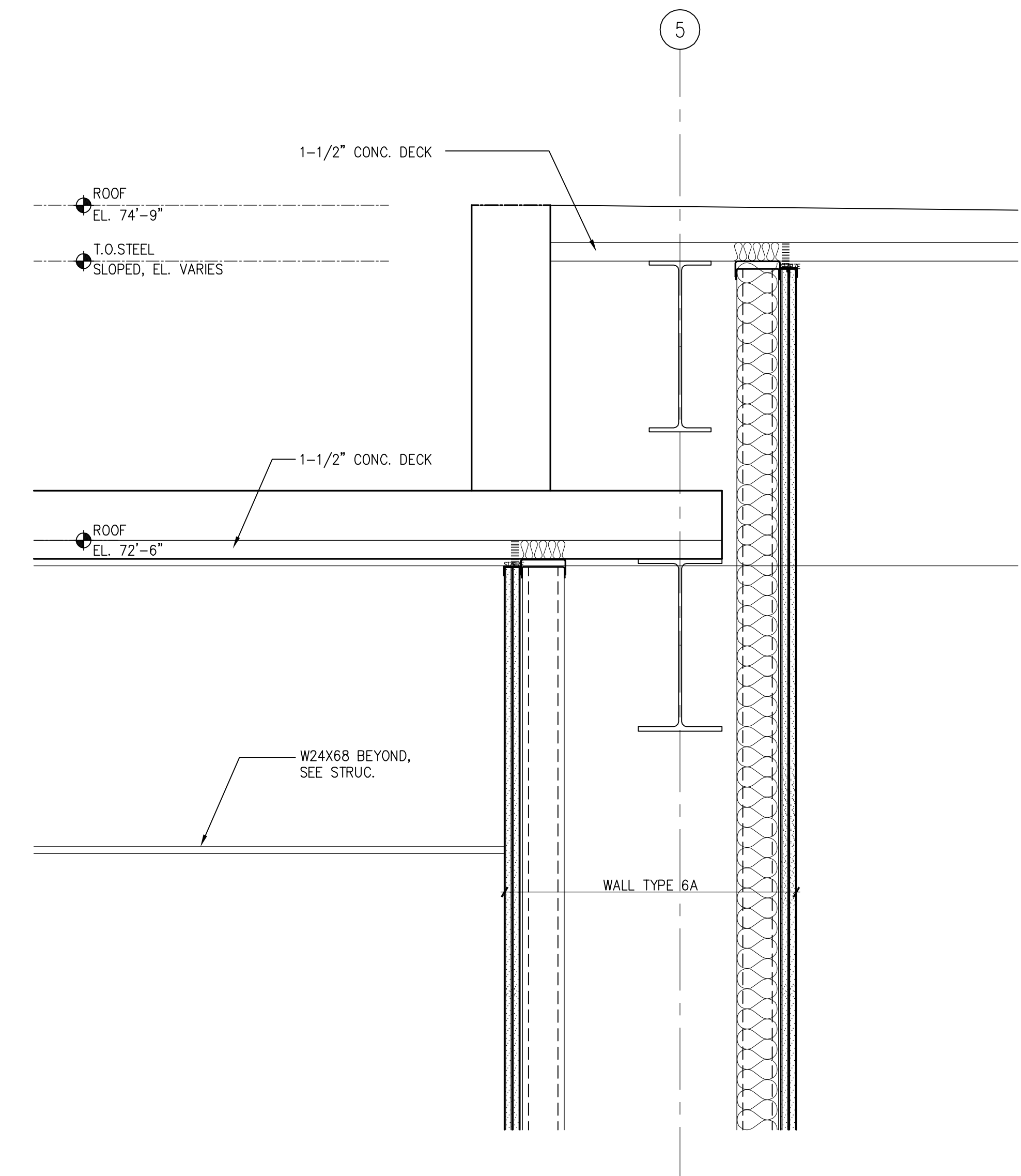
J7 SECT. DETAIL AT ROOF, STAIR C2

1 1/2"=1'-0" A305 - A11 SMC_CA414



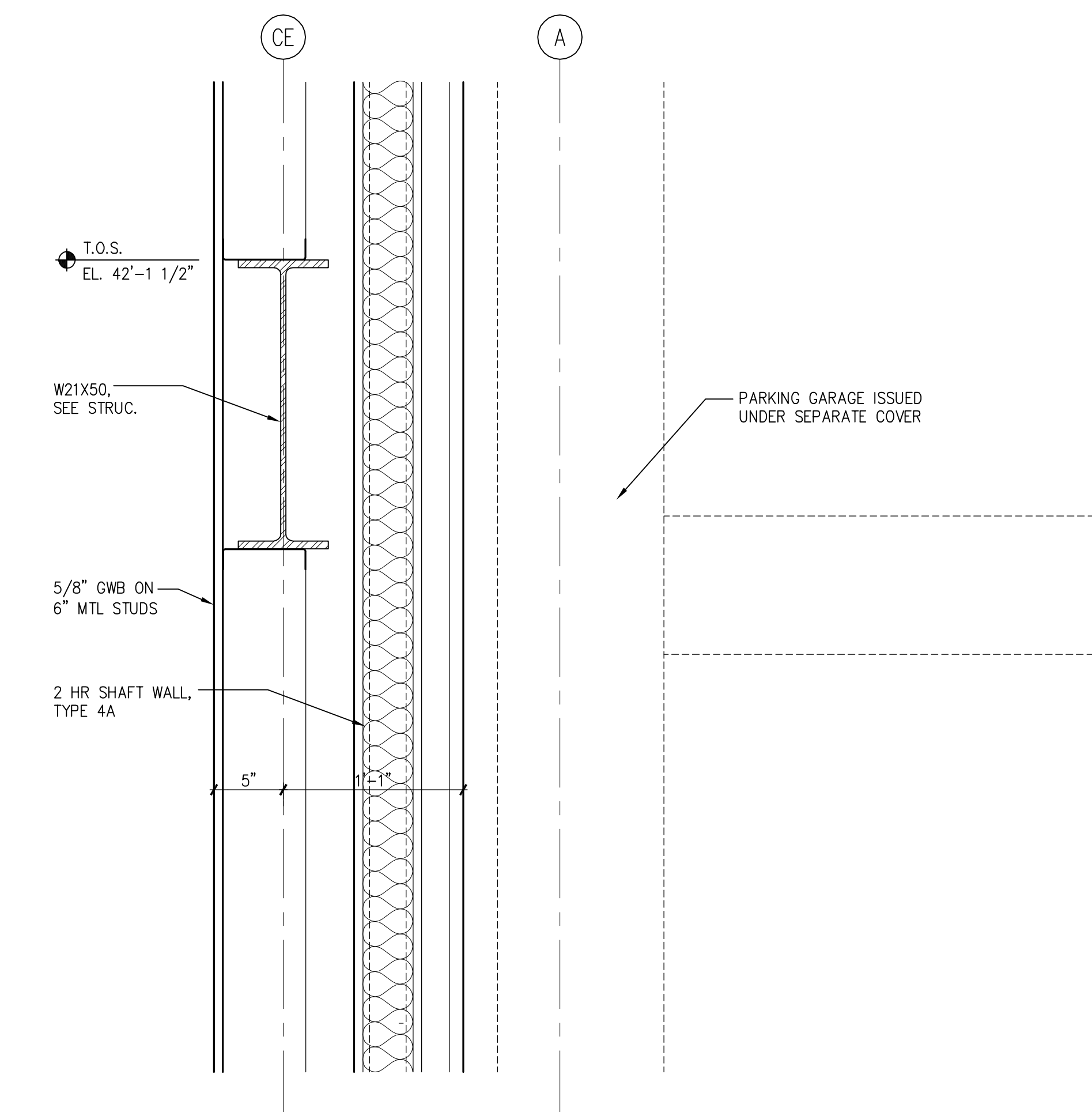
J13 SECT. DTL @ ROOF AND GARAGE

1 1/2"=1'-0"



A7 ROOF DETAIL

1 1/2"=1'-0" A305 - A11 SMC_CA414



A13 NOT USED

1 1/2"=1'-0"

J1 NOT USED

1 1/2"=1'-0" A305 - A11 SMC_CA414

A1 NOT USED

1 1/2"=1'-0" A305 - A11 SMC_CA414

4	GMP ADDENDUM #4	1/30/04
	GMP DOCUMENTS	1/19/04
no.	revisions/submissions	date

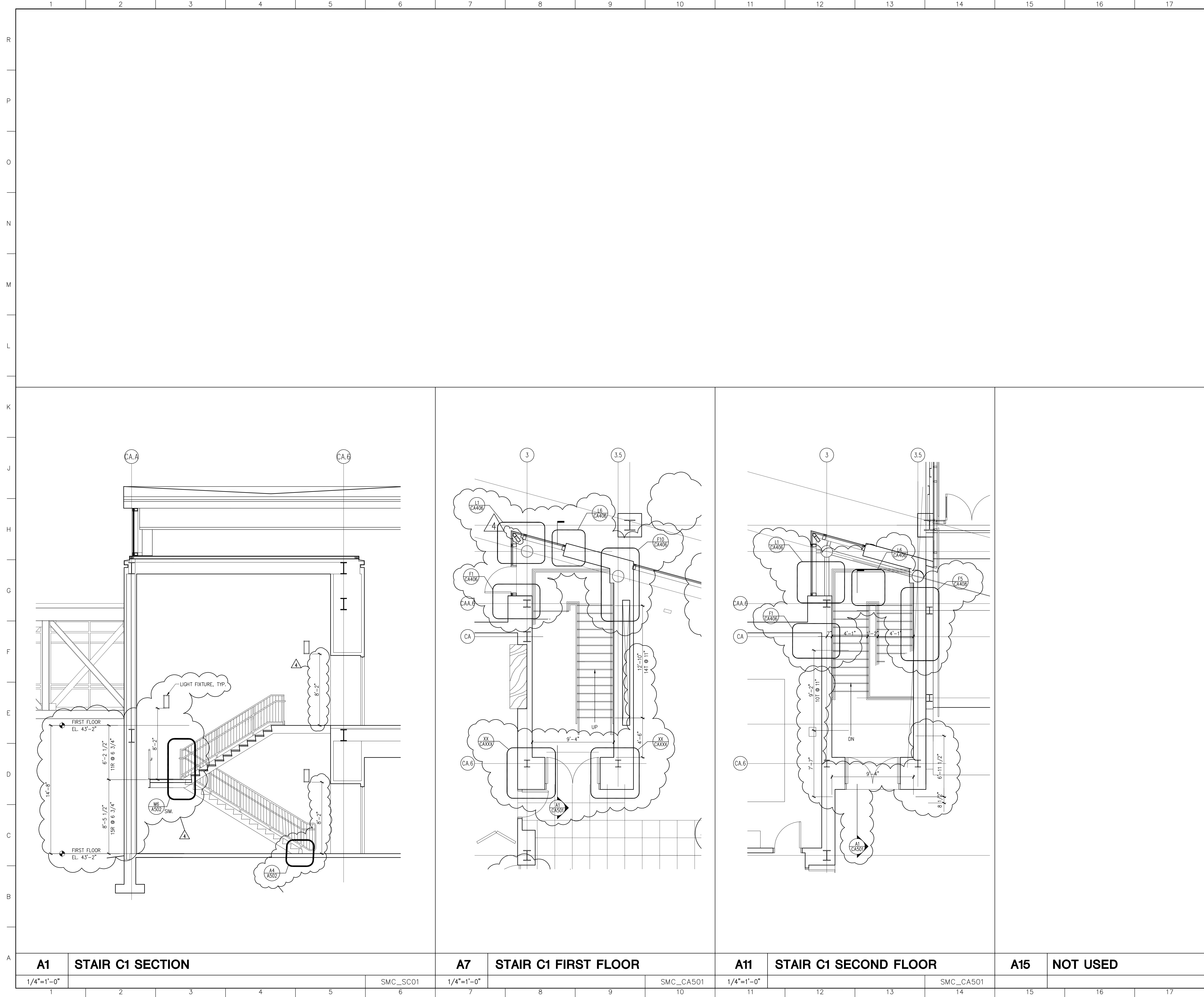
Einhorn Yaffee Prescott
Architecture & Engineering P.C.
24 School Street
Boston, MA 02108
Telephone 617 305 9800
Fax 617 305 9888
eyppae.com

EYP/

**UNIVERSITY OF SOUTHERN MAINE
COMMUNITY EDUCATION CENTER - PHASE 2
PORTLAND, MAINE**

drawing title
EXTERIOR WALL DETAILS

seal	designed by AR	project no. 5001024.00
	drawn by AR, YL, MJT	CAD file no.
	checked by	drawing no.
	date 1/19/2004	
	scale 1 1/2"=1'-0"	C-A415



4	GMP ADDENDUM #4	1/30/04
	GMP DOCUMENTS	1/19/04
	no. revisions/submissions	date

Einhorn Yaffee Prescott
 Architecture & Engineering P.C.
 24 School Street
 Boston, MA 02108
 Telephone 617 305 9800
 Fax 617 305 9888
 eypae.com

EYP/

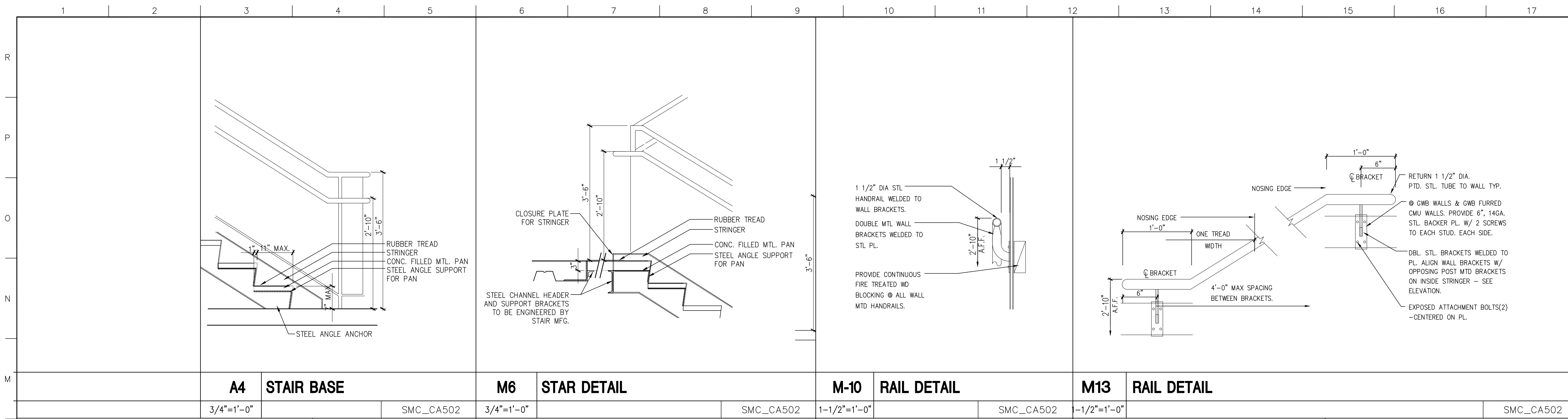
**UNIVERSITY OF SOUTHERN MAINE
 COMMUNITY EDUCATION CENTER - PHASE 2
 PORTLAND, MAINE**

drawing title **STAIR C1
 PLANS AND SECTIONS**

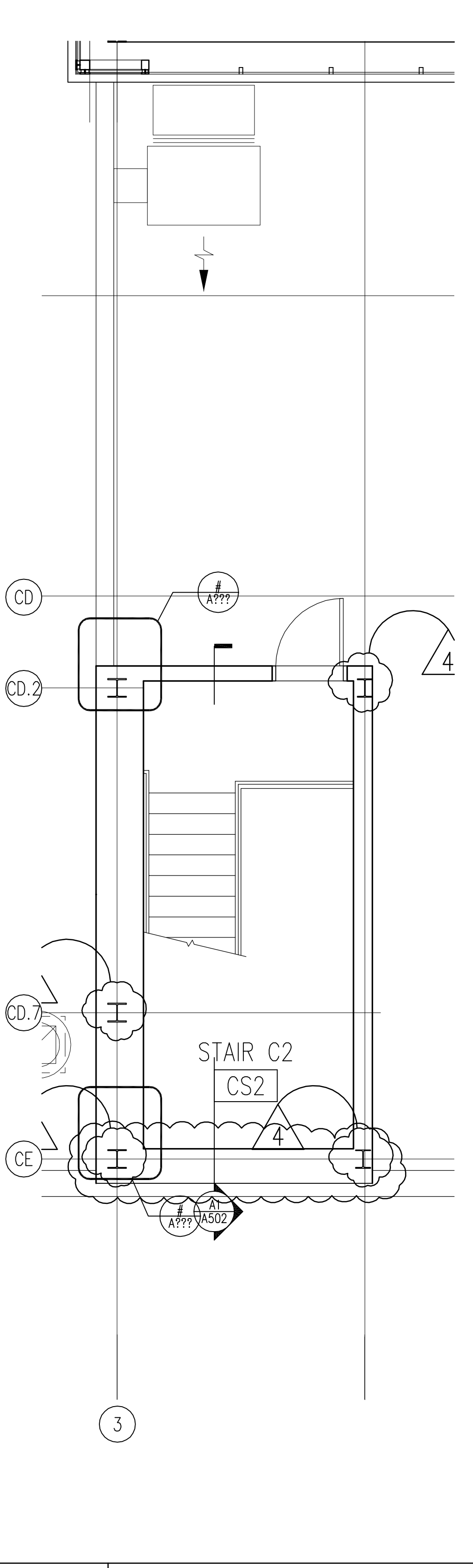
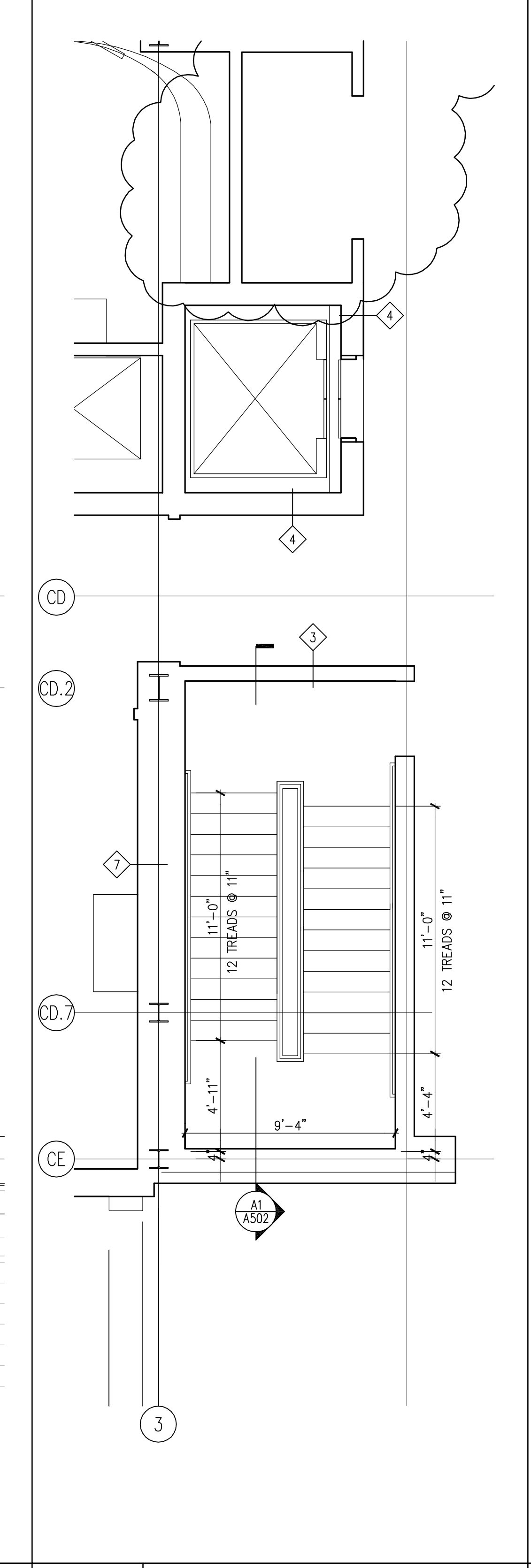
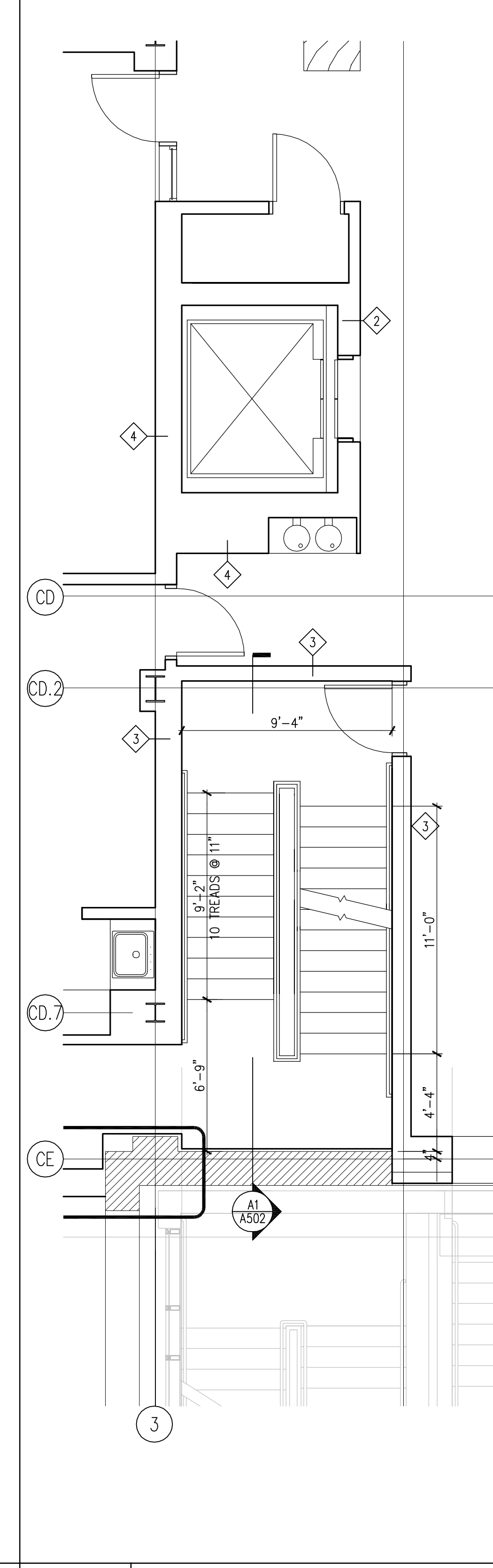
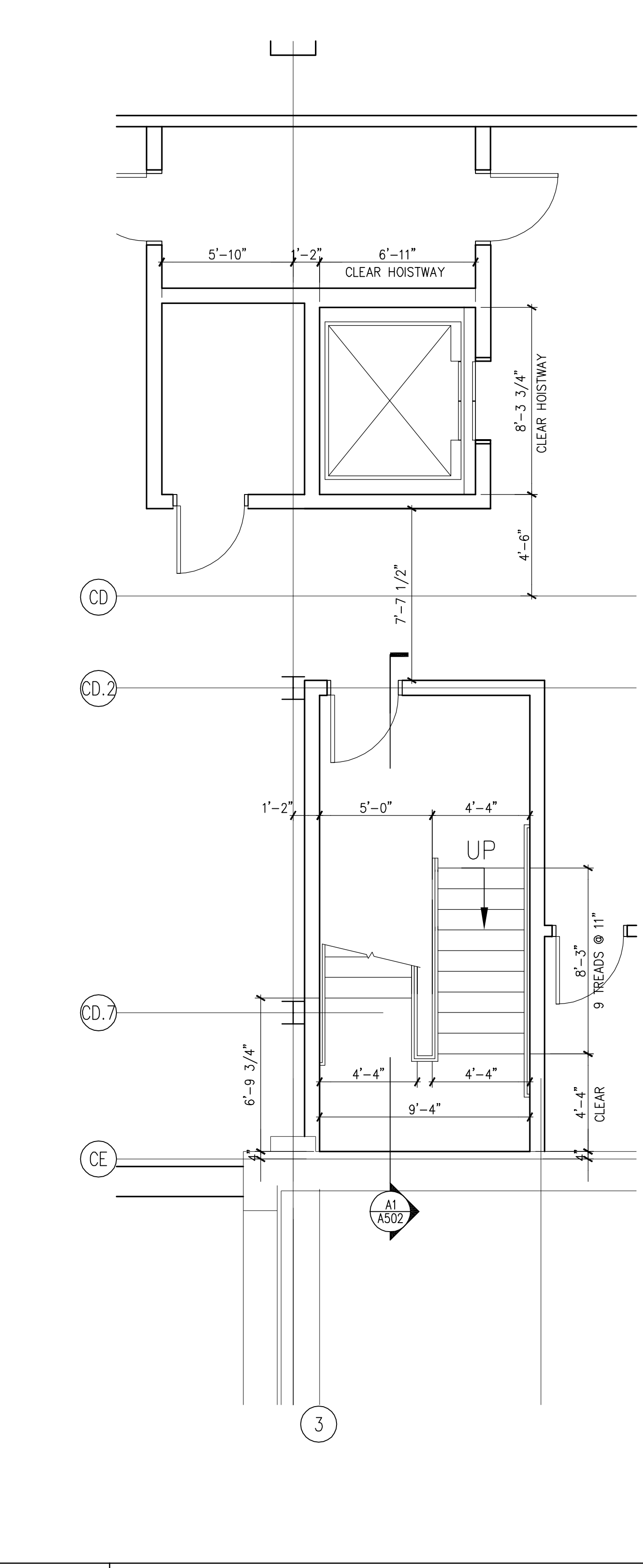
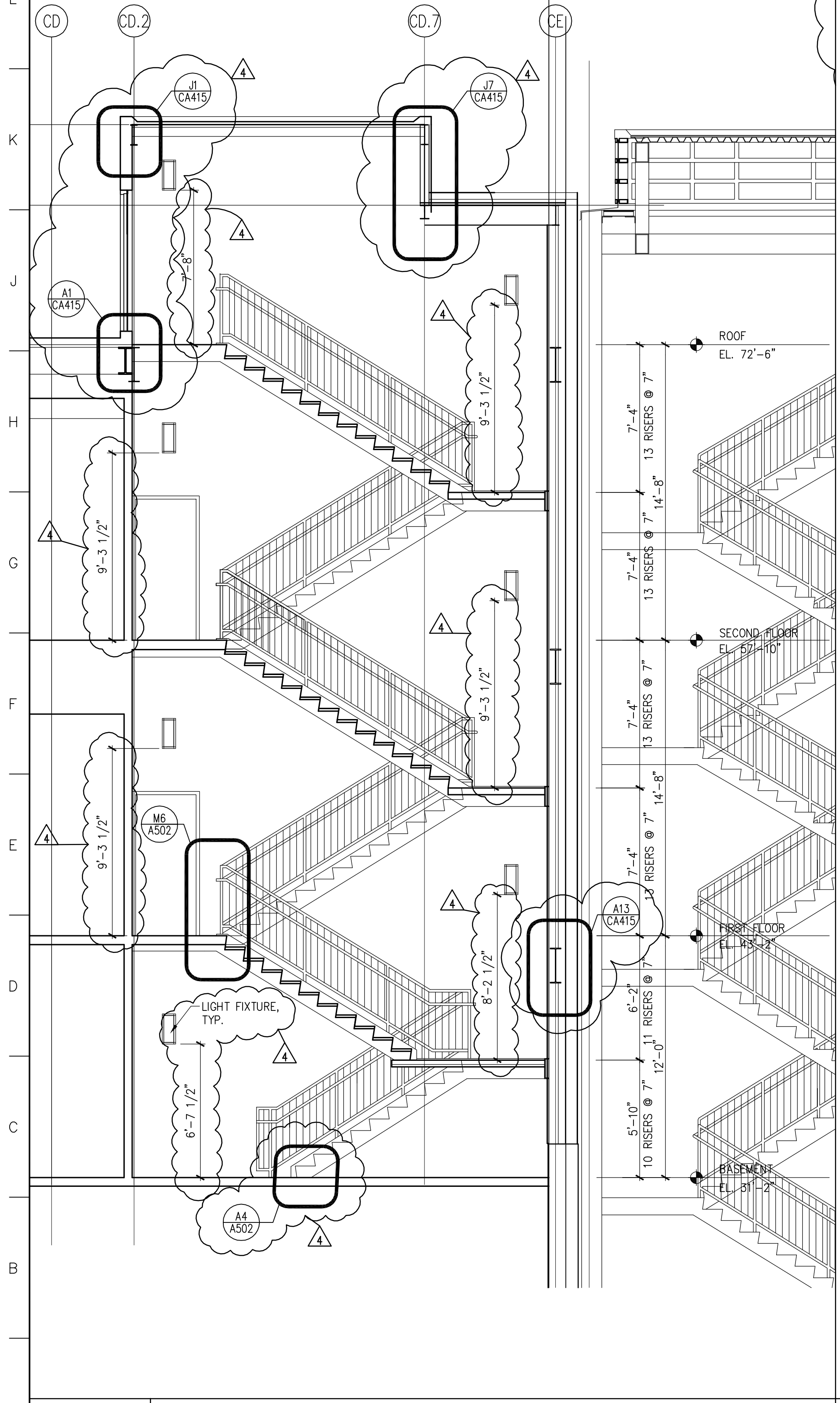
seal _____ designed by AR project no. 5001024.00
 drawn by AR CAD file no. _____
 checked by AR drawing no. _____

date 1/19/2004
 scale AS NOTED
C-A501

A1	STAIR C1 SECTION															
1/4"=1'-0"		SMC_SC01		1/4"=1'-0"		SMC_CA501		1/4"=1'-0"		SMC_CA501						

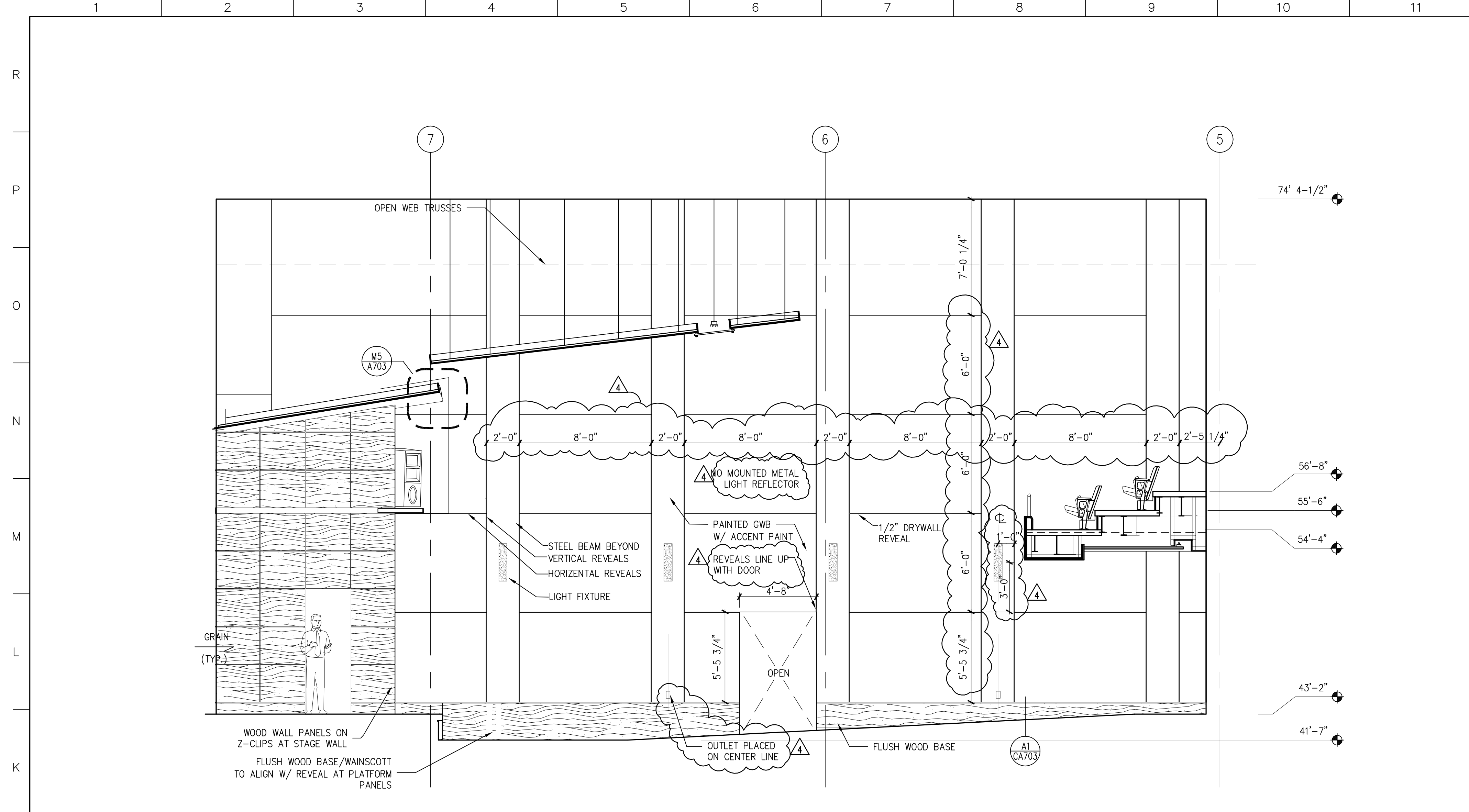


3/4"=1'-0"	SMC_CA502	3/4"=1'-0"	SMC_CA502	1-1/2"=1'-0"	SMC_CA502	1-1/2"=1'-0"	SMC_CA502
------------	-----------	------------	-----------	--------------	-----------	--------------	-----------




1/4"=1'-0"	SMC_SCO1	1/4"=1'-0"	SMC_AF0B	1/4"=1'-0"	SMC_AF01	1/4"=1'-0"	SMC_AF02	1/4"=1'-0"	SMC_AFCS
------------	----------	------------	----------	------------	----------	------------	----------	------------	----------

4 GMP ADDENDUM #4		1/30/04
GMP DOCUMENTS		1/19/04
no. revisions/submissions		date
Einhorn Yaffee Prescott Architecture & Engineering P.C. 24 School Street Boston, MA 02108 Telephone 617 305 9800 Fax 617 305 9888 eypae.com		
EYP/		
UNIVERSITY OF SOUTHERN MAINE COMMUNITY EDUCATION CENTER - PHASE 2 PORTLAND, MAINE		
drawing title STAIR C2 PLANS AND SECTIONS		
seal	designed by AR	project no. 5001024.00
	drawn by AR	CAD file no.
	checked by XX	drawing no.
	date 1/19/2004	
	scale AS NOTED	
C-A502		



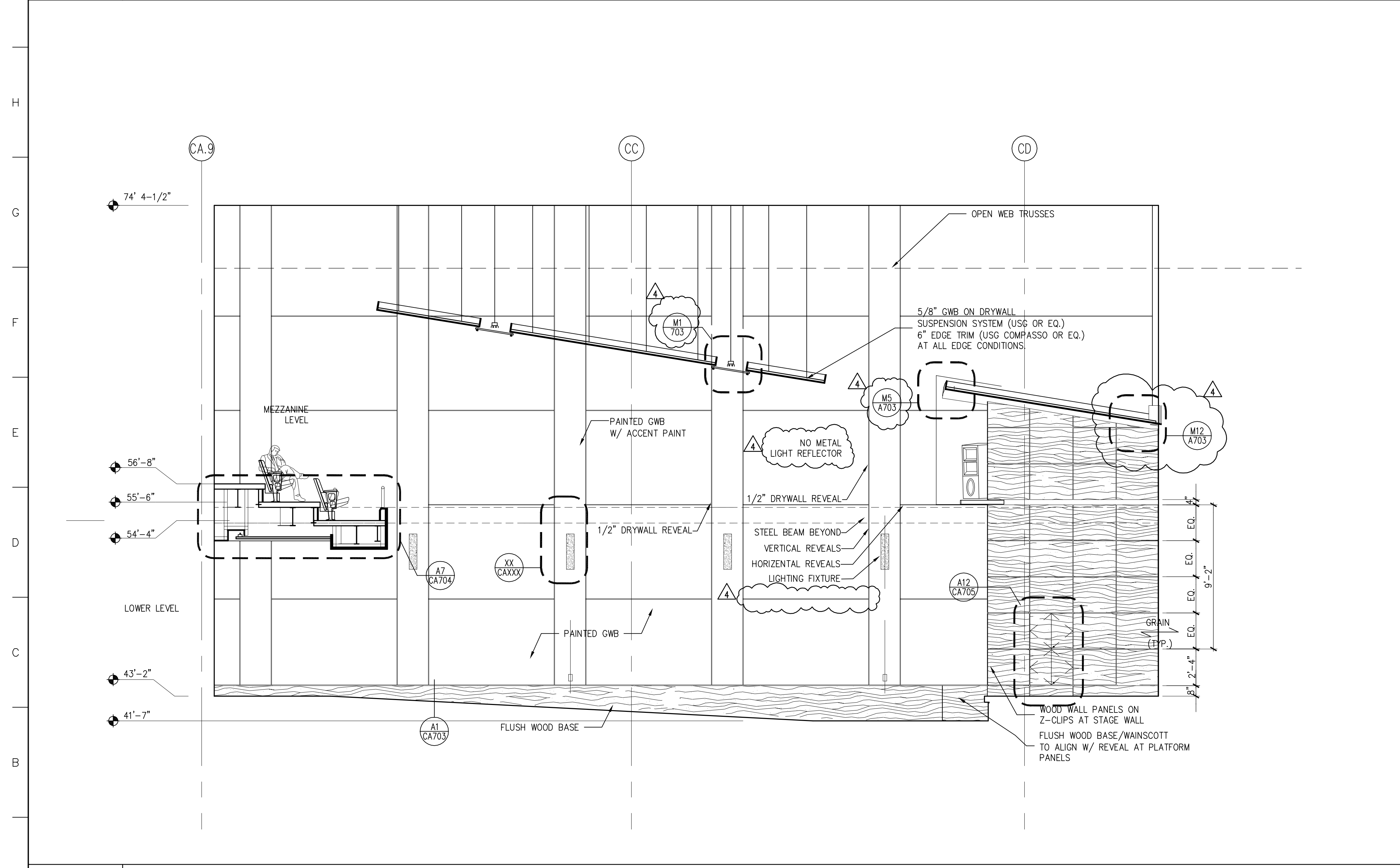
J1 SOUTH ELEVATION

1/4"=1'-0" SMC_IE03



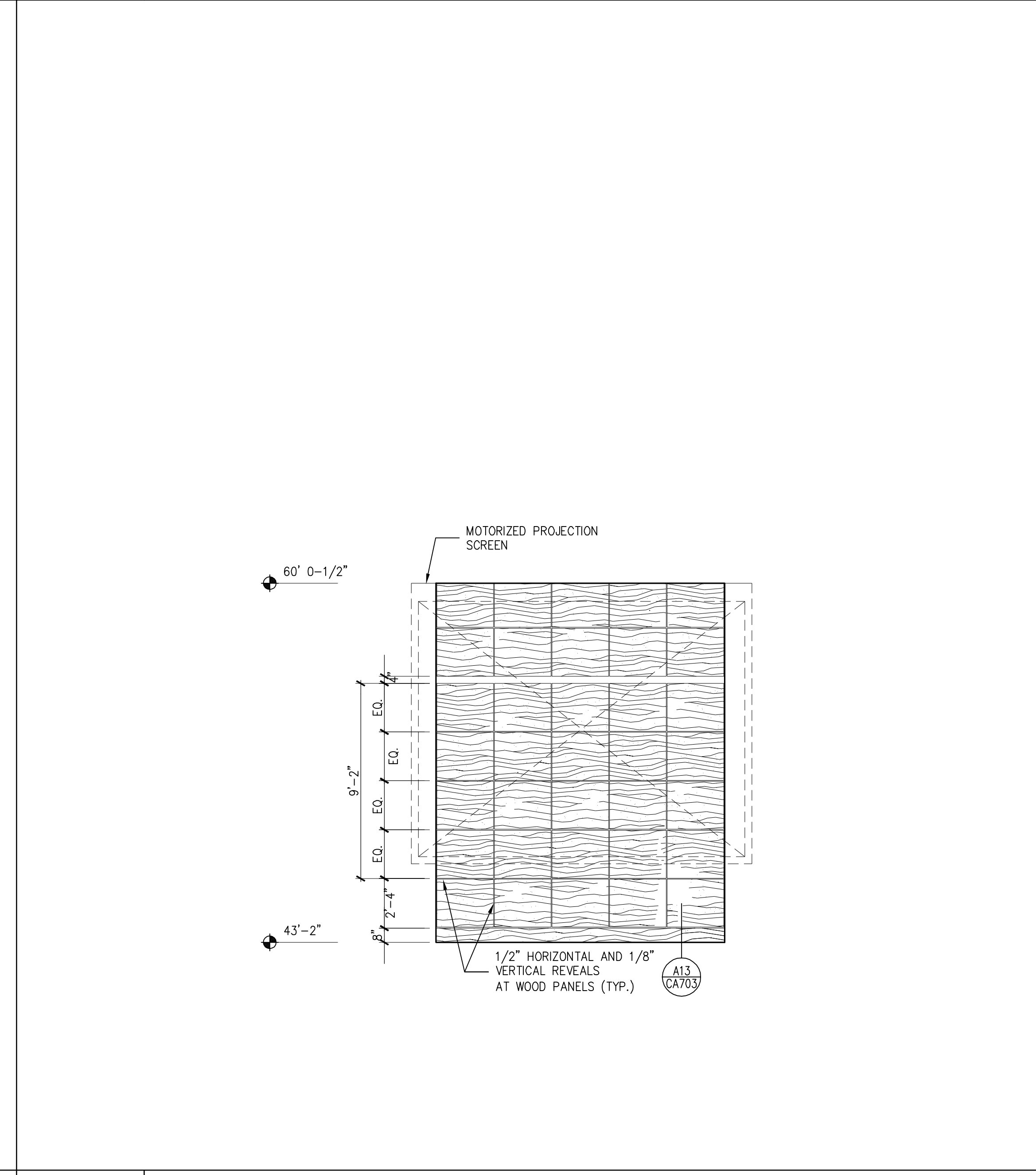
A11 STAGE ELEVATION

1/4"=1'-0" SMC_IE03



A1 EAST ELEVATION

1/4"=1'-0" SMC_IE03



J1 SOUTH ELEVATION

1/4"=1'-0" SMC_IE03

4	GMP ADDENDUM #4	1/30/04
	GMP DOCUMENTS	1/19/04
	no. revisions/submissions	date

Einhorn Yaffee Prescott
 Architecture & Engineering P.C.
 24 School Street
 Boston, MA 02108
 Telephone 617 305 9800
 Fax 617 305 9888
 eypae.com

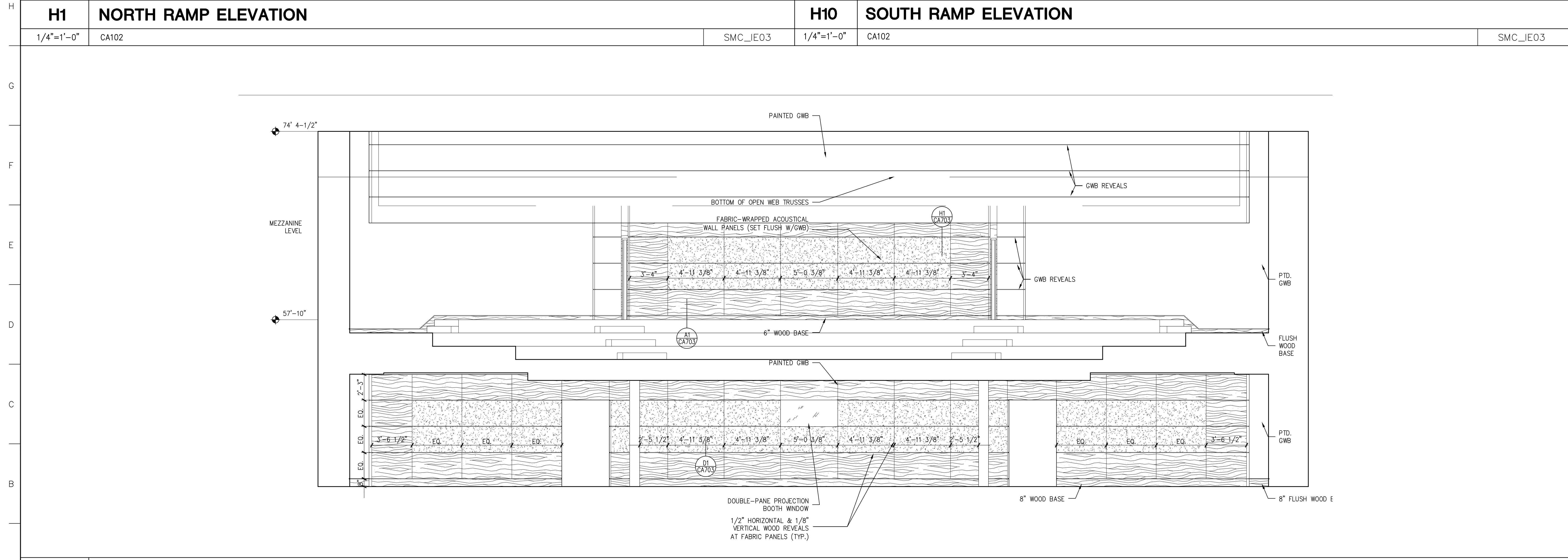
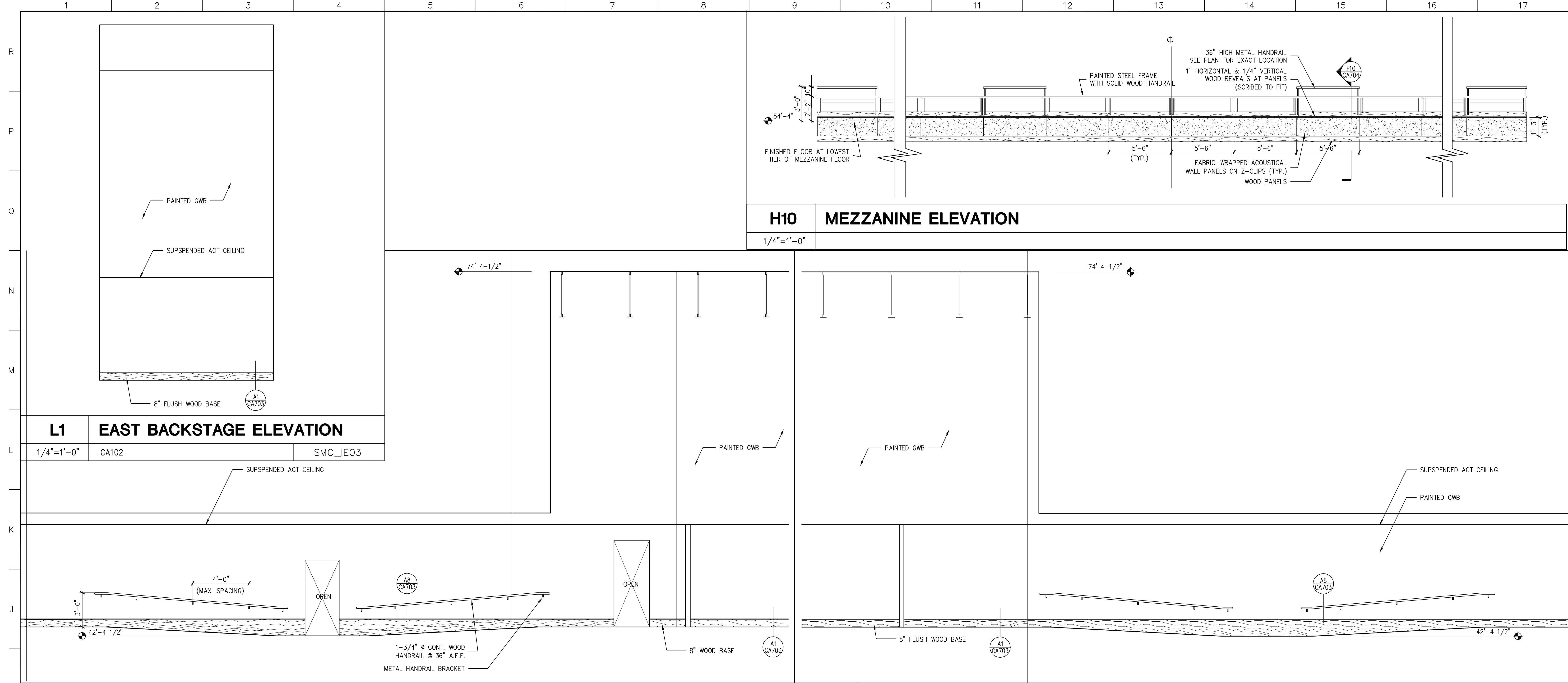
EYP/

**UNIVERSITY OF SOUTHERN MAINE
 COMMUNITY EDUCATION CENTER - PHASE 2
 PORTLAND, MAINE**


drawing title **INTERIOR ELEVATIONS
 LECTURE HALL**

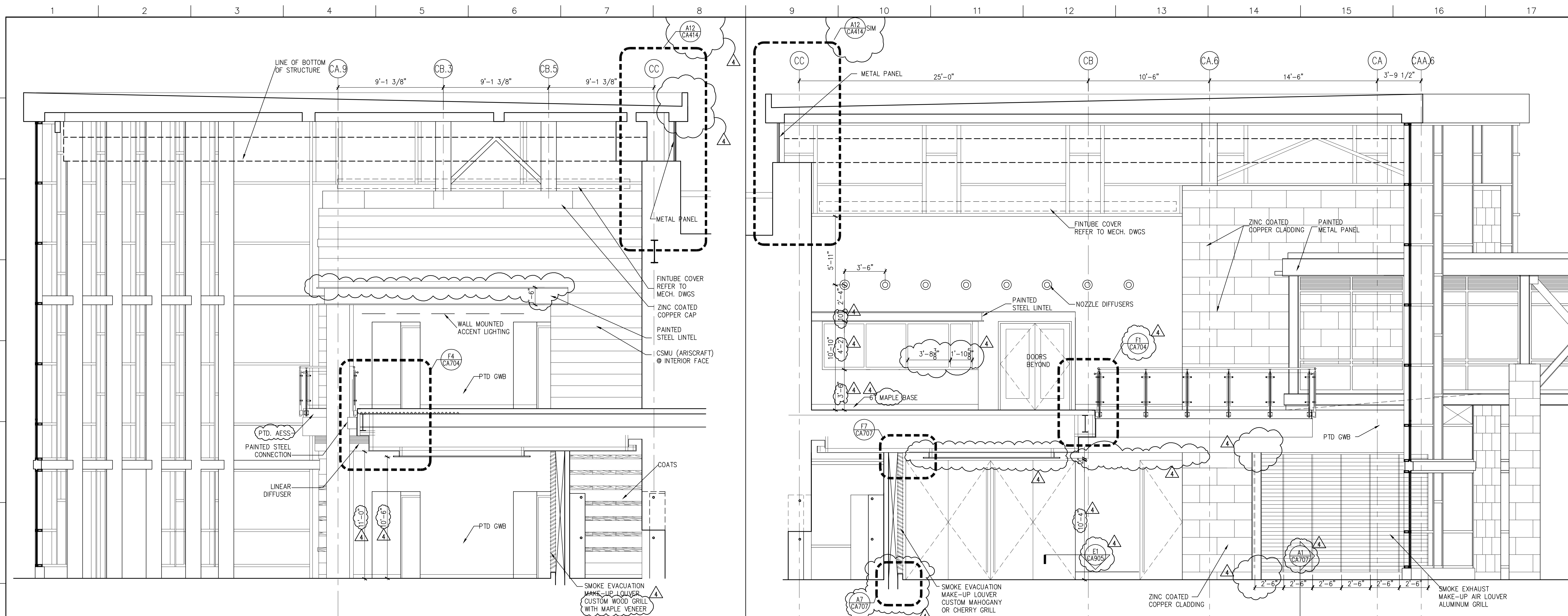
seal	designed by	project no.
	MC	5001024.00
	drawn by	CAD file no.
	MC, JW	SMC_CA610.dwg
	checked by	drawing no.
	date	
	1/19/2004	
	scale	
	AS NOTED	

C-A610



A1 REAR ELEVATIONS
 1/4"=1'-0" CA102 SMC_IE03

GMP DOCUMENTS		1/19/04
no. revisions/submissions		date
 Einhorn Yaffee Prescott Architecture & Engineering P.C. 24 School Street Boston, MA 02108 Telephone 617 305 9800 Fax 617 305 9888 eypae.com		
UNIVERSITY OF SOUTHERN MAINE COMMUNITY EDUCATION CENTER - PHASE 2 PORTLAND, MAINE		
drawing title INTERIOR ELEVATIONS LECTURE HALL		
seal	designed by MC	project no. 5001024.00
	drawn by MC, JW	CAD file no. SMC_CA611.dwg
	checked by	drawing no.
	date 1/19/2004	C-A611
	scale AS NOTED	

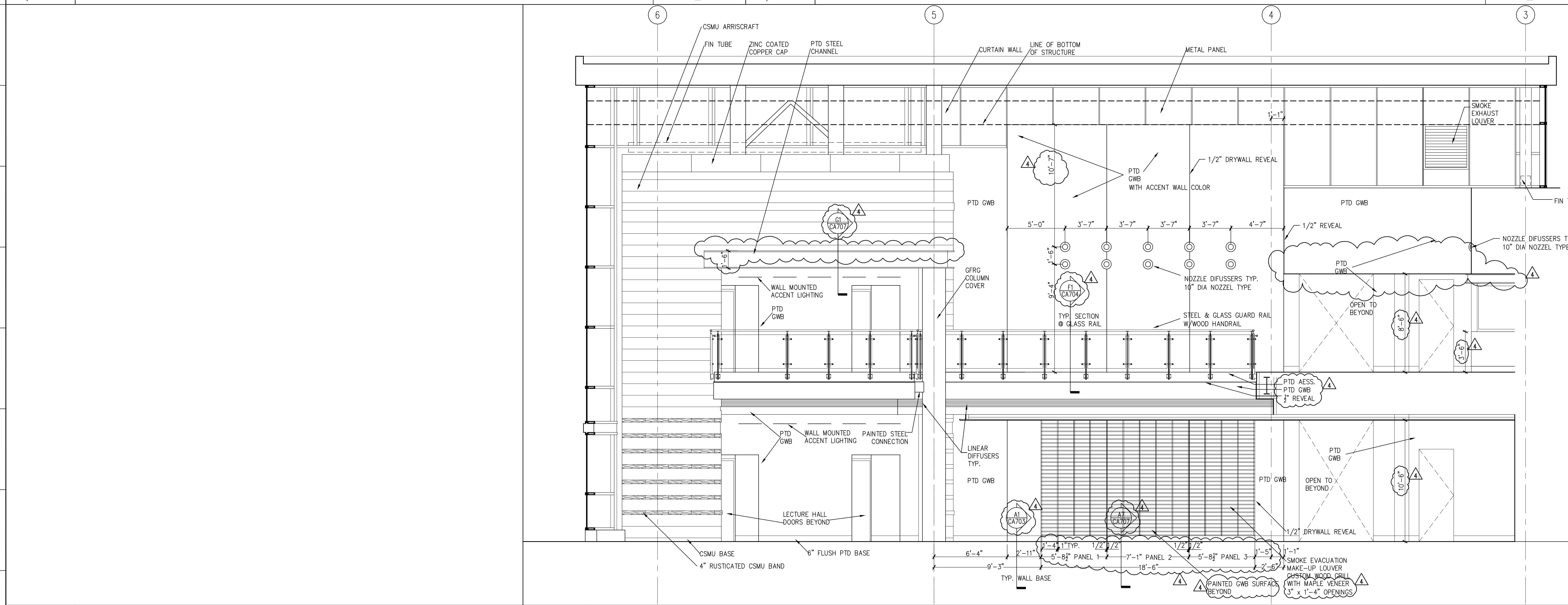


J1 LOBBY EAST ELEVATION

1/4"=1'-0" SMC_JE01

J9 LOBBY WEST ELEVATION

1/4"=1'-0" SMC_JE01



A6 LOBBY SOUTH ELEVATION

1/4"=1'-0" SMC_JE01

A1 NOT USED

1/4"=1'-0"

4	GMP ADDENDUM #4	1/30/04
	GMP DOCUMENTS	1/19/04
	no. revisions/submissions	date

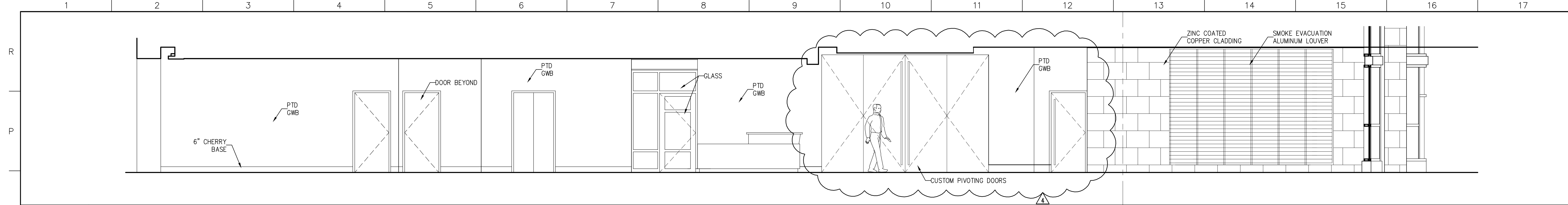
Einhorn Yaffee Prescott
 Architecture & Engineering P.C.
 24 School Street
 Boston, MA 02108
 Telephone 617 305 9800
 Fax 617 305 9888
 eypae.com

EYP/

**UNIVERSITY OF SOUTHERN MAINE
 COMMUNITY EDUCATION CENTER - PHASE 2
 PORTLAND, MAINE**
 drawing title **INTERIOR ELEVATIONS
 PUBLIC SPACE**

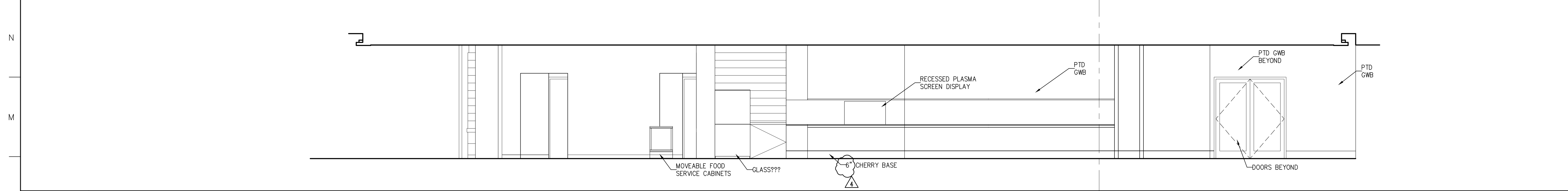
designed by	project no.	5001024.00
drawn by	CAD file no.	SMC_JE01
checked by	drawing no.	
date		1/19/2004
scale		1/4" = 1'-0"

C-A612



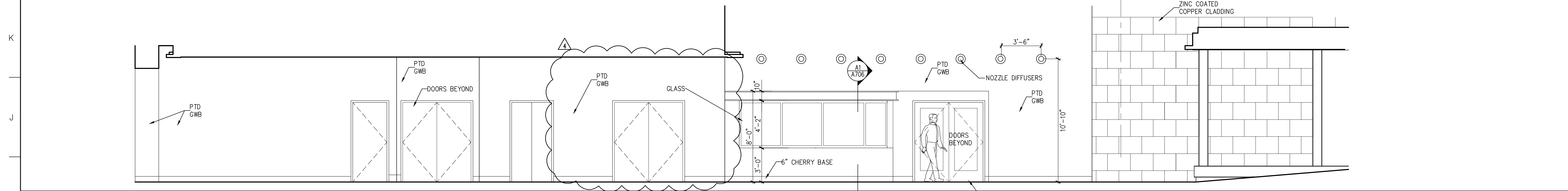
O1 FIRST FLOOR CORRIDOR WEST ELEVATION

1/4"=1'-0" SMC_IE02



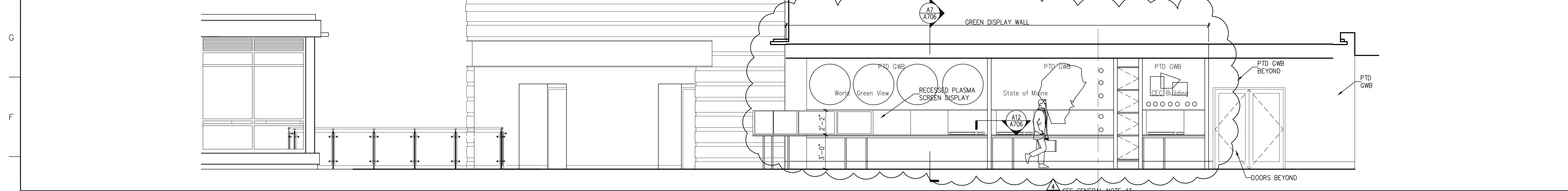
L1 FIRST FLOOR CORRIDOR EAST ELEVATION

1/4"=1'-0" SMC_IE02



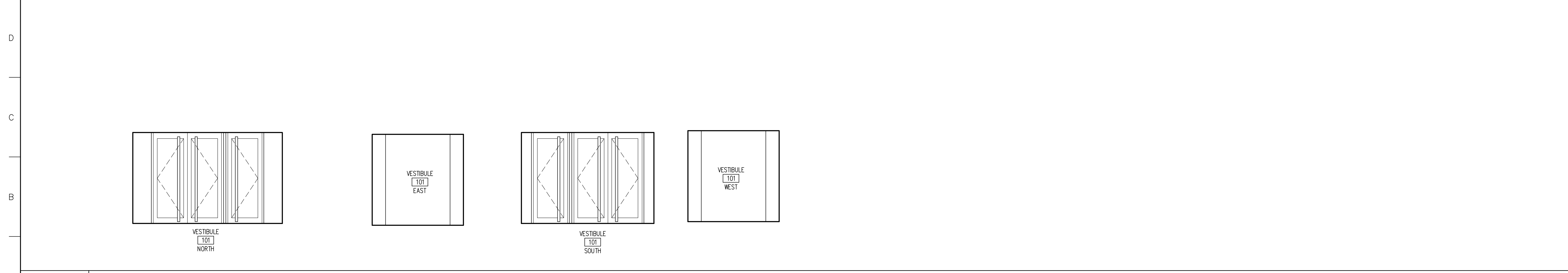
H1 SECOND FLOOR CORRIDOR WEST ELEVATION

1/4"=1'-0" SMC_IE02



E1 SECOND FLOOR CORRIDOR EAST ELEVATION

1/4"=1'-0" SMC_IE02



A1 VESTIBULE ELEVATIONS

1/4"=1'-0" SMC_IE02

GENERAL NOTES

1. ALL WINDOWS AT INTERNAL TO RECEIVE WOOD SILL W/CLEAR FINISH AS PER DETAIL. ??? TYP.
ALL WALL SURFACES ARE PTD. GWB U.N.O.
2. TYPICAL INTERIOR DEVICE LOCATION
ALIGN TOPS AT 3'-0"
3. FOR WORK RELATED TO PROPOSED 'GREEN WALL' INCLUDING MILLWORK AND SPECIALTY SIGNAGE GENERAL CONTRACTOR TO CARRY AN ALLOWANCE OF \$40,000.00 SUCH ALLOWANCE SHALL BE CONSIDERED WITHIN THE GUARANTEED MAXIMUM BASE PRICE.

4	GMP ADDENDUM #4	1/30/04
	GMP DOCUMENTS	1/19/04
	no. revisions/submissions	date

Einhorn Yaffee Prescott
Architecture & Engineering P.C.
24 School Street
Boston, MA 02108
Telephone 617 305 9800
Fax 617 305 9888
eyppae.com

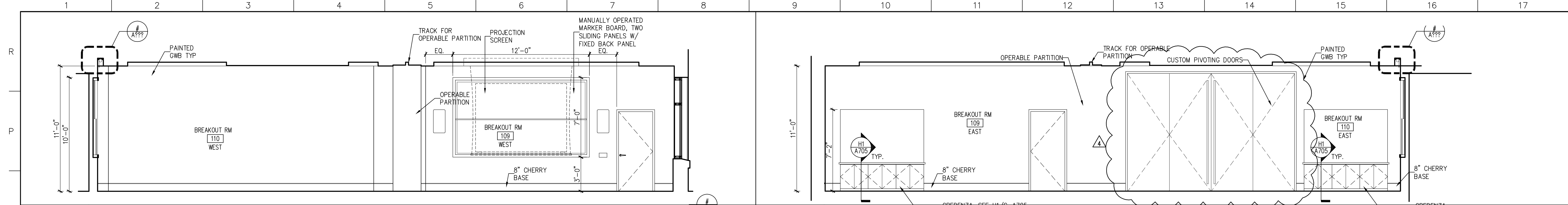


**UNIVERSITY OF SOUTHERN MAINE
COMMUNITY EDUCATION CENTER - PHASE 2
PORTLAND, MAINE**

drawing title **INTERIOR ELEVATIONS
CORRIDORS**

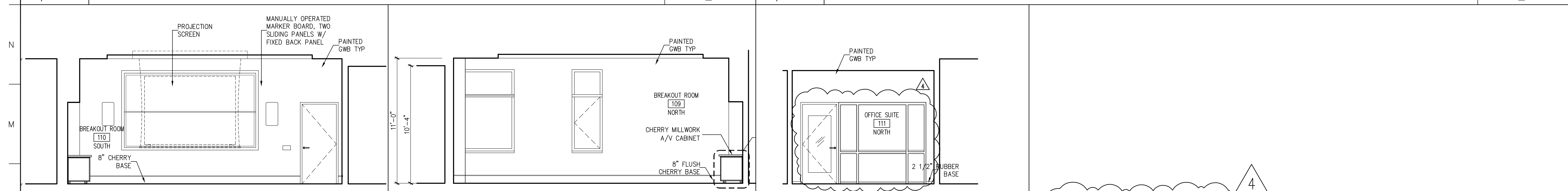
seal	designed by	project no.	5001024.00
	drawn by	CAD file no.	SMC_IE01
	checked by	drawing no.	
	date		1/19/2004
	scale		1/4" = 1'-0"

C-A613



O1 RM 110 & 109 WEST ELEVATIONS 1/4"=1'-0" CA102 SMC_IE02

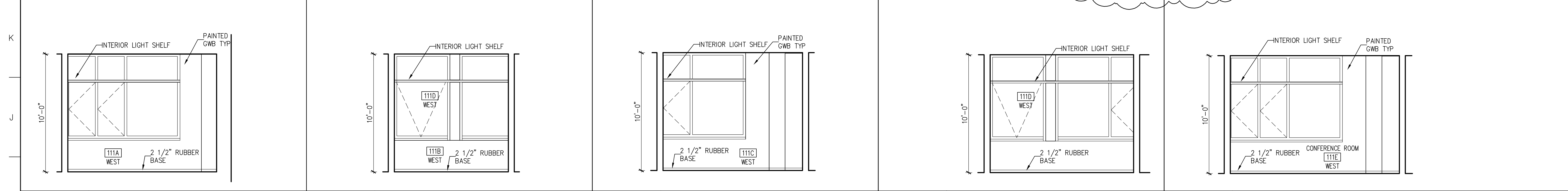
O9 RM 109 & 110 EAST ELEVATION 1/4"=1'-0" CA102 SMC_IE02



L1 RM 110 SOUTH ELEVATIONS 1/4"=1'-0" CA102 SMC_IE02

L5 RM 109 NORTH ELEVATIONS 1/4"=1'-0" CA102 SMC_IE02

L9 OFF. SUITE 111 N. ELEV. 1/4"=1'-0" CA102 SMC_IE02



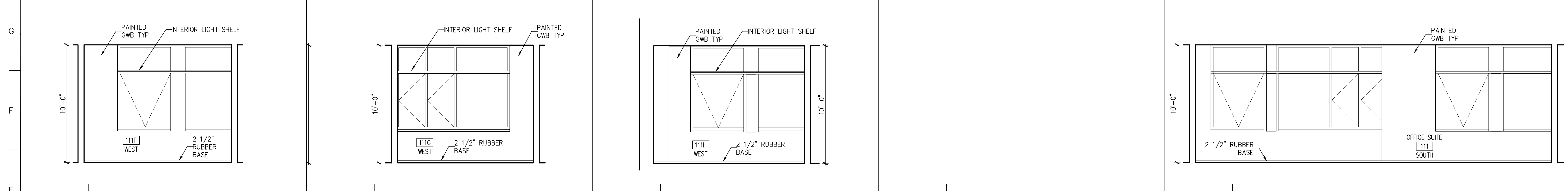
H1 RM 111A WEST ELEV. 1/4"=1'-0" CA102 SMC_IE02

H4 RM 111B WEST ELEV. 1/4"=1'-0" CA102 SMC_IE02

H7 RM. 111C WEST ELEV. 1/4"=1'-0" CA102 SMC_IE02

H10 RM 111D WEST ELEV 1/4"=1'-0" CA102 SMC_IE02

H13 RM 111E WEST ELEVATION 1/4"=1'-0" CA102 SMC_IE02



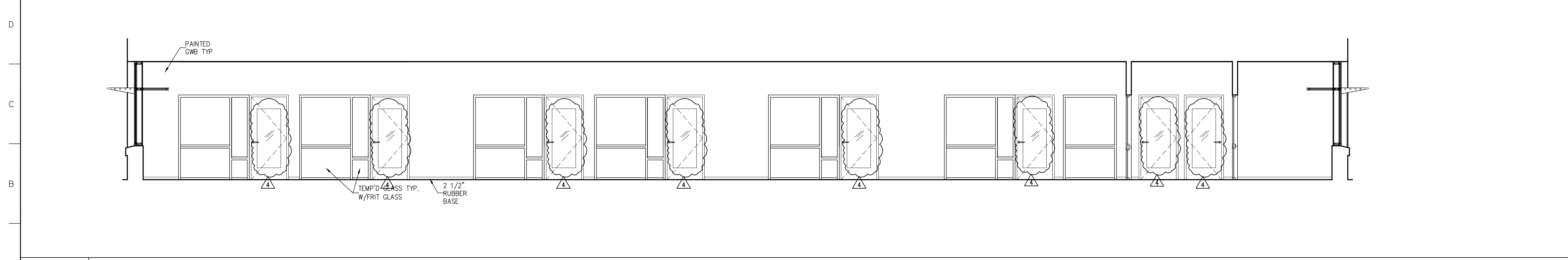
E1 RM 111F WEST ELEV. 1/4"=1'-0" CA102 SMC_IE02

E4 RM 111G WEST ELEV. 1/4"=1'-0" SMC_IE02 SMC_IE02

E7 RM 111H WEST ELEV. 1/4"=1'-0" CA102 SMC_IE02

E10 RM 111H SOUTH ELEV. 1/4"=1'-0" SMC_IE02 SMC_IE02

E13 OFFICE SUITE 111 SOUTH ELEVATION 1/4"=1'-0" CA102 SMC_IE02



A1 OFFICE SUITE 111 WEST ELEVATION 1/4"=1'-0" CA102 SMC_IE02

GENERAL NOTES

- ALL WINDOWS AT INTERNAL TO RECEIVE WOOD SILL W/CLEAR FINISH AS PER DETAIL. ??? TYP.
- ALL WALL SURFACES ARE PTD. GWB U.N.O.
- TYPICAL INTERIOR DEVICE LOCATION ALIGN TOPS AT 3'-0"

4	GMP ADDENDUM #4	1/30/04
	GMP DOCUMENTS	1/19/04
	no. revisions/submissions	date

Einhorn Yaffee Prescott
 Architecture & Engineering P.C.
 24 School Street
 Boston, MA 02108
 Telephone 617 305 9800
 Fax 617 305 9888
 eypae.com

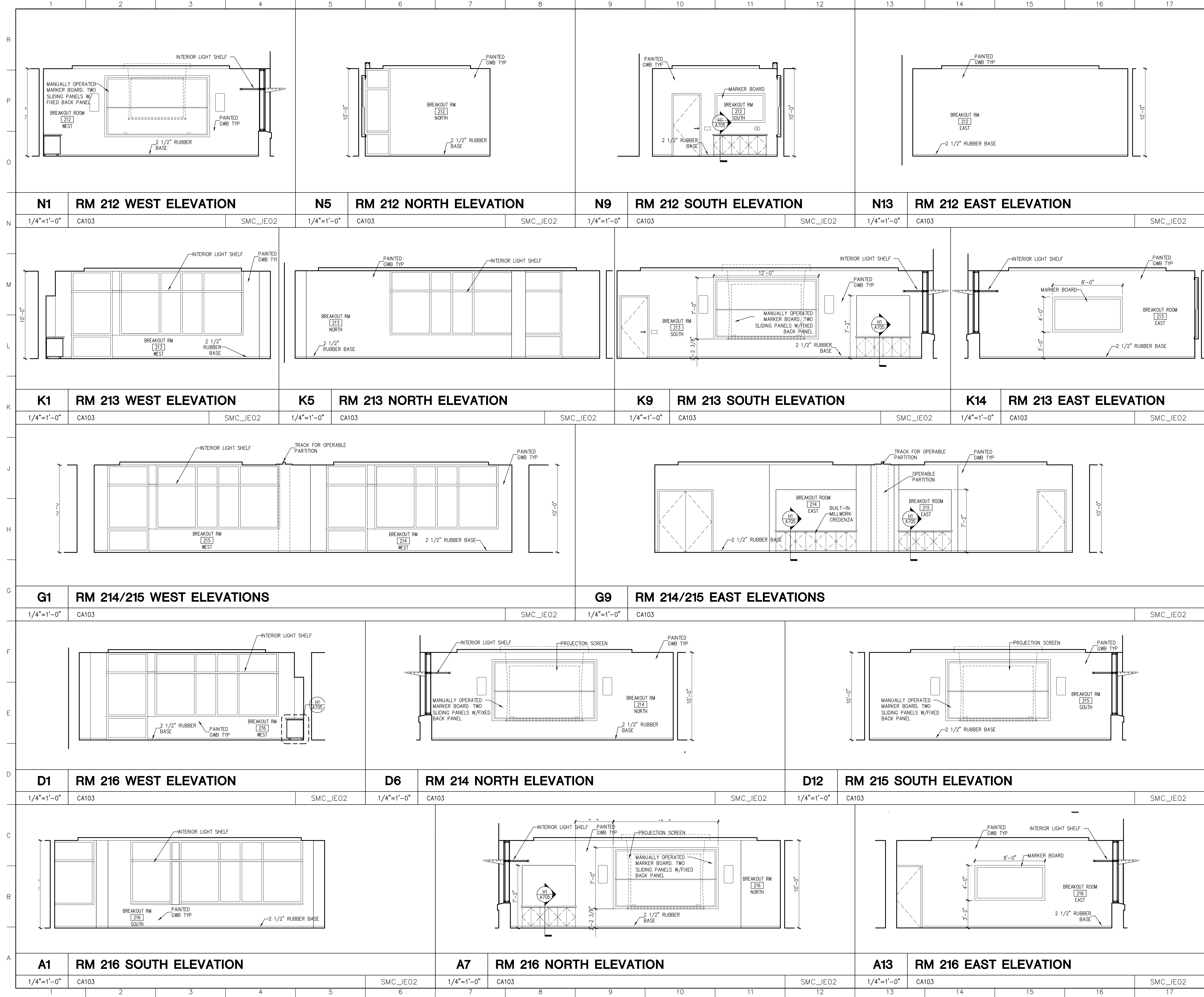
EYP/

**UNIVERSITY OF SOUTHERN MAINE
 COMMUNITY EDUCATION CENTER - PHASE 2
 PORTLAND, MAINE**

drawing title **INTERIOR ELEVATIONS
 FIRST FLOOR**

seal	designed by	project no.	5001024.00
	drawn by	CAD file no.	SMC_IE01
	checked by	drawing no.	
	date		1/19/2004
	scale		1/4" = 1'-0"

C-A614

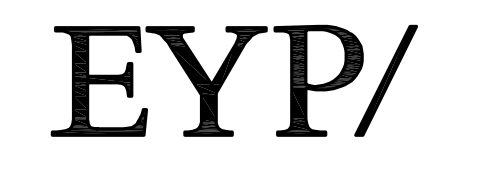


GENERAL NOTES

1. ALL WINDOWS AT INTERNAL TO RECEIVE WOOD SILL W/CLEAR FINISH AS PER DETAIL. ??? TYP.
ALL WALL SURFACES ARE PTD. GWB U.N.O.
2. TYPICAL INTERIOR DEVICE LOCATION
ALIGN TOPS AT 3'-0"

GMP DOCUMENTS	1/19/04
no. revisions/submissions	date

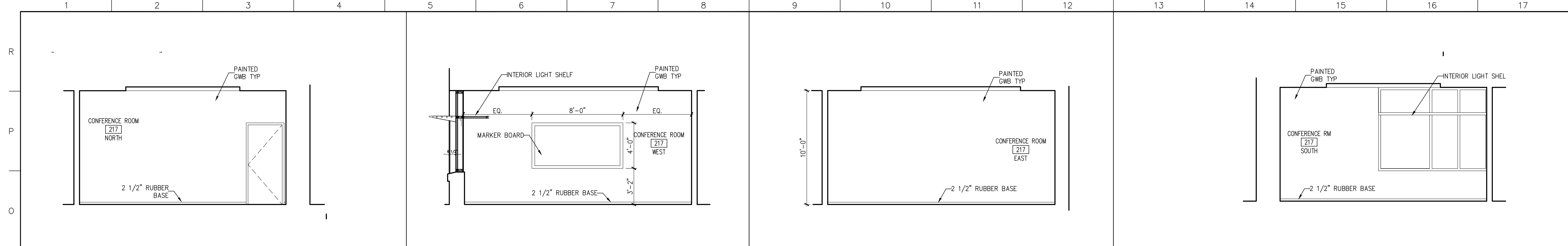
Einhorn Yaffee Prescott
Architecture & Engineering P.C.
24 School Street
Boston, MA 02108
Telephone 617 305 9800
Fax 617 305 9888
eyppae.com



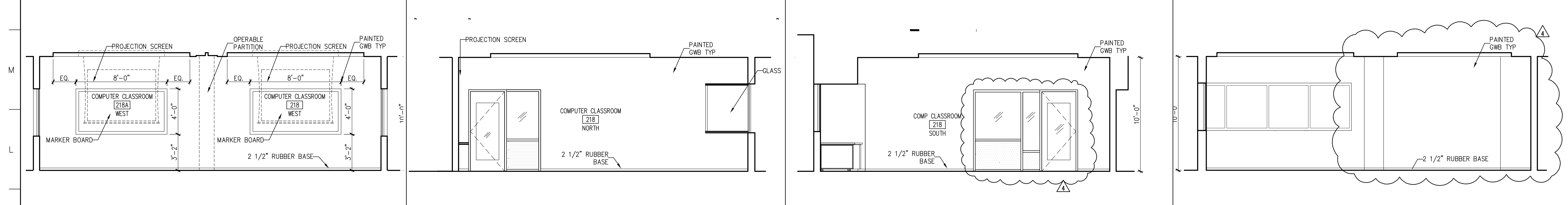
**UNIVERSITY OF SOUTHERN MAINE
COMMUNITY EDUCATION CENTER - PHASE 2
PORTLAND, MAINE**
drawing title **INTERIOR ELEVATIONS
SECOND FLOOR**

designed by	project no.	5001024.00
drawn by	CAD file no.	SMC_IE01
checked by	drawing no.	
date		1/19/2004
scale		1/4" = 1'-0"

C-A616



N1	RM 217 NORTH ELEVATION	N5	RM 217 WEST ELEVATION	N9	RM 217 EAST ELEVATION	N13	RM 217 SOUTH ELEVATION
1/4"=1'-0"	CA103	SMC_IE02	1/4"=1'-0"	CA103	SMC_IE02	1/4"=1'-0"	CA103



K1	RM 218 WEST ELEVATION	K5	RM 218 NORTH ELEVATION	K9	RM 218 SOUTH ELEVATION	K13	RM 218 EAST ELEVATION
1/4"=1'-0"	CA103	SMC_IE02	1/4"=1'-0"	CA103	SMC_IE02	1/4"=1'-0"	CA103



A1	NOT USED
	SMC_IE02

GENERAL NOTES

- ALL WINDOWS AT INTERNAL TO RECEIVE WOOD SILL W/CLEAR FINISH AS PER DETAIL. ??? TYP.
- ALL WALL SURFACES ARE PTD. GWB U.N.O.
- TYPICAL INTERIOR DEVICE LOCATION
ALIGN TOPS AT 3'-0"

4	GMP ADDENDUM #4	1/30/04
	GMP DOCUMENTS	1/19/04
no.	revisions/submissions	date

Einhorn Yaffee Prescott
Architecture & Engineering P.C.
24 School Street
Boston, MA 02108
Telephone 617 305 9800
Fax 617 305 9888
eyppae.com

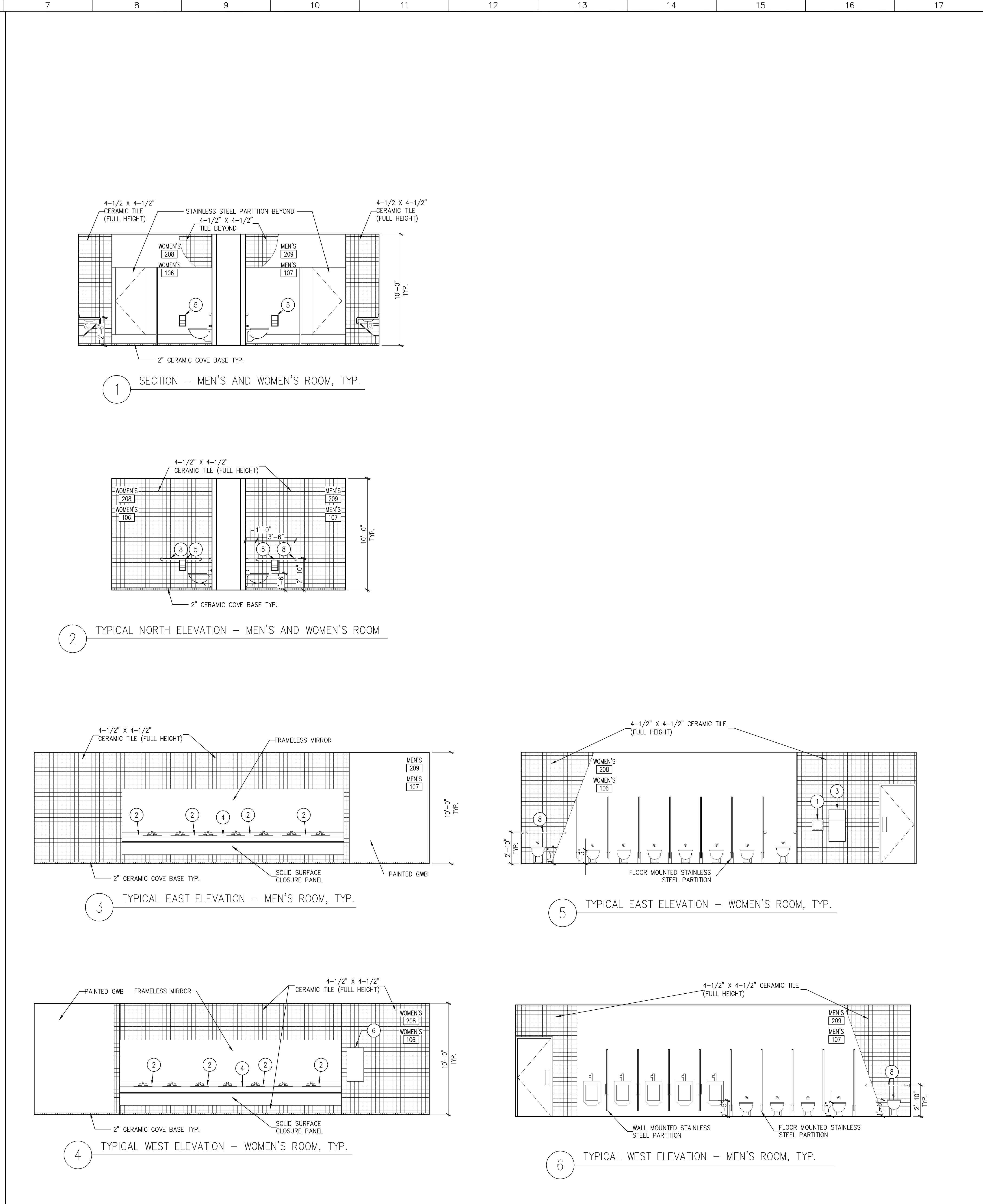
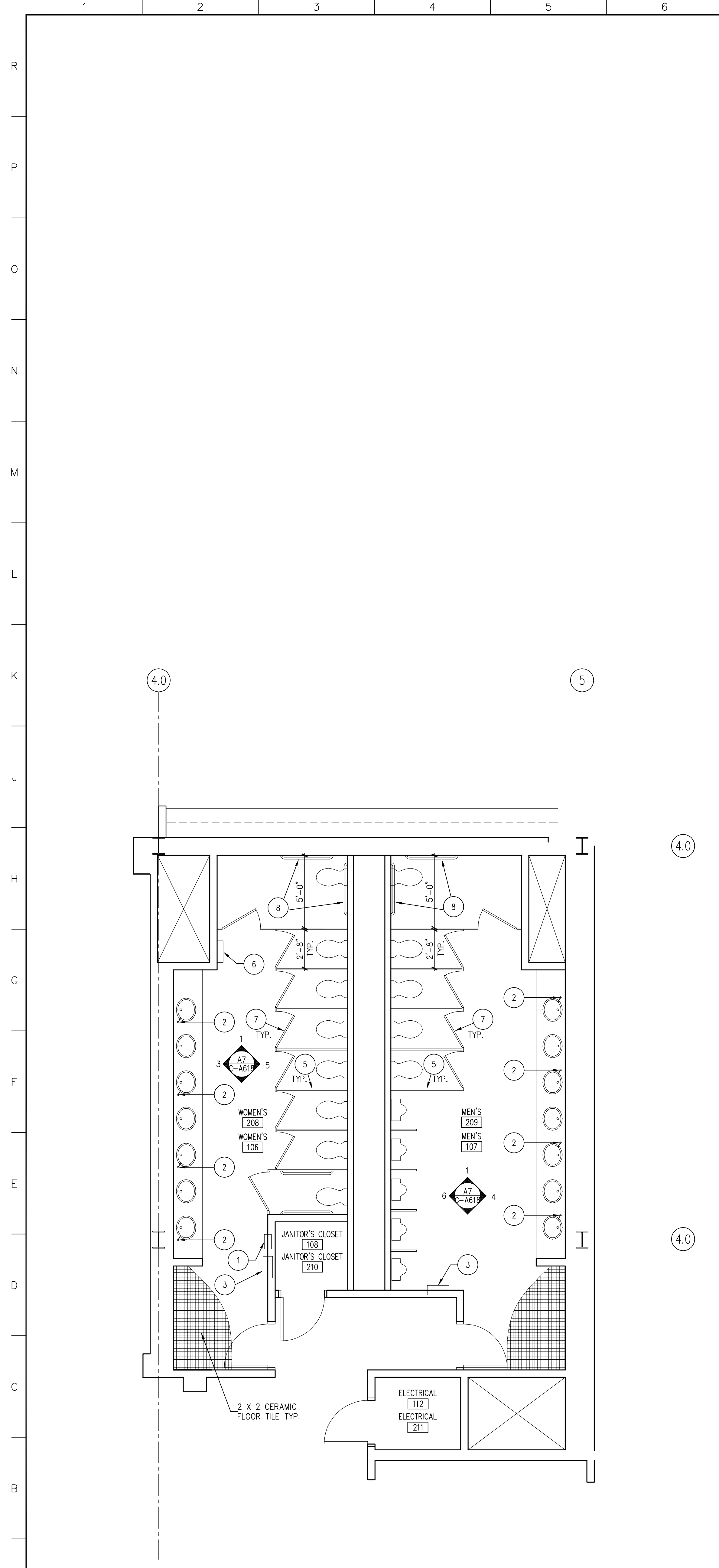


**UNIVERSITY OF SOUTHERN MAINE
COMMUNITY EDUCATION CENTER - PHASE 2
PORTLAND, MAINE**

drawing title **INTERIOR ELEVATIONS
SECOND FLOOR**

seal	designed by	project no.	5001024.00
	drawn by	CAD file no.	SMC_IE01
	checked by	drawing no.	
	date		1/19/2004
	scale		1/4" = 1'-0"

C-A617



- TOILET ACCESSORY KEY
- 1 SANITARY NAPKIN DISPOSAL
 - 2 LAVATORY-MOUNTED SOAP DISPENSER
 - 3 RECESSED PAPER TOWEL DISPENSER AND WASTE RECEPTACLE
 - 4 SOLID-SURFACE COUNTERTOP
 - 5 MULTI-ROLL TOILET PAPER DISPENSER
 - 6 SANITARY NAPKIN / TAMPON VENDING MACHINE
 - 7 COAT HOOK
 - 8 36" HORIZONTAL GRAB BAR

GMP DOCUMENTS	1/19/04
no. revisions/submissions	date

Einhorn Yaffee Prescott
 Architecture & Engineering P.C.
 24 School Street
 Boston, MA 02108
 Telephone 617 305 9800
 Fax 617 305 9888
 eypae.com

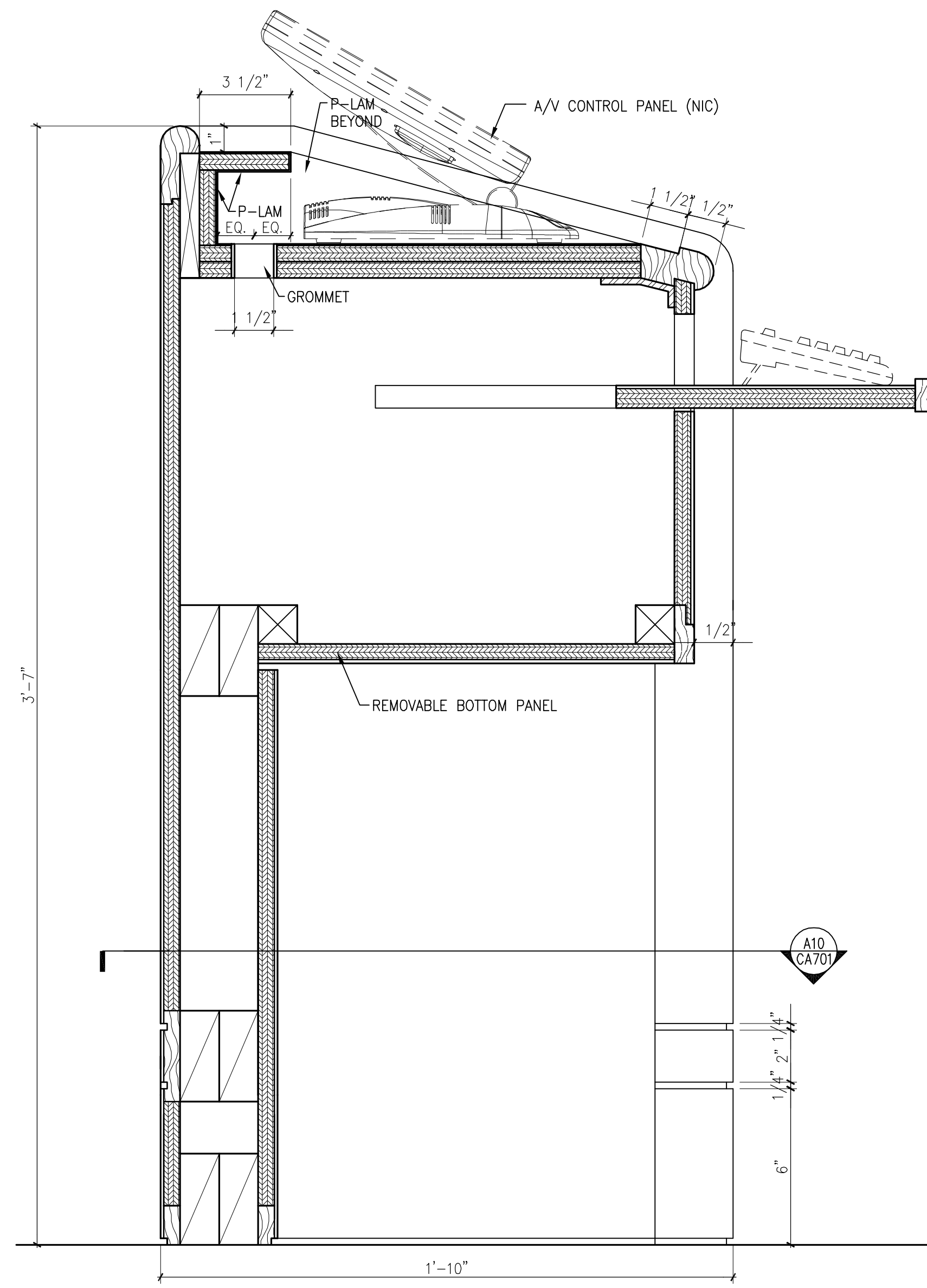
EYP/

**UNIVERSITY OF SOUTHERN MAINE
 COMMUNITY EDUCATION CENTER - PHASE 2
 PORTLAND, MAINE**

drawing title **ENLARGED TOILET ROOM
 PLANS & ELEVATIONS**

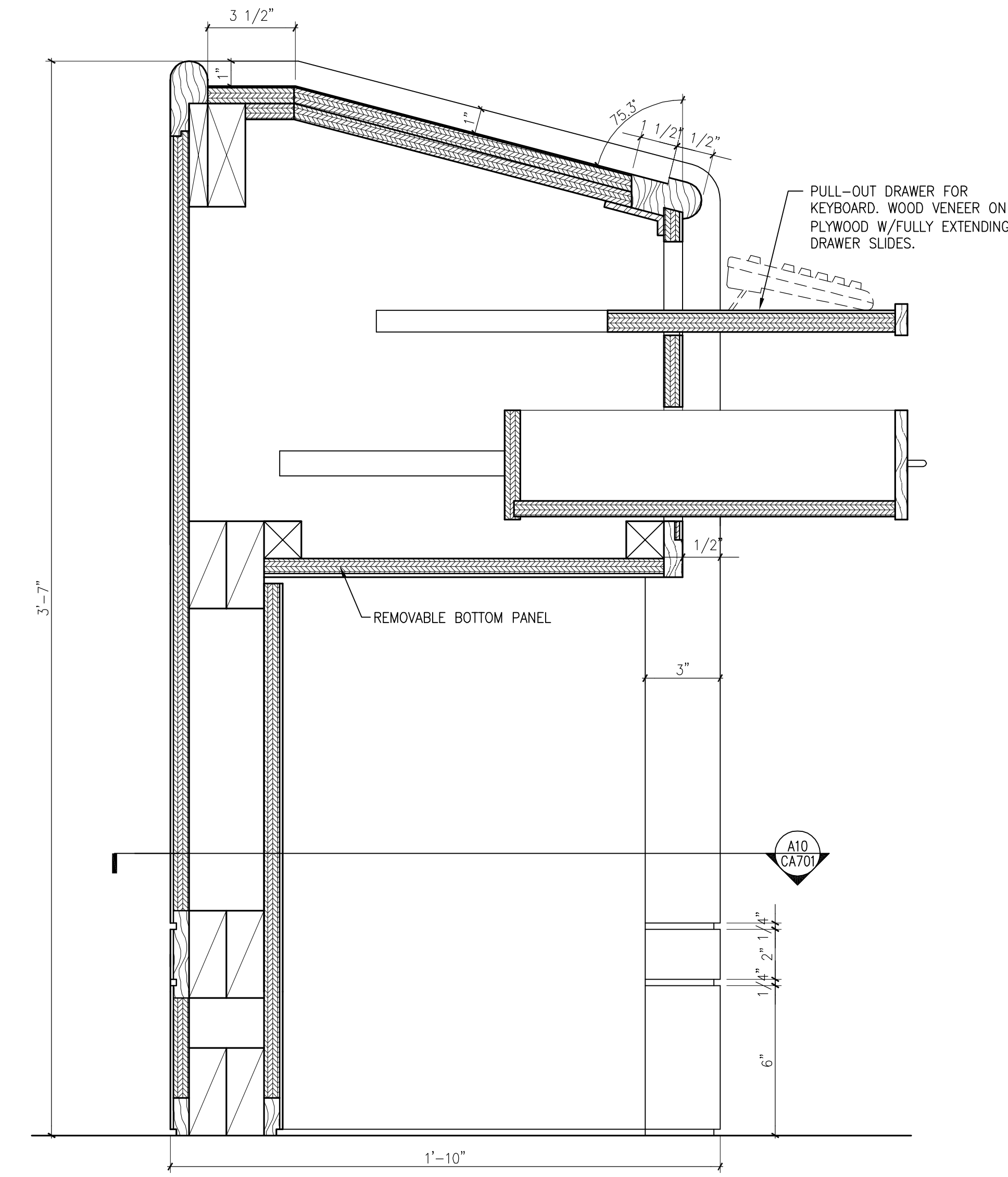
designed by	project no.	5001024.00
drawn by	CAD file no.	SMC_IE04
checked by	drawing no.	
date		1/19/2004
scale		1/4" = 1'-0"

C-A618



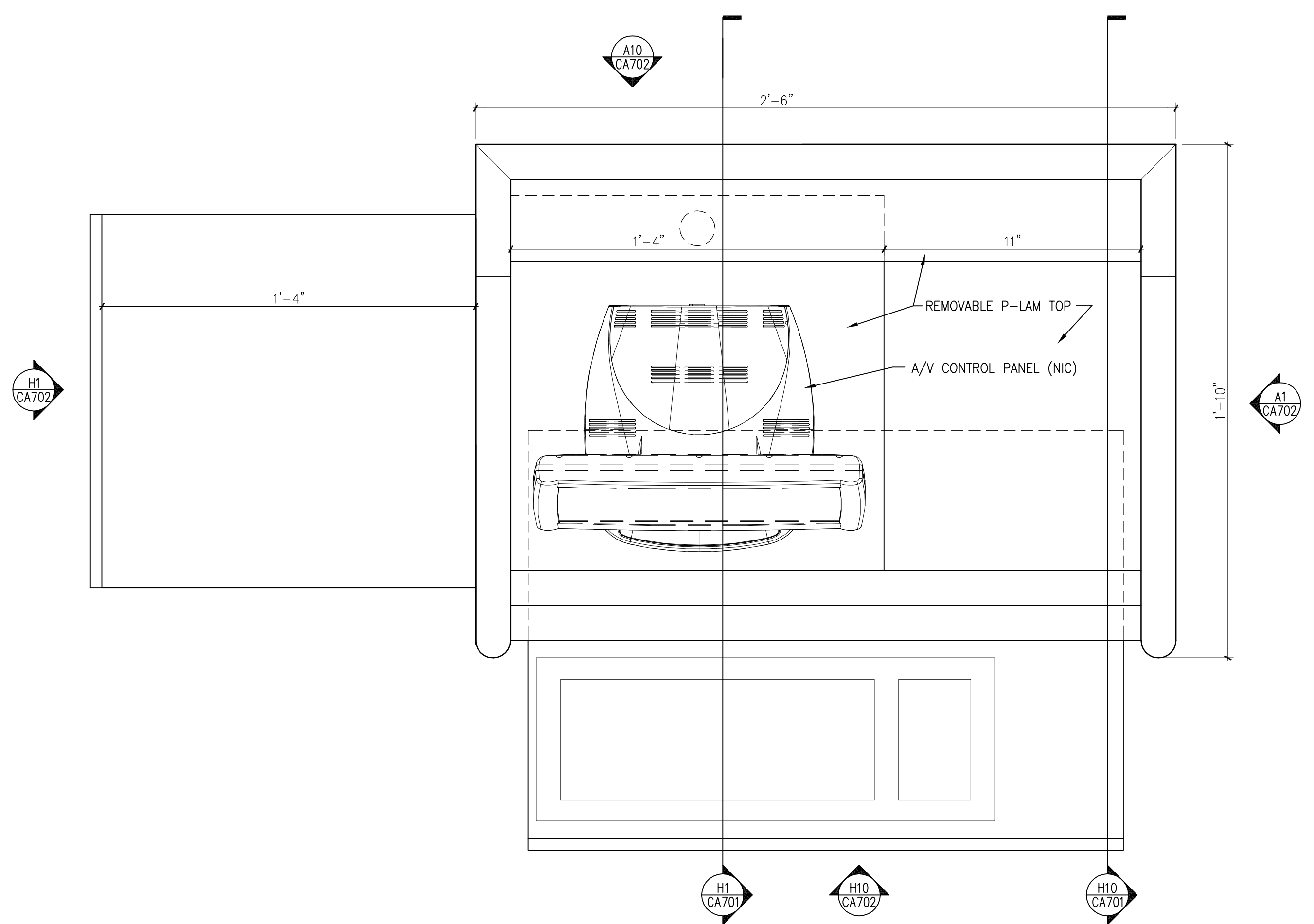
H1 **PODIUM SECTION**

3"=1'-0"



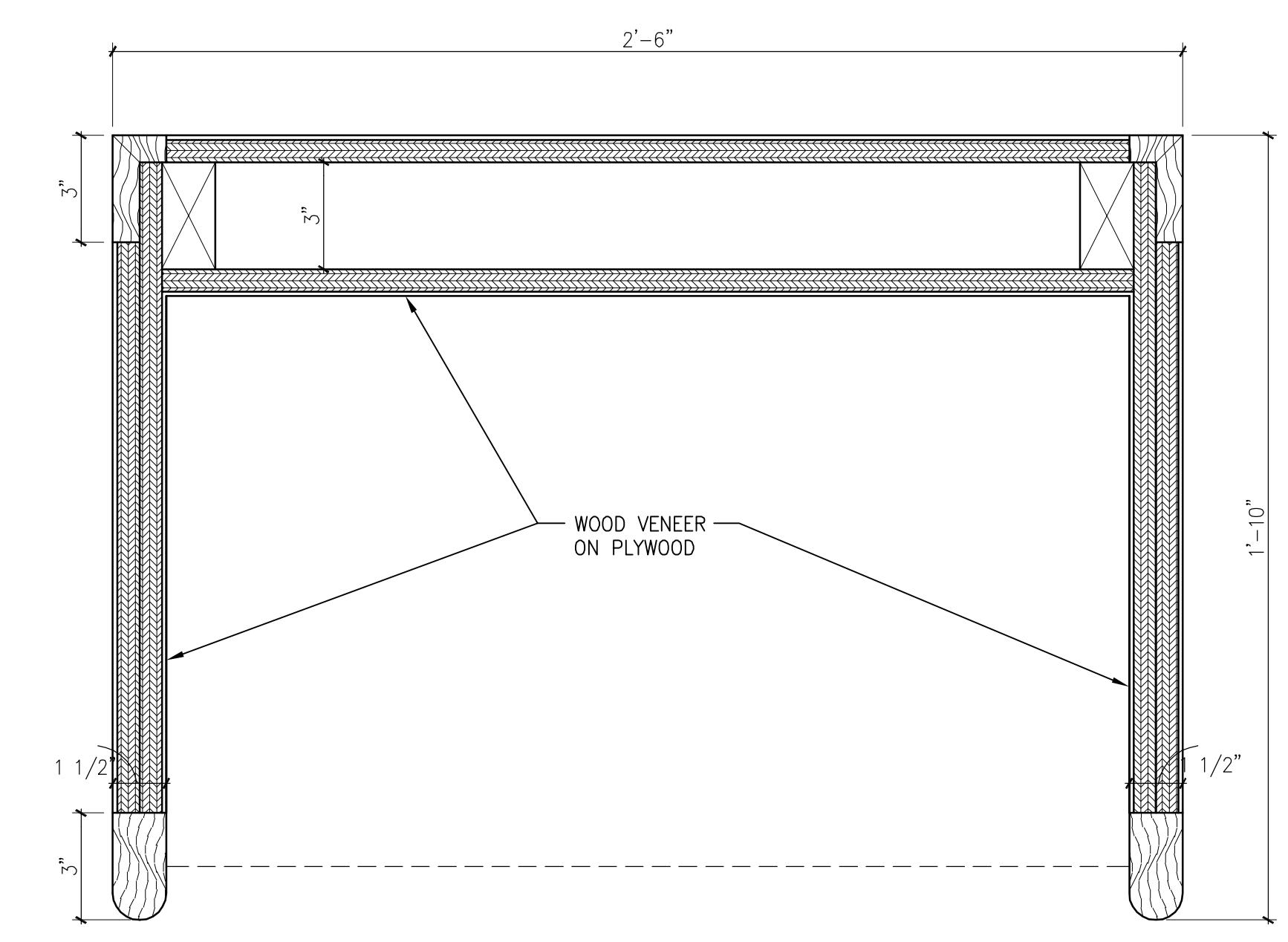
H10 **PODIUM SECTION**

3"=1'-0"



A1 **PODIUM PLAN**

3"=1'-0"



A10 **PODIUM SECTION**

3"=1'-0"

GMP DOCUMENTS	1/19/04
no. revisions/submissions	date

Einhorn Yaffee Prescott
Architecture & Engineering P.C.
24 School Street
Boston, MA 02108
Telephone 617 305 9800
Fax 617 305 9888
eyppae.com

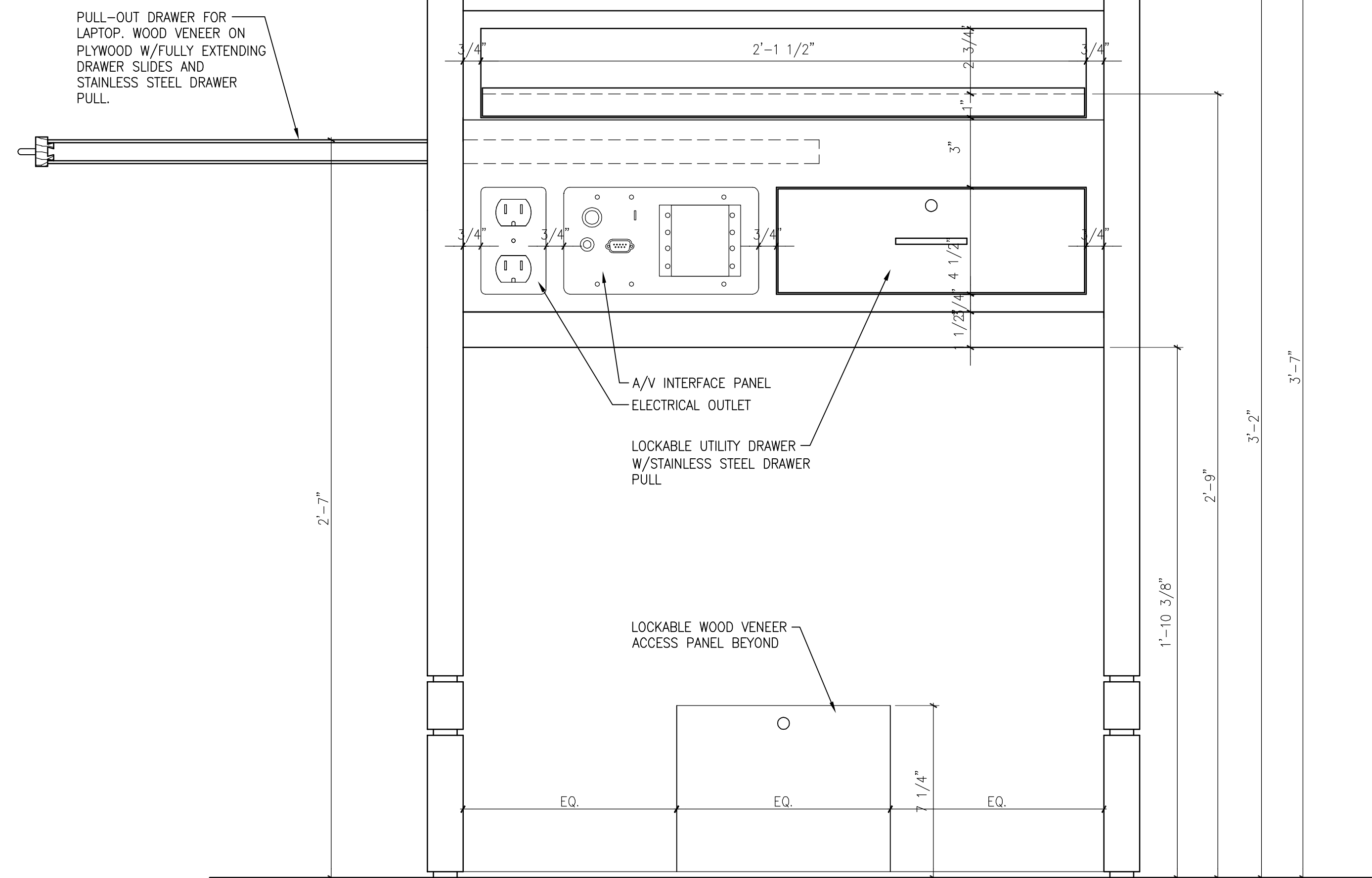
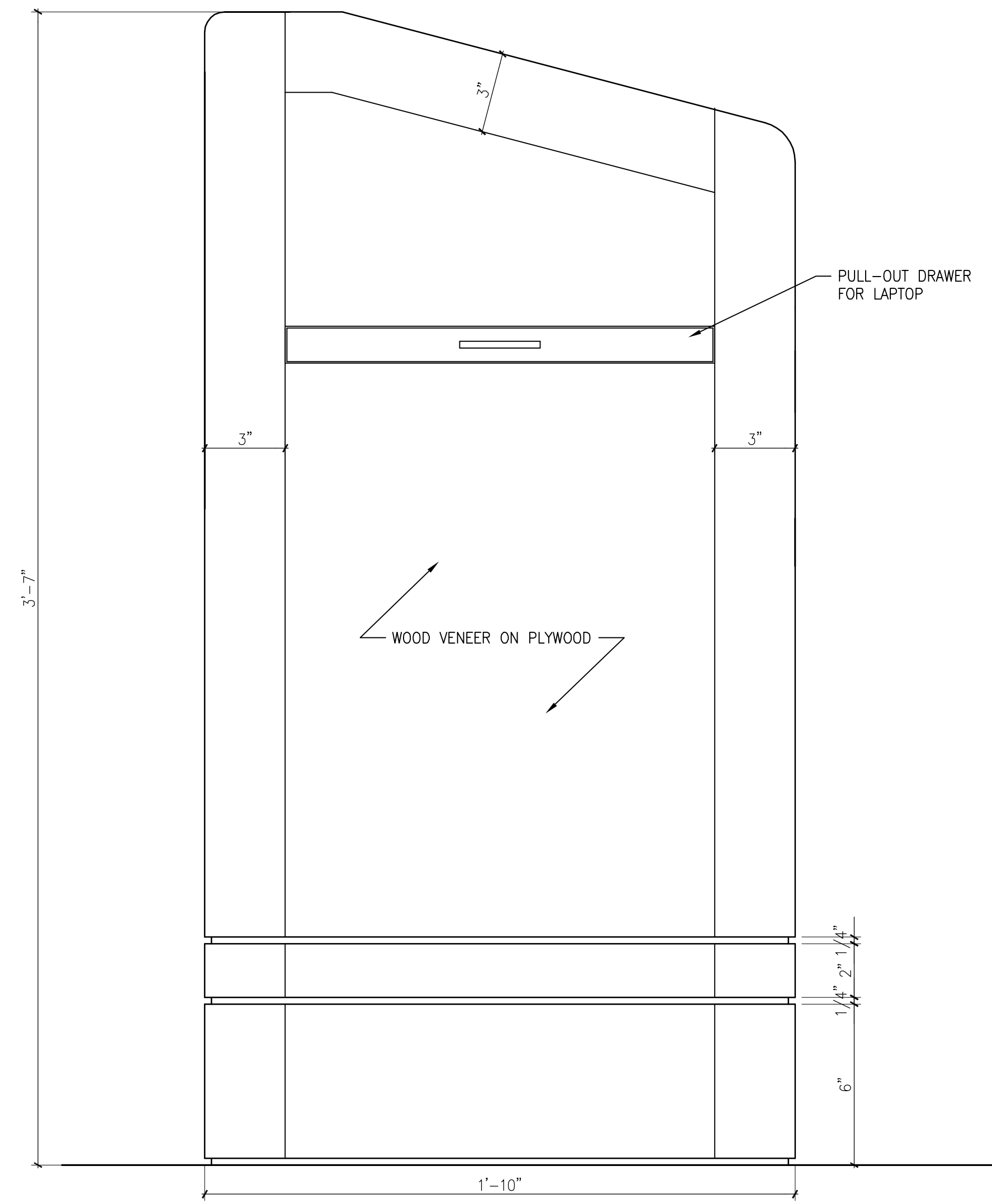
EYP/

**UNIVERSITY OF SOUTHERN MAINE
COMMUNITY EDUCATION CENTER - PHASE 2
PORTLAND, MAINE**

drawing title **LECTURE HALL
PODIUM PLAN & SECTIONS**

seal	designed by	project no.
	JW	5001024.00
	drawn by	CAD file no.
	JW	SMC_CA701.dwg
	checked by	drawing no.
	date	
	1/19/2004	
	scale	
	AS NOTED	

C-A701

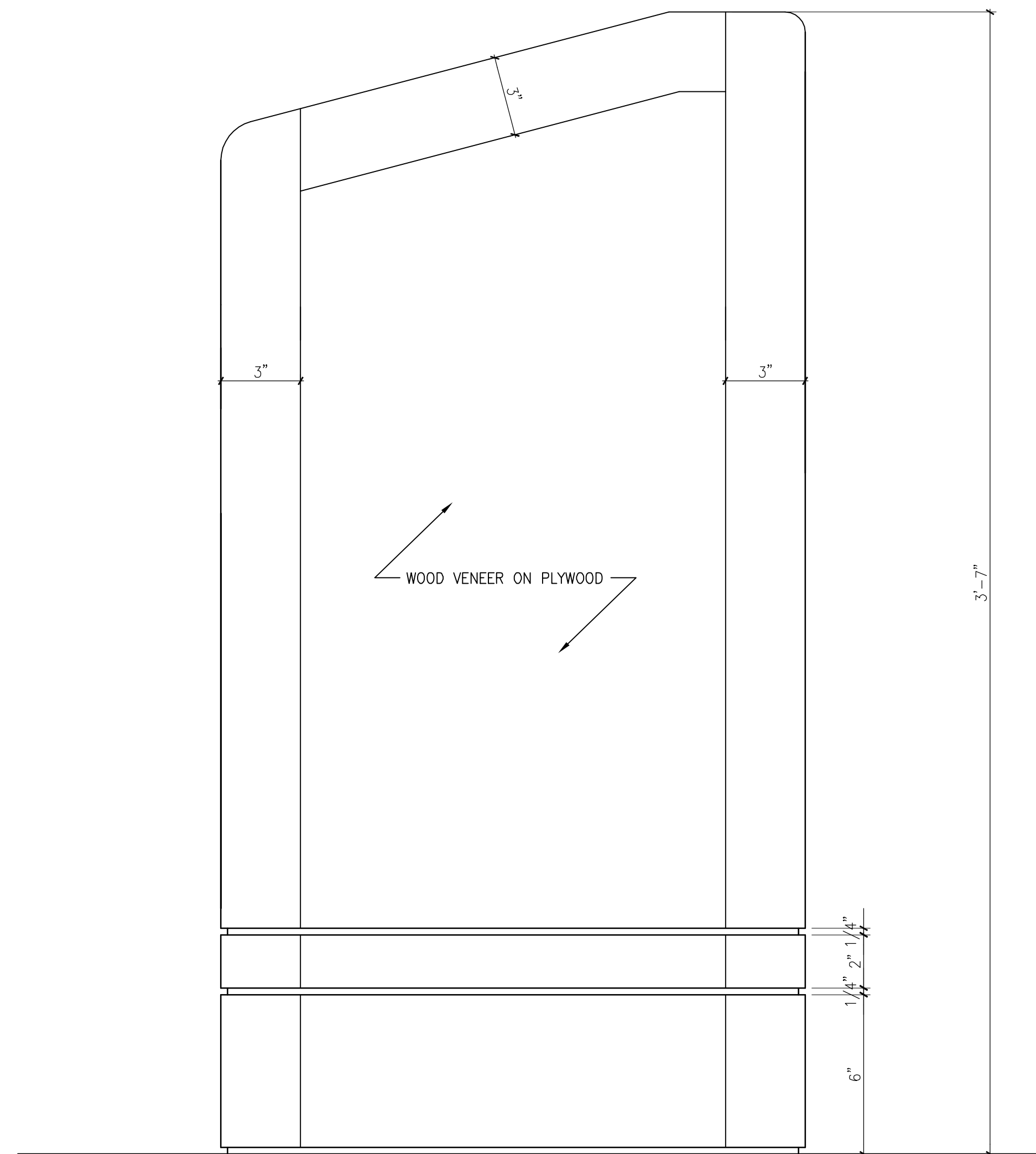


H1 **PODIUM ELEVATION**

3"=1'-0"

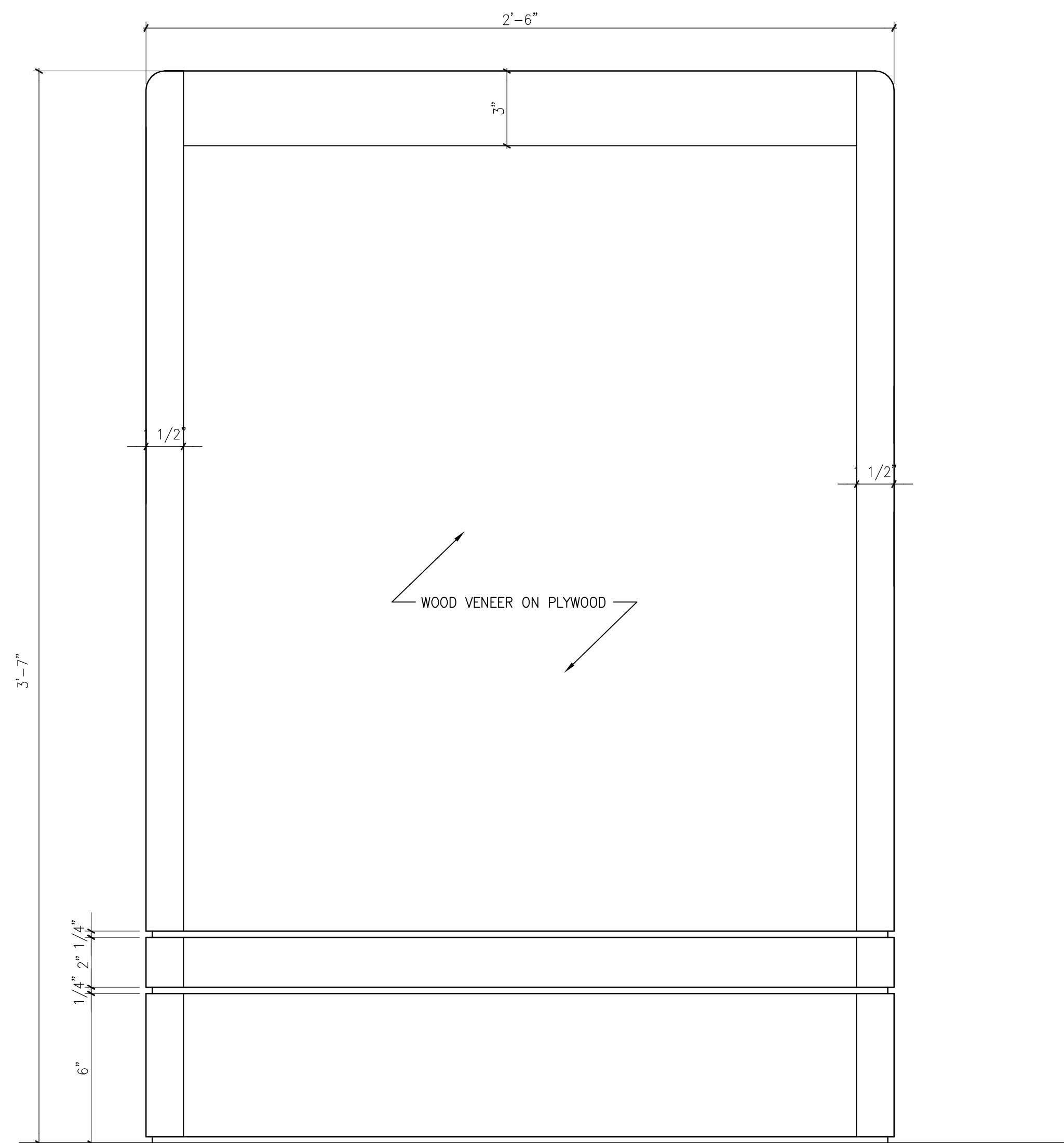
H10 **PODIUM ELEVATION**

3"=1'-0"



A1 **PODIUM ELEVATION**

3"=1'-0"



A10 **PODIUM ELEVATION**

3"=1'-0"

GMP DOCUMENTS	1/19/04
no. revisions/submissions	date

Einhorn Yaffee Prescott
Architecture & Engineering P.C.
24 School Street
Boston, MA 02108
Telephone 617 305 9800
Fax 617 305 9888
eyppae.com

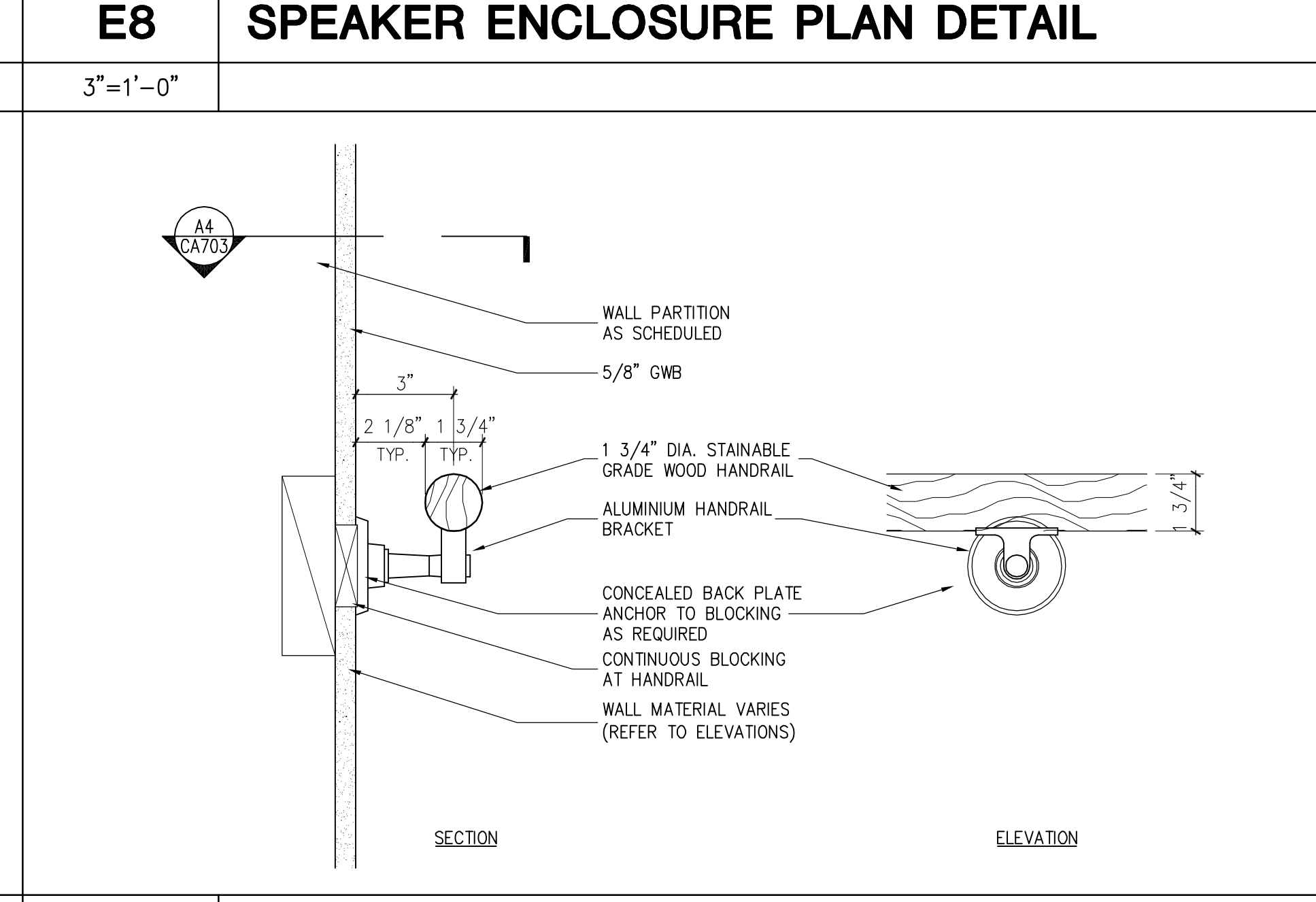
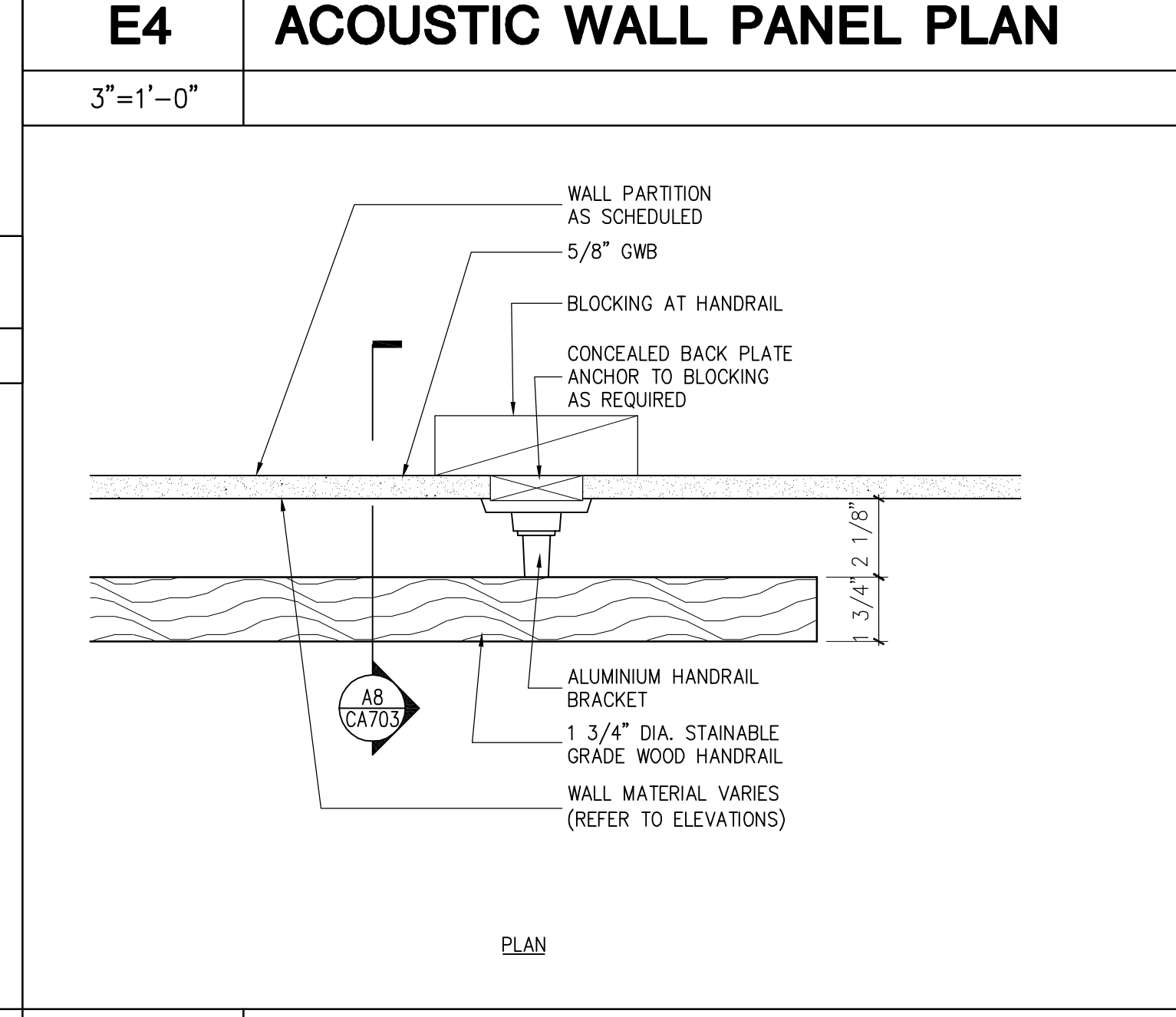
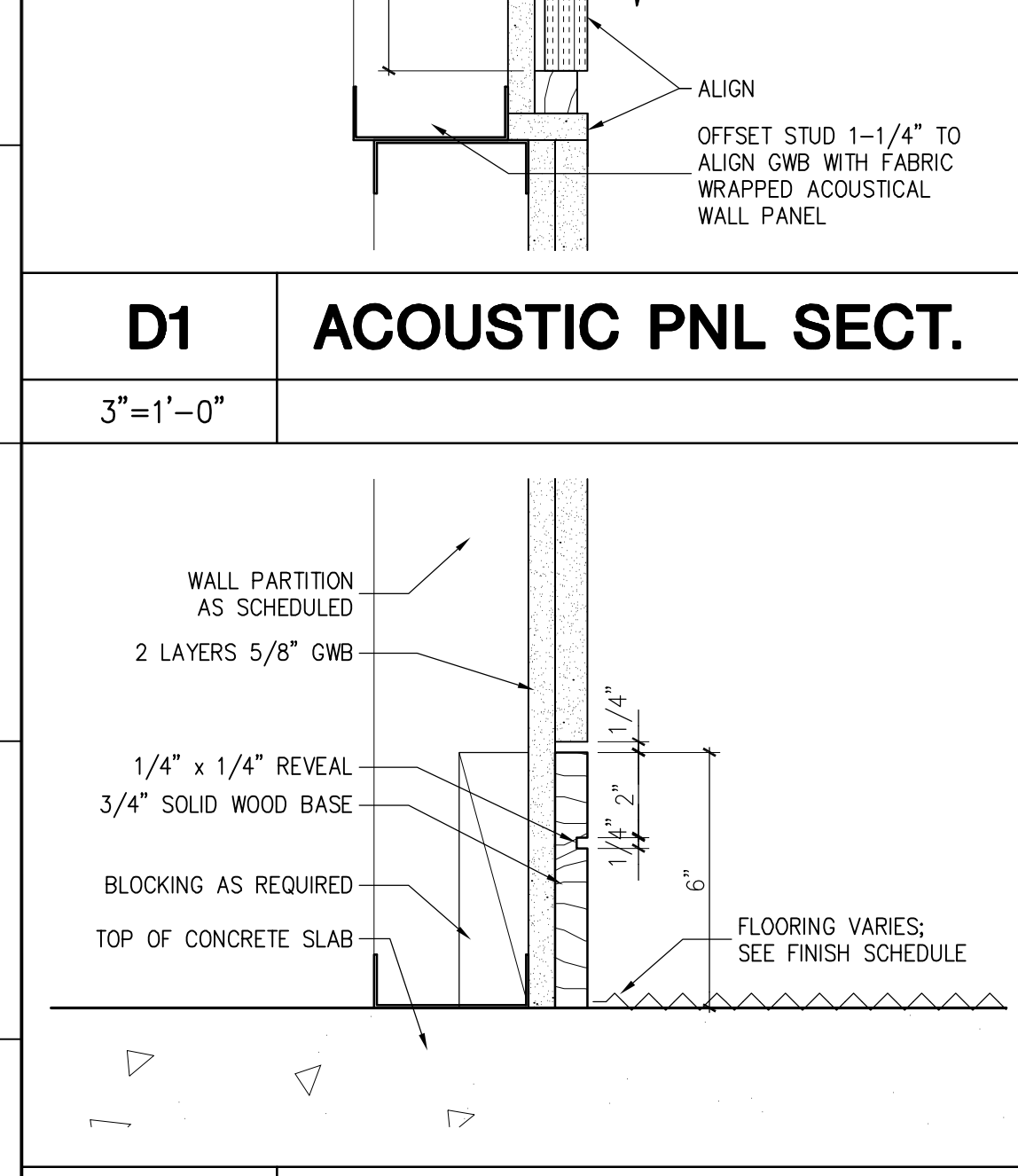
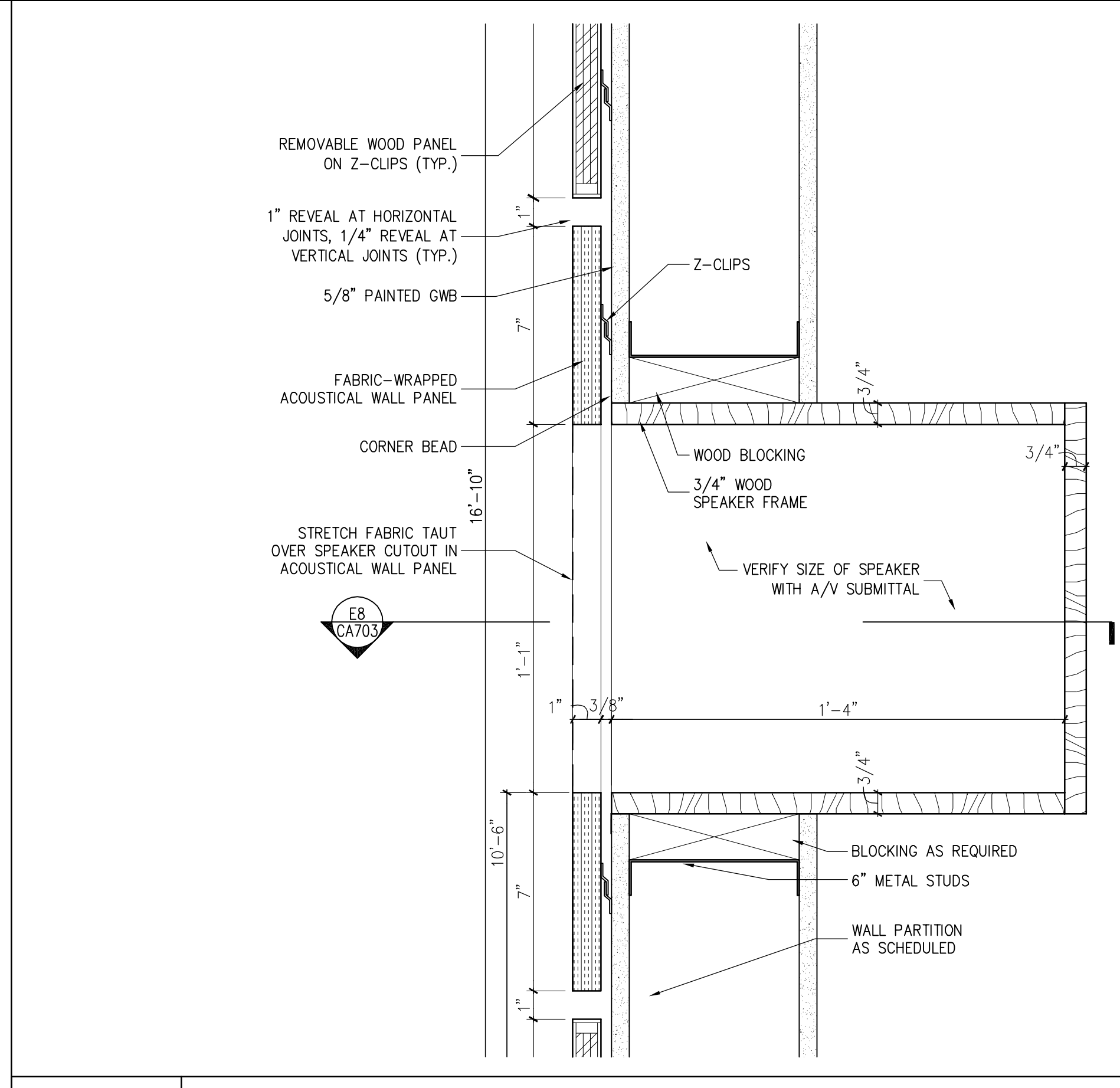
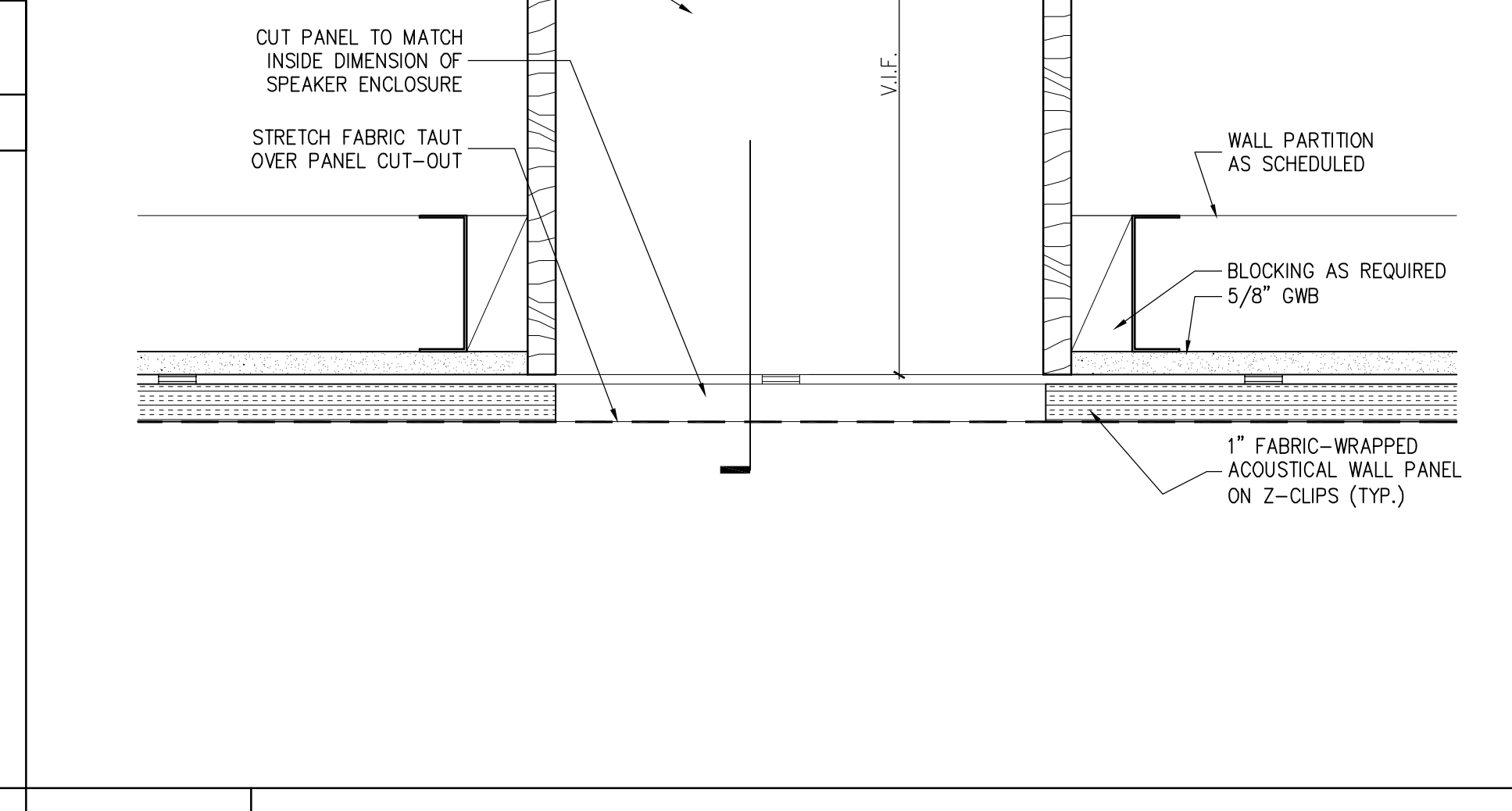
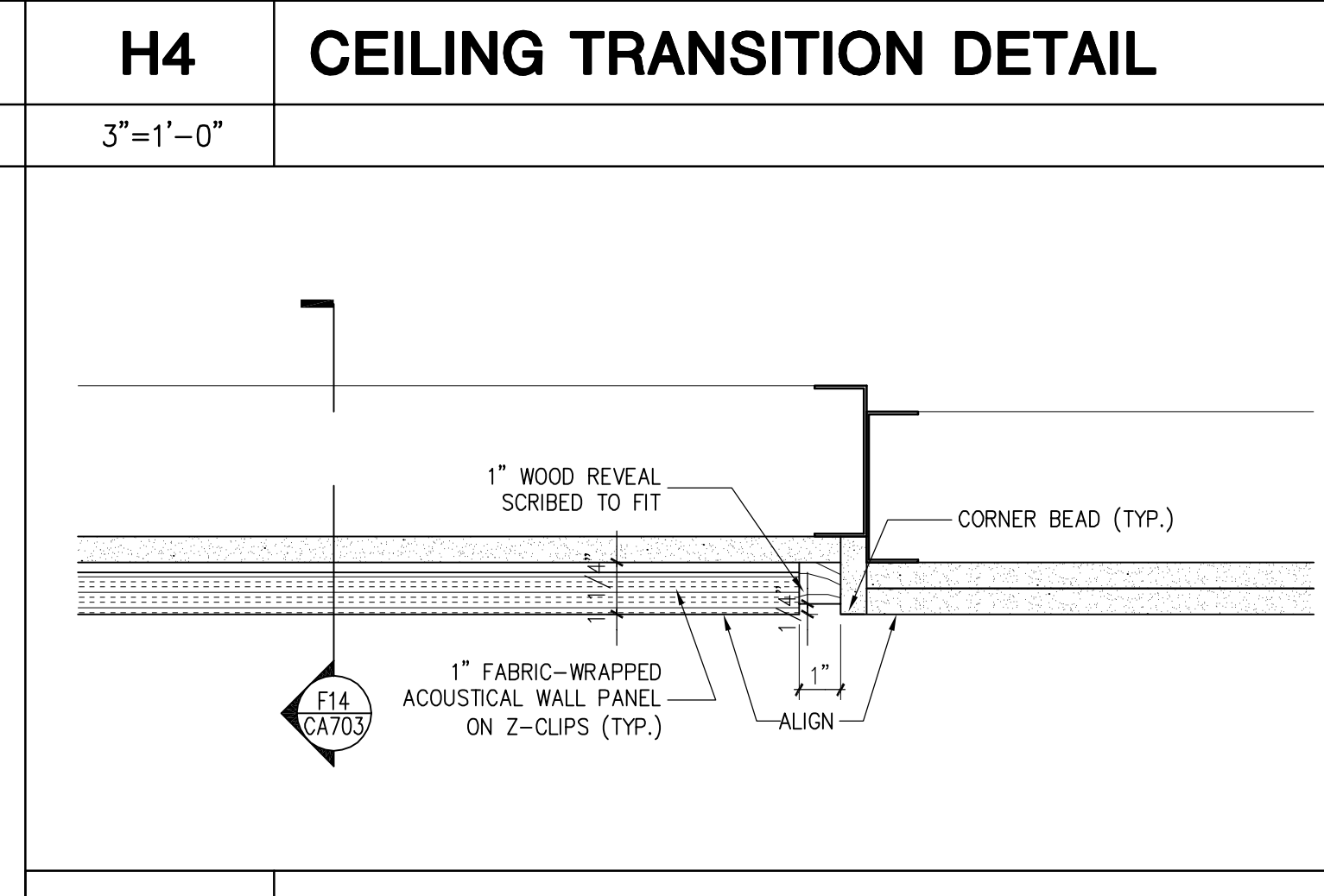
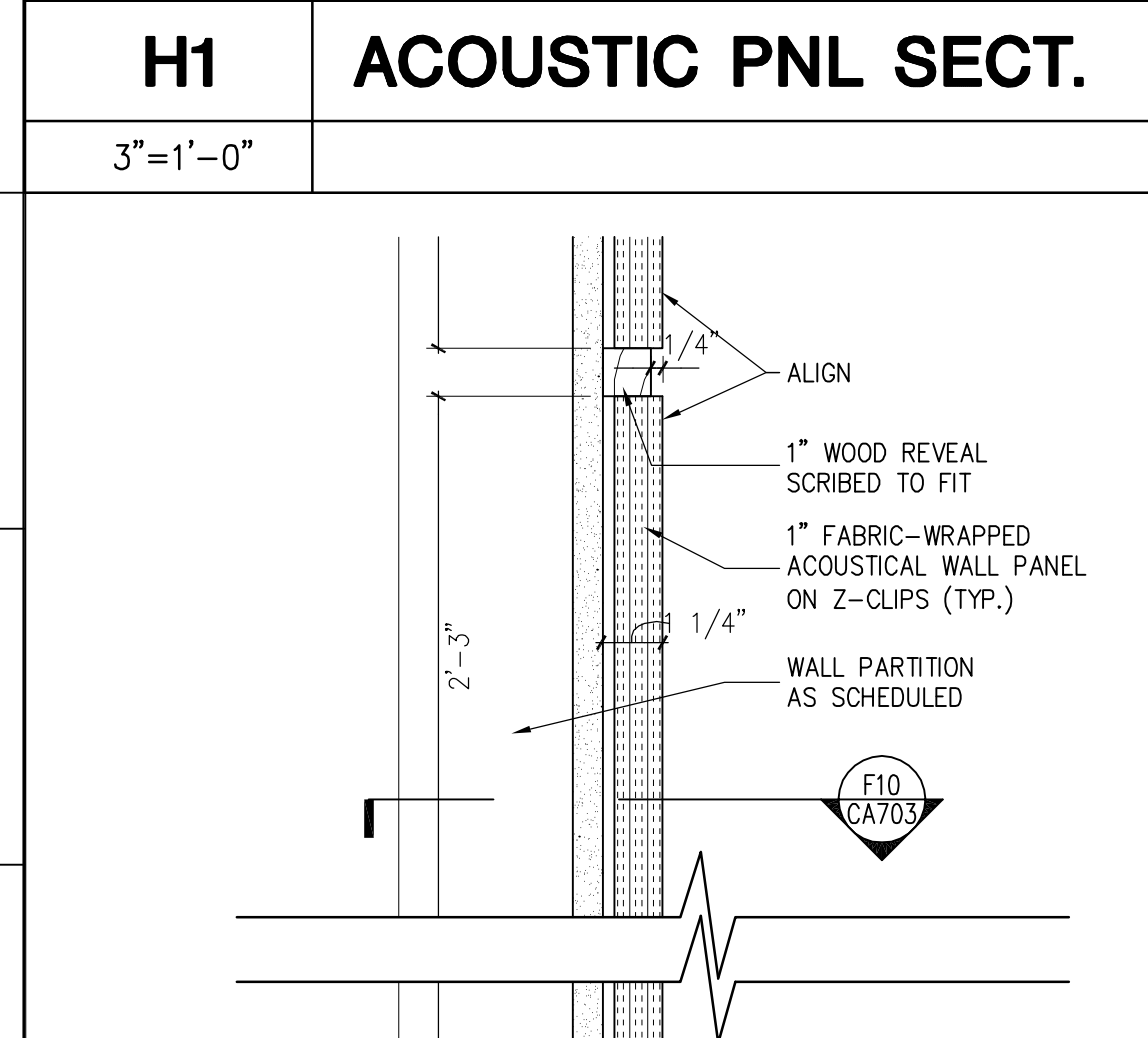
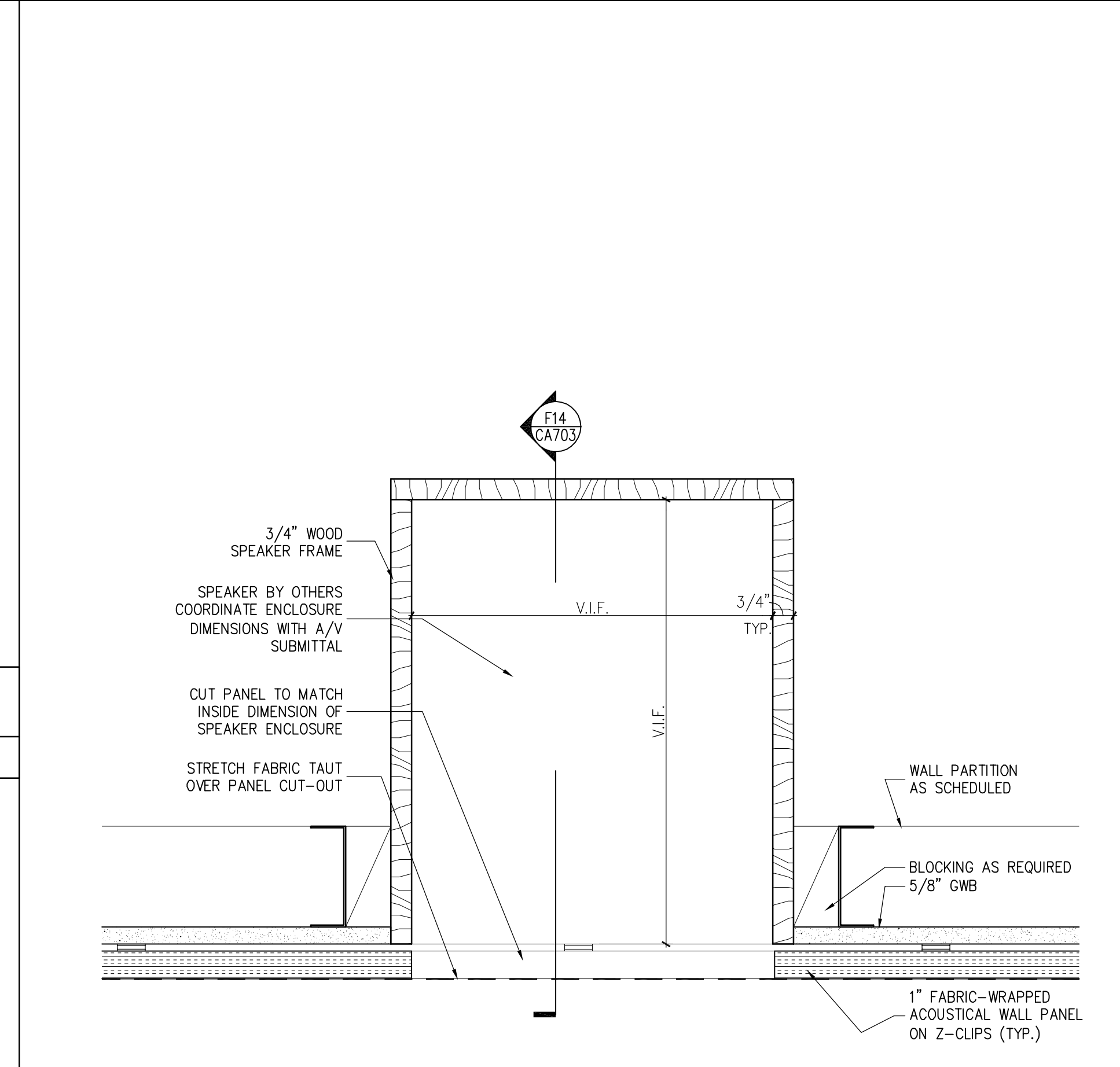
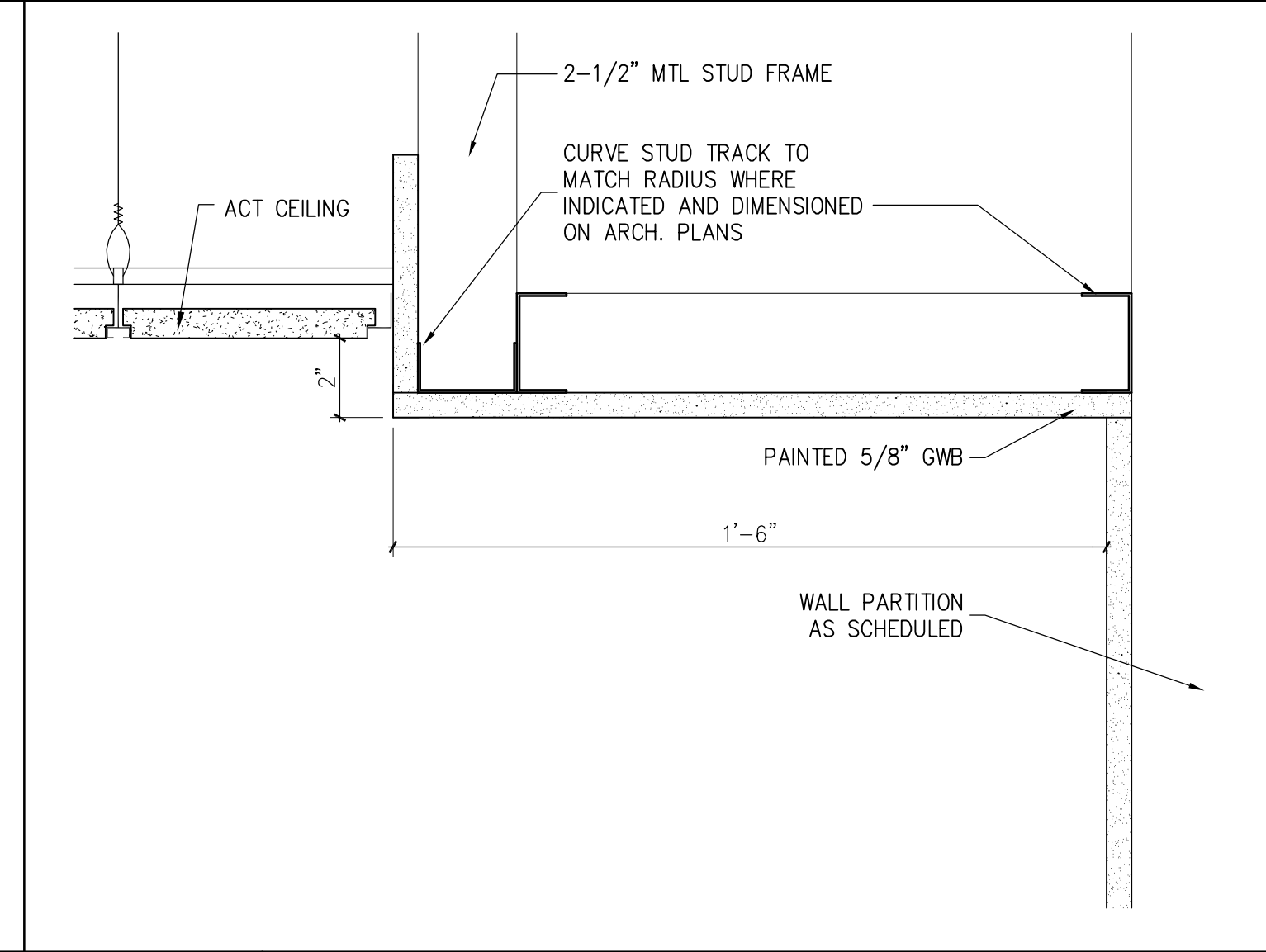
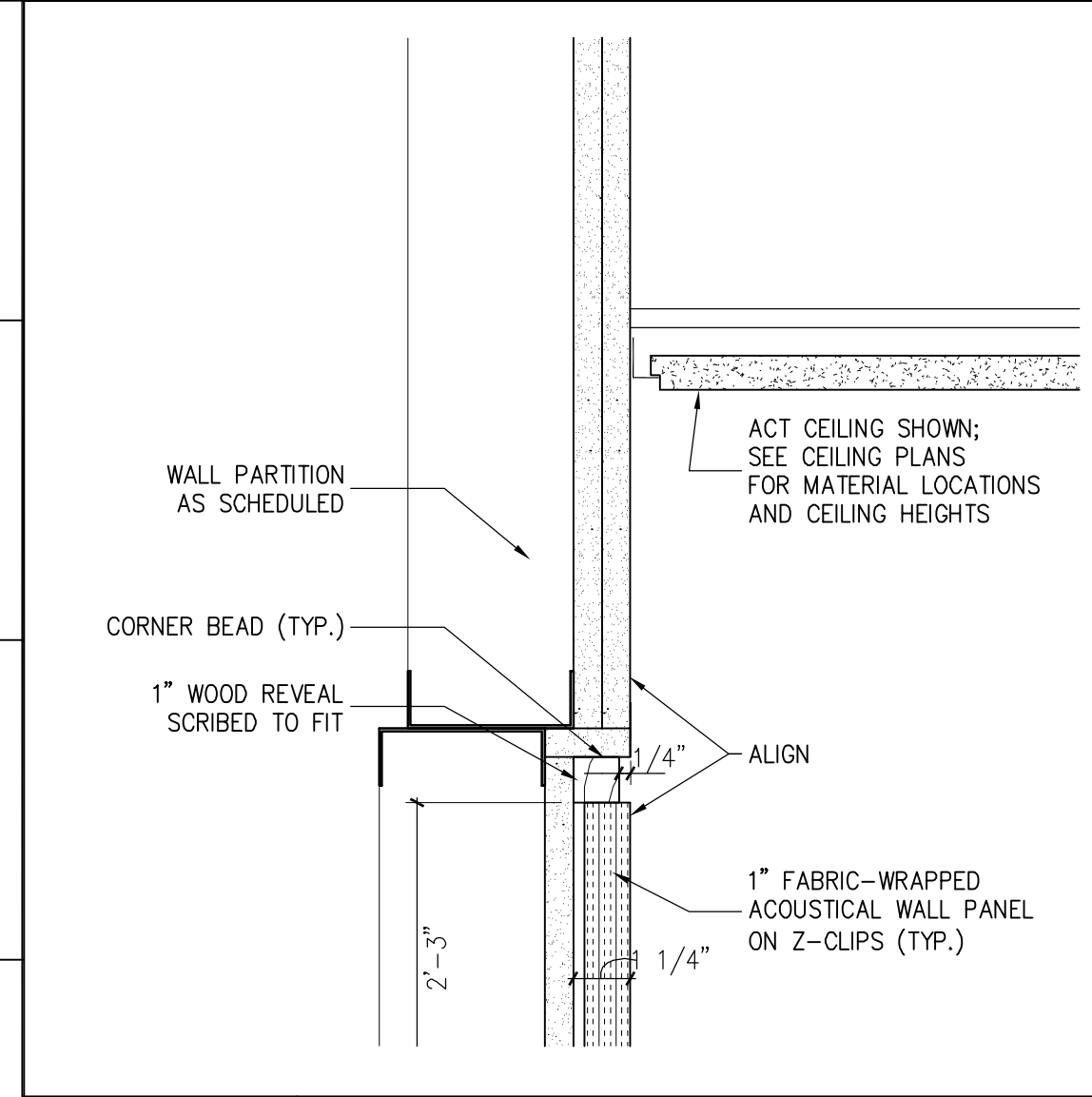
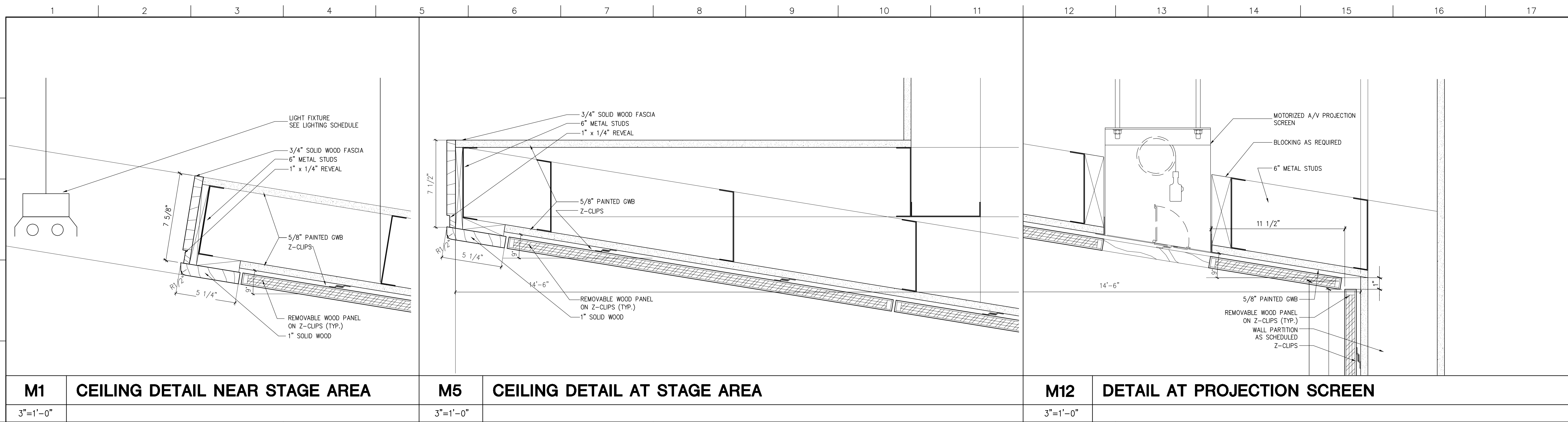
EYP/

**UNIVERSITY OF SOUTHERN MAINE
COMMUNITY EDUCATION CENTER - PHASE 2
PORTLAND, MAINE**

drawing title **LECTURE HALL
PODIUM ELEVATIONS**

seal	designed by	project no.
	JW	5001024.00
	drawn by	CAD file no.
	JW	SMC_CA702.dwg
	checked by	drawing no.
	date	
	1/19/2004	
	scale	
	AS NOTED	

C-A702



4 GMP ADDENDUM #4		1/30/04
GMP DOCUMENTS		1/19/04
no. revisions/submissions		date

Einhorn Yaffee Prescott
Architecture & Engineering P.C.
24 School Street
Boston, MA 02108
Telephone 617 305 9800
Fax 617 305 9888
eyppae.com

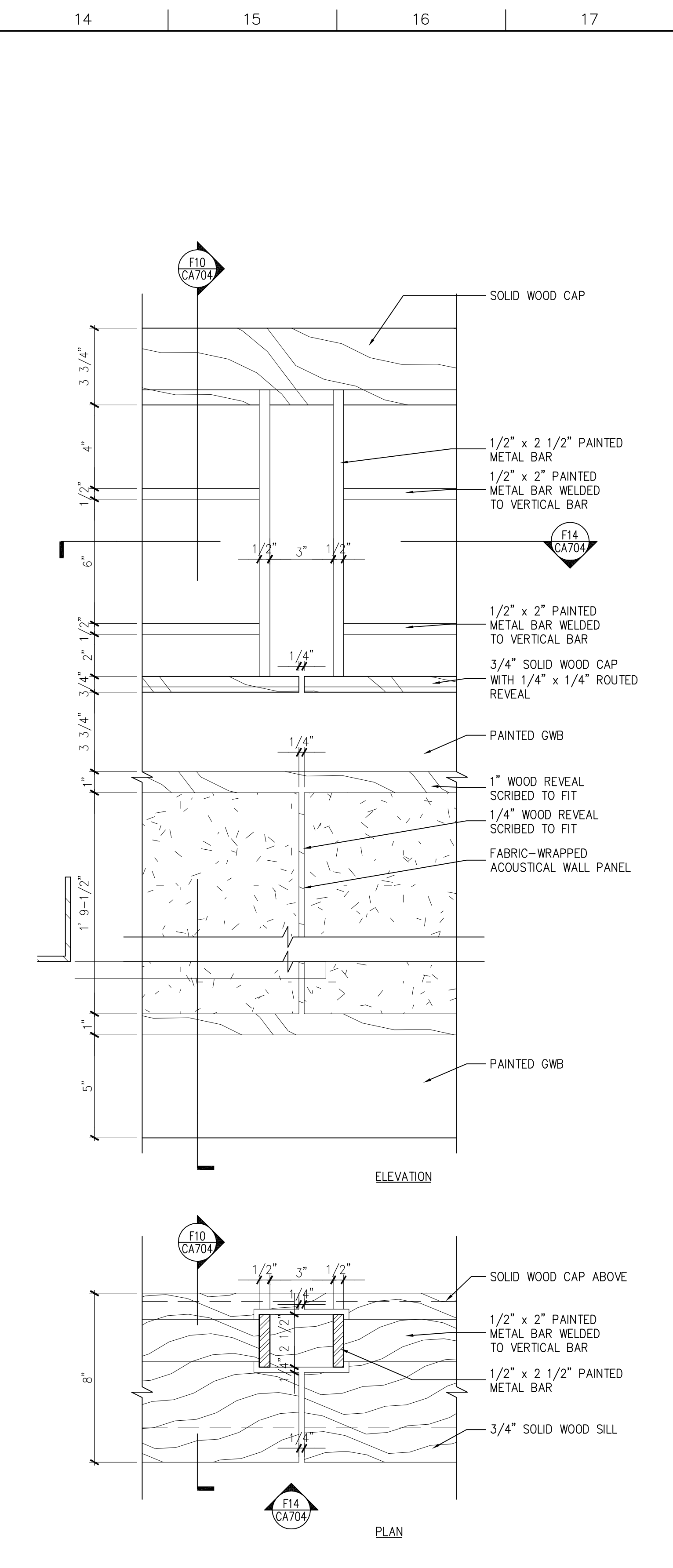
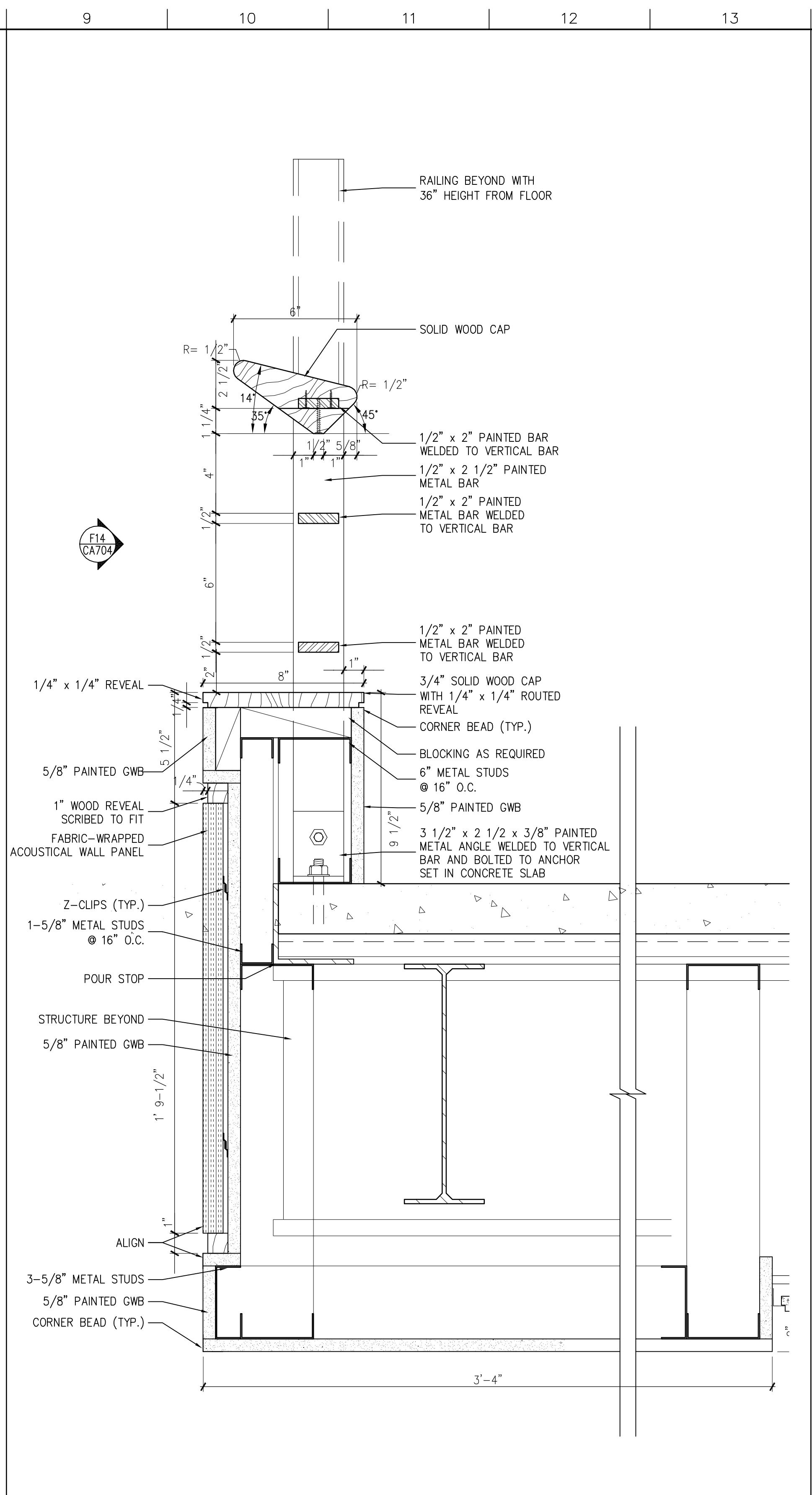
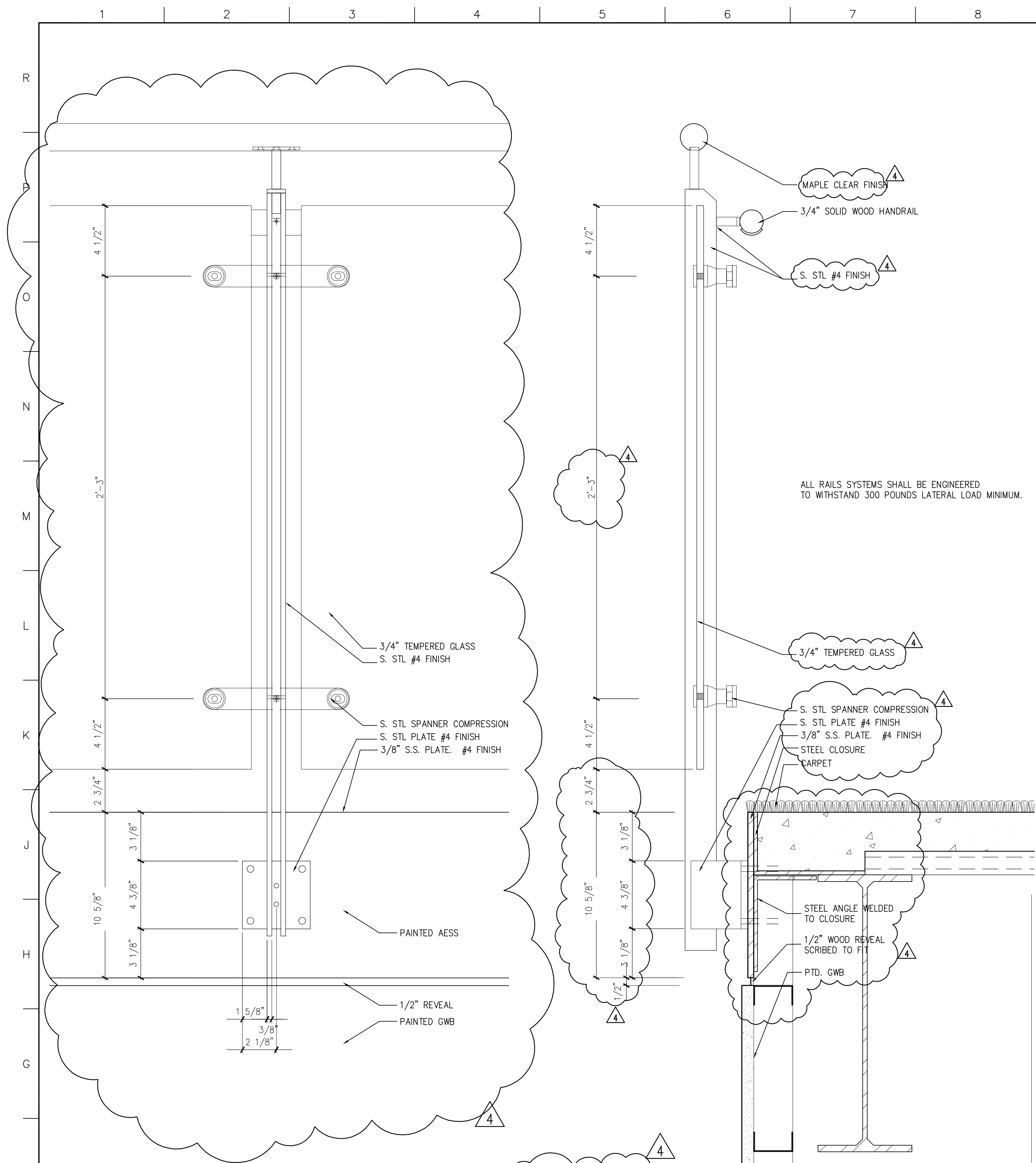
EYP/

**UNIVERSITY OF SOUTHERN MAINE
COMMUNITY EDUCATION CENTER - PHASE 2
PORTLAND, MAINE**

drawing title **LECTURE HALL
GENERAL DETAILS**

seal designed by JW project no. 5001024.00
drawn by JW CAD file no. SMC_CA703.dwg
checked by JW drawing no.
date 1/19/2004
scale AS NOTED

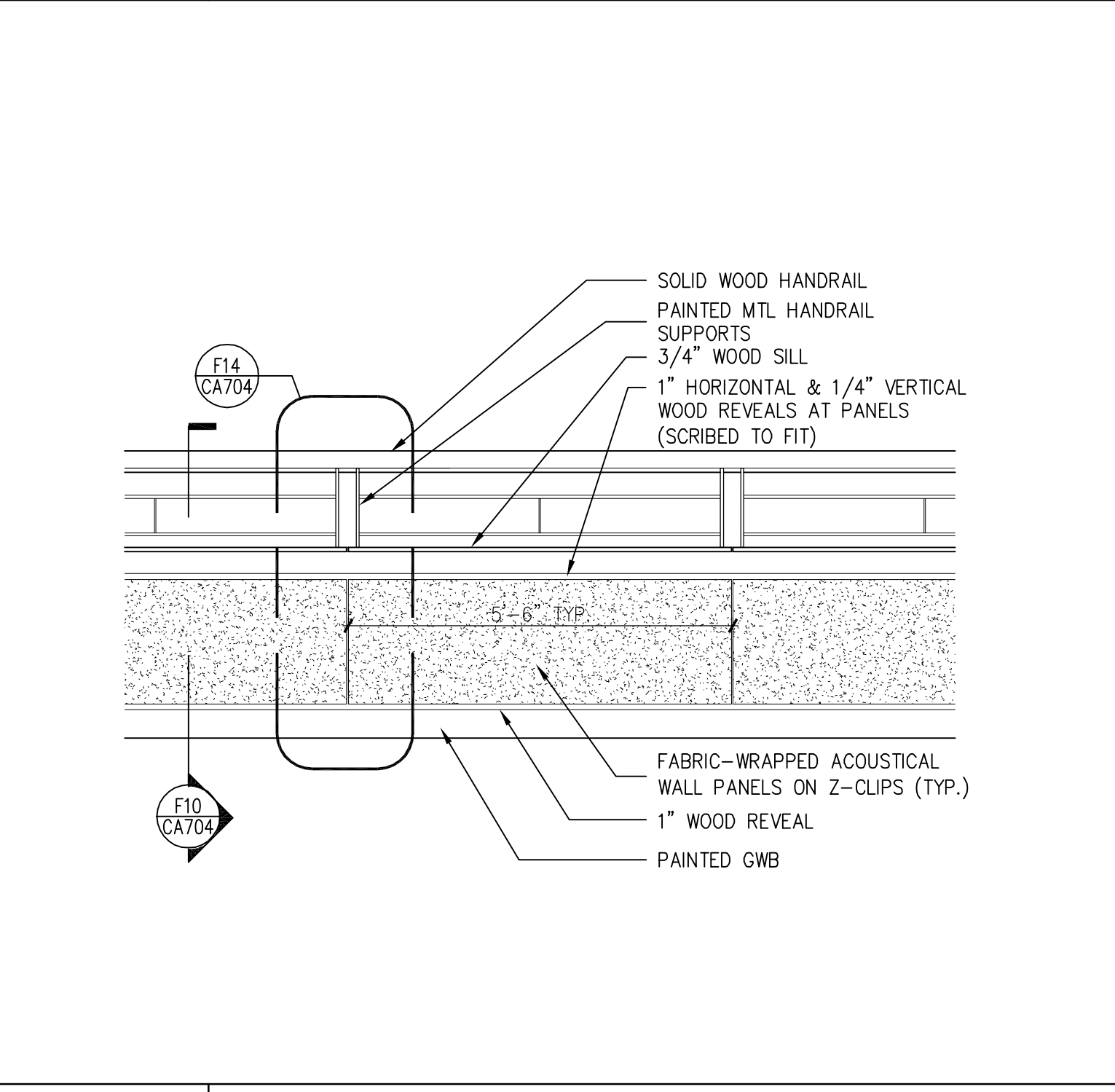
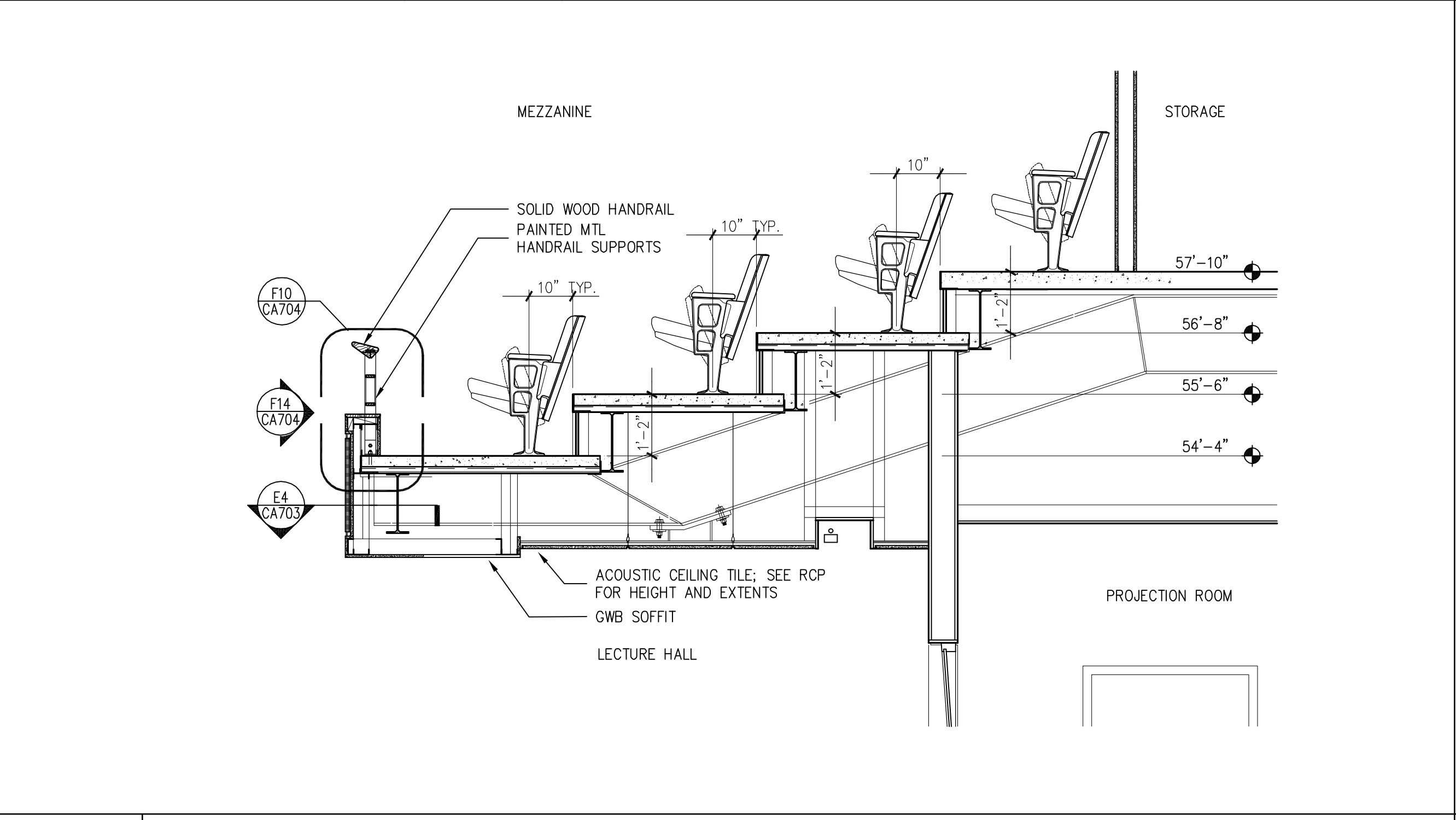
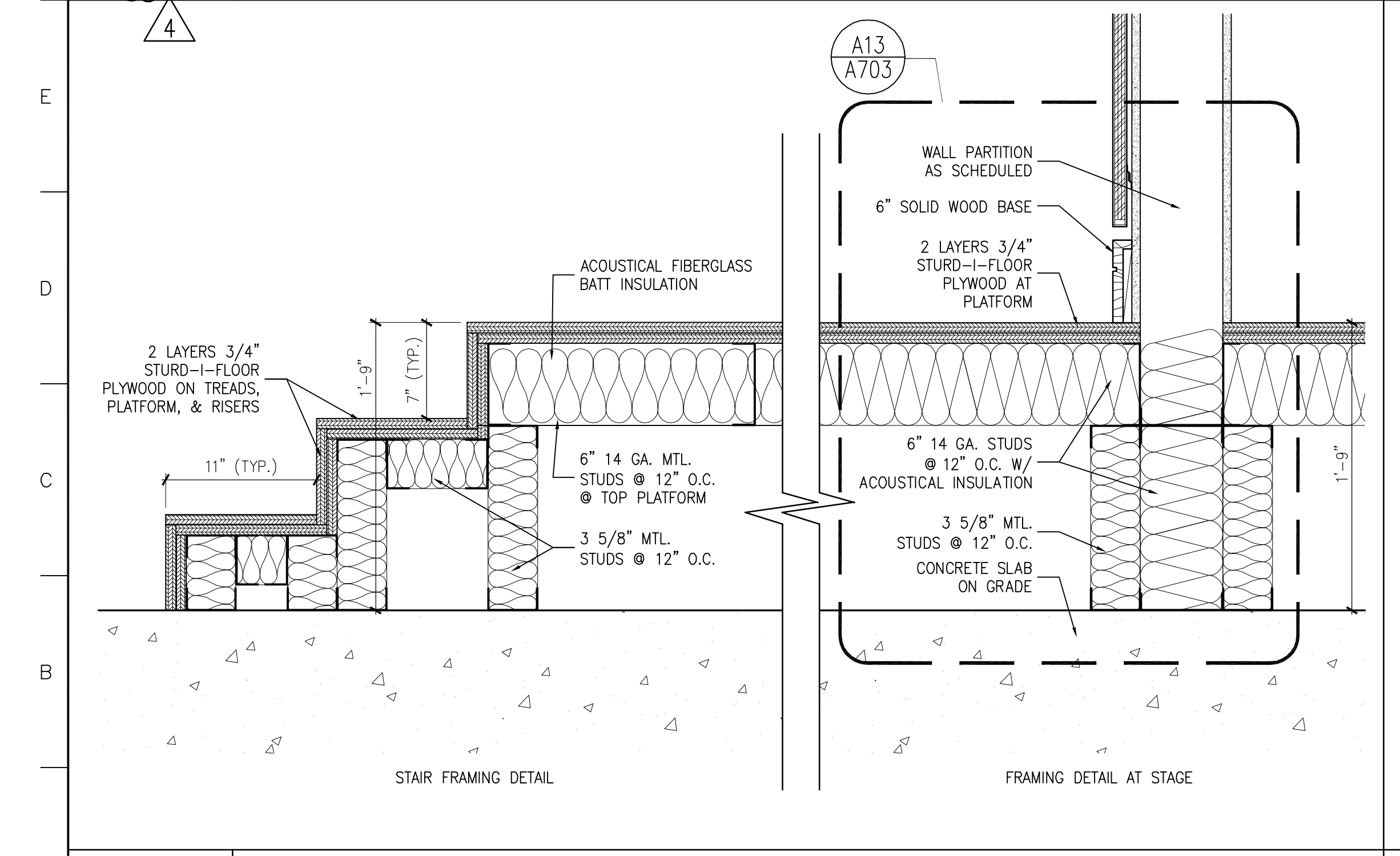
C-A703



F1 SECOND FLOOR LOBBY RAILING ELEVATION & SECTION
3"=1'-0"

F10 MEZZANINE RAILING SECTION
3"=1'-0"

F14 MEZZANINE RAILING DETAILS
3"=1'-0"



A1 RAISED FLOOR DETAILS
1 1/2"=1'-0"

A7 MEZZANINE SECTION
1/2"=1'-0"

A14 PARTIAL MEZZANINE ELEVATION
1/2"=1'-0"

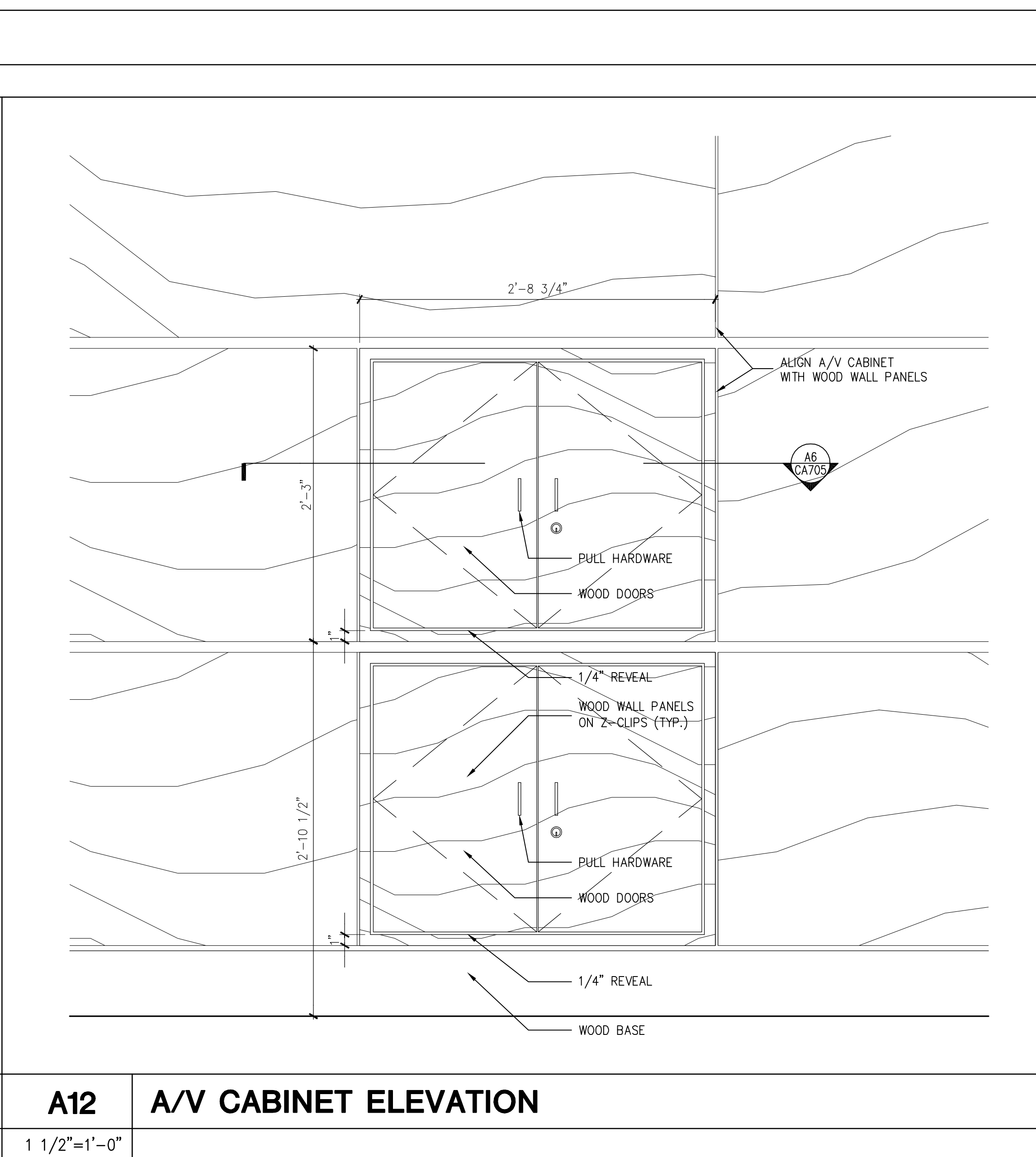
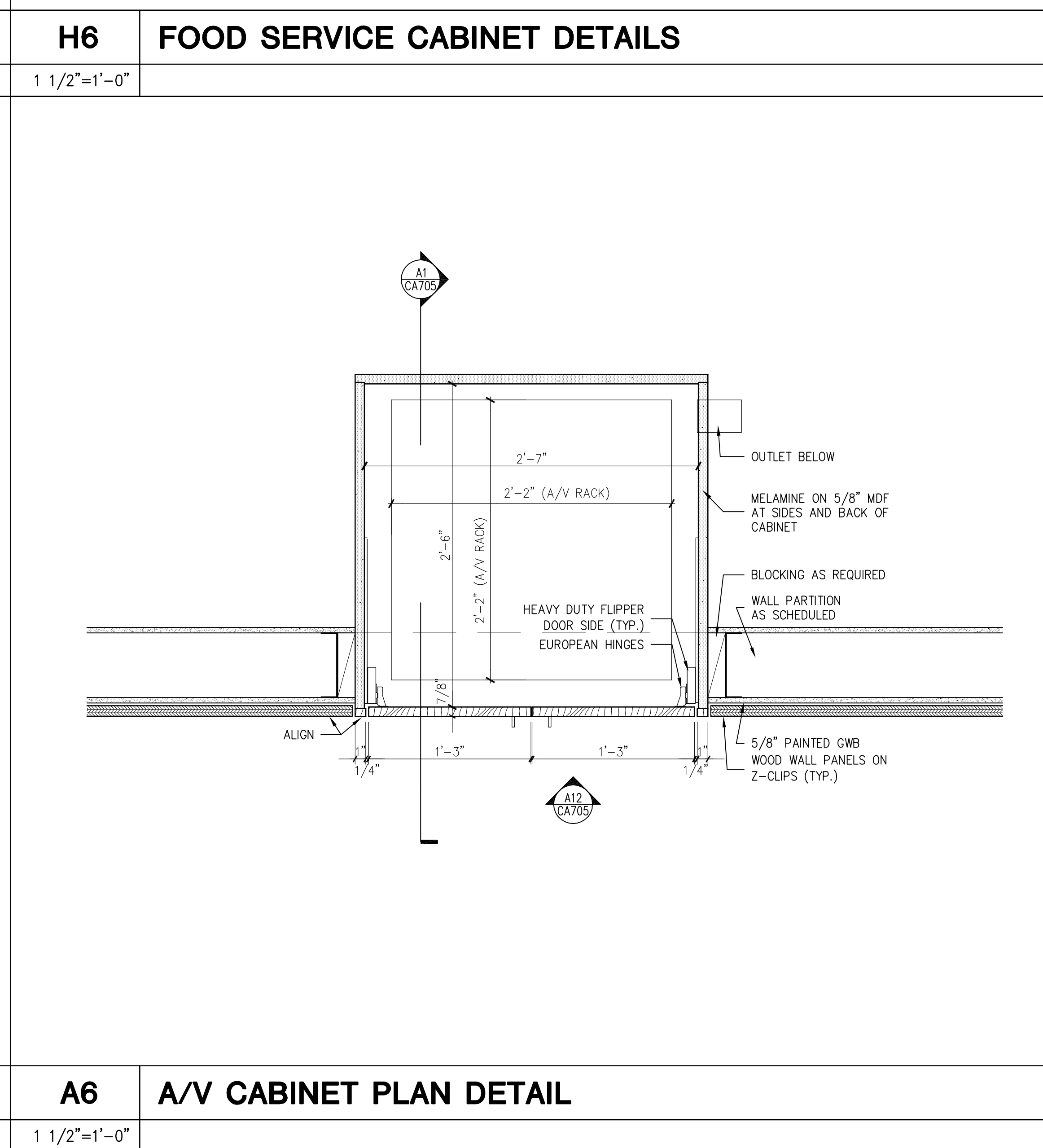
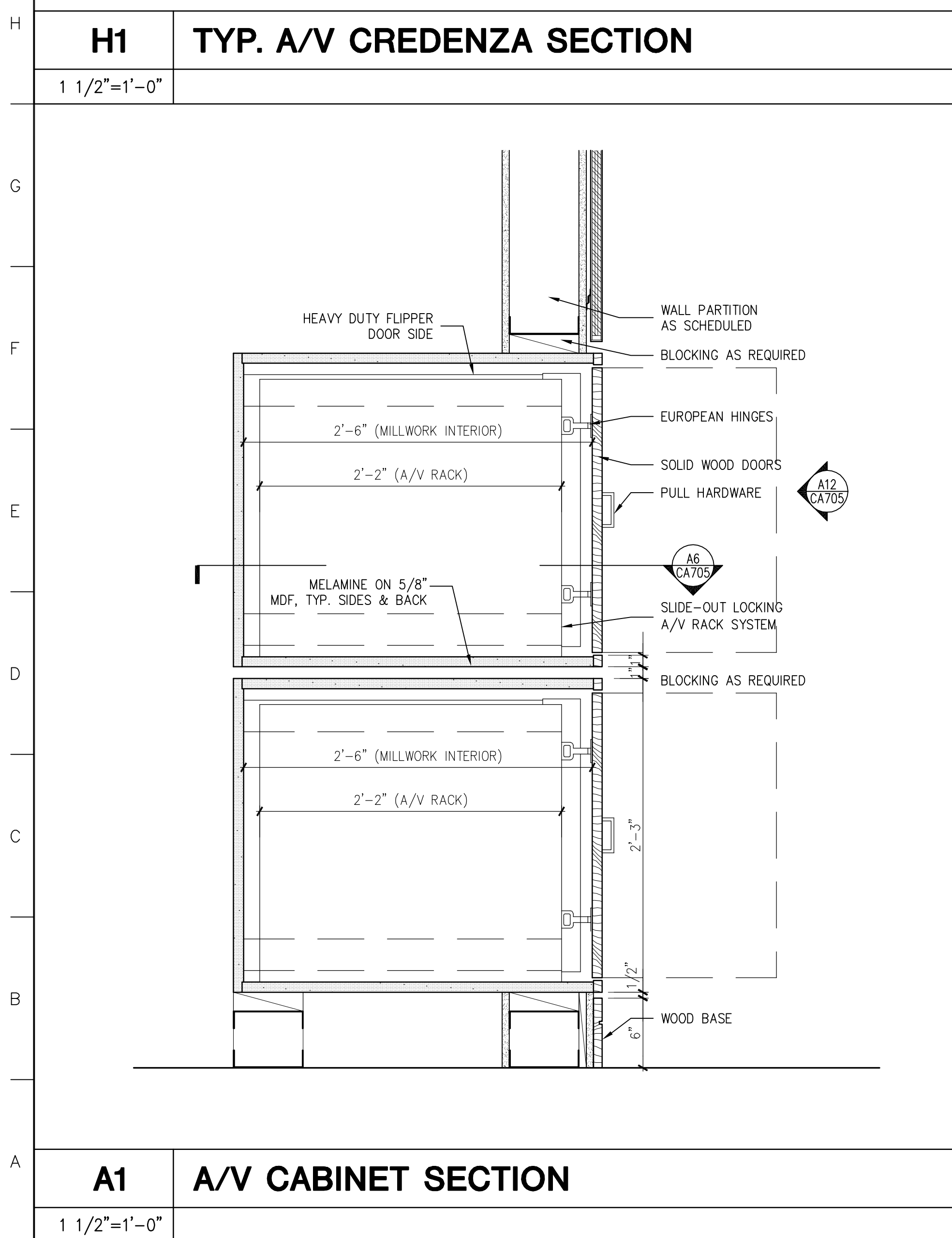
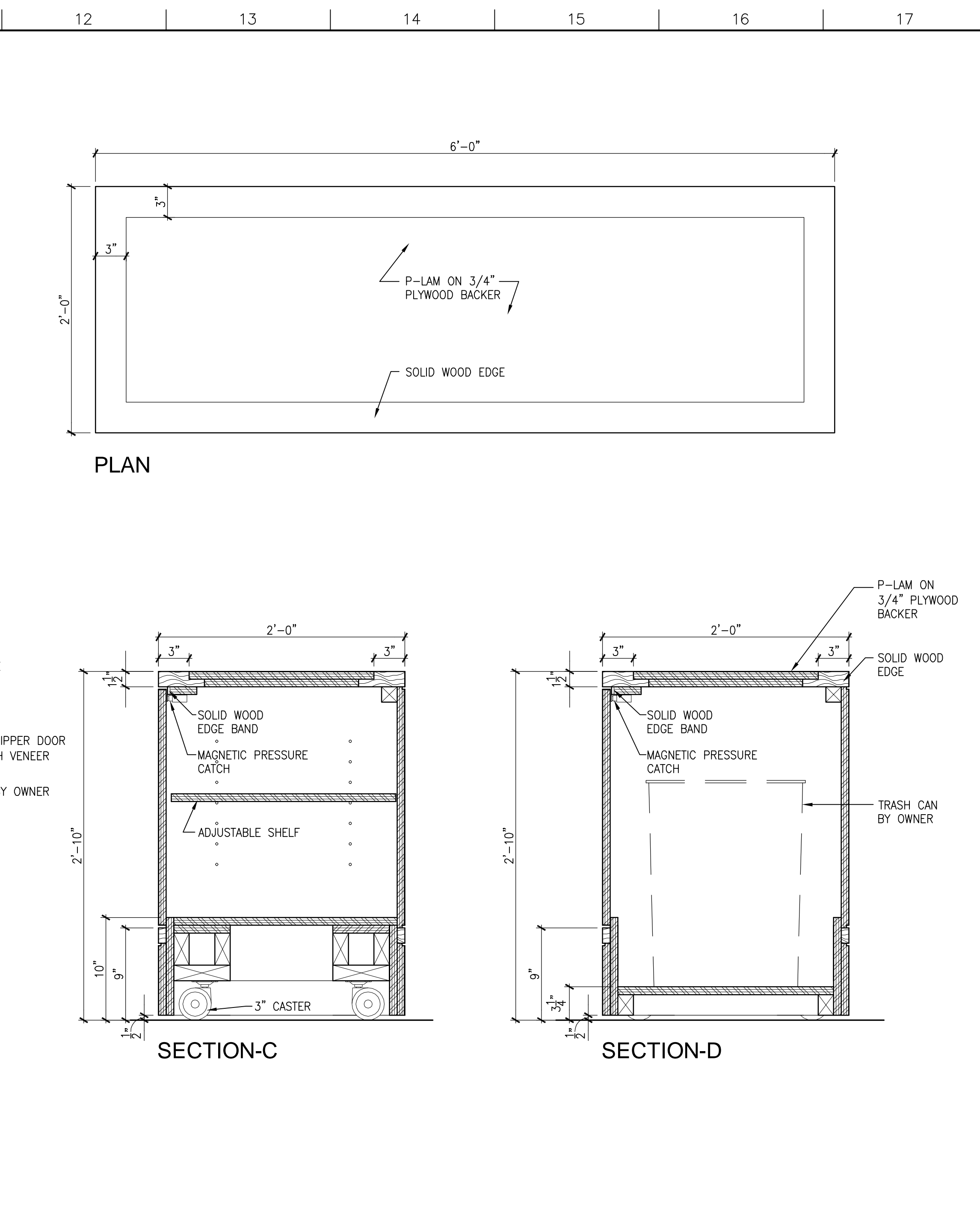
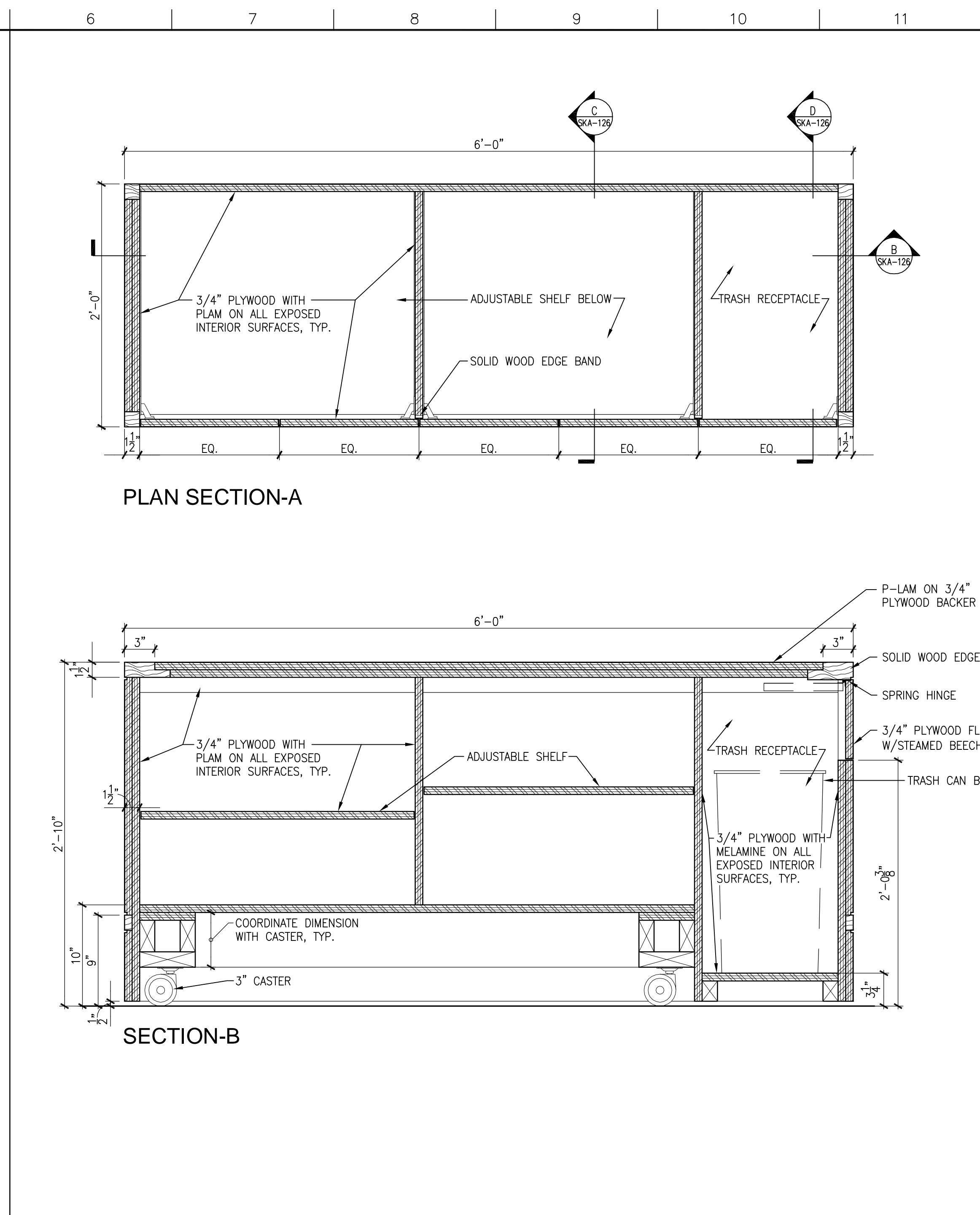
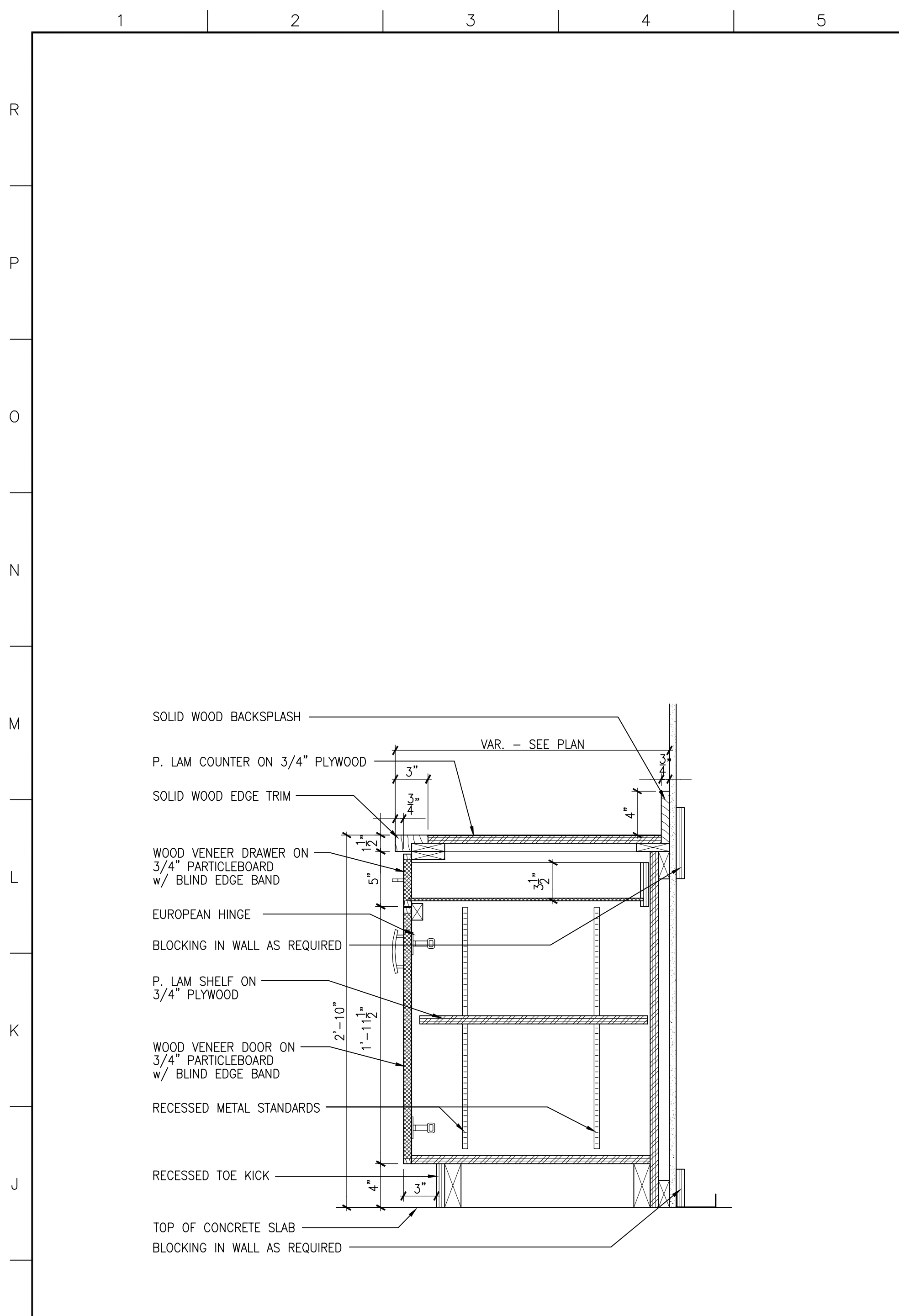
4	GMP ADDENDUM #4	1/30/04
	GMP DOCUMENTS	1/19/04
	no. revisions/submissions	date

Einhorn Yaffee Prescott
Architecture & Engineering P.C.
24 School Street
Boston, MA 02108
Telephone 617 305 9800
Fax 617 305 9888
eyppae.com

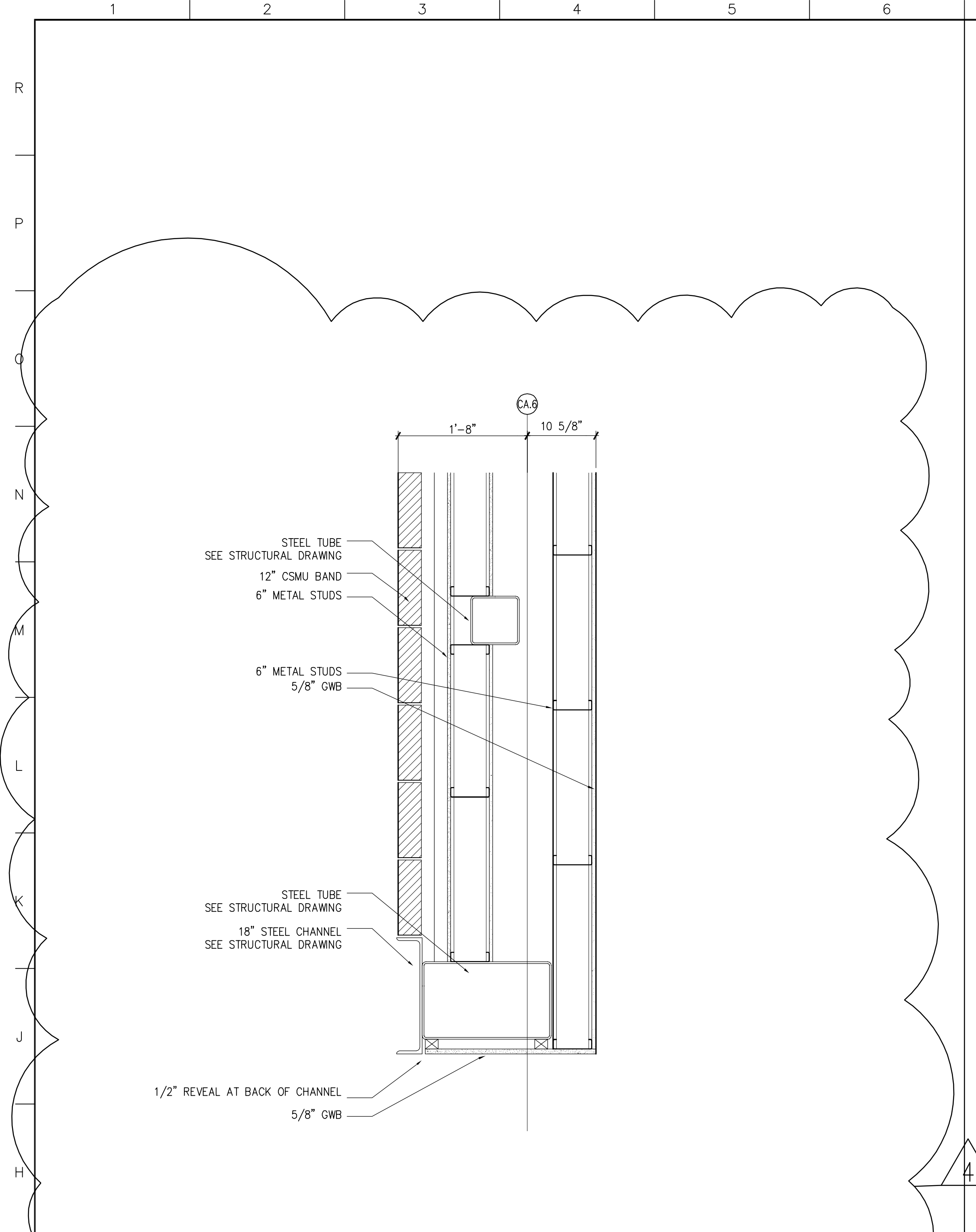
EYP/

**UNIVERSITY OF SOUTHERN MAINE
COMMUNITY EDUCATION CENTER - PHASE 2
PORTLAND, MAINE**


drawing title		INTERIOR DETAILS	
seal	designed by	project no.	5001024.00
	JW	CAD file no.	SMC_CA704.dwg
	drawn by	drawing no.	
	JW		
	checked by	date	1/19/2004
		scale	AS NOTED
			C-A704



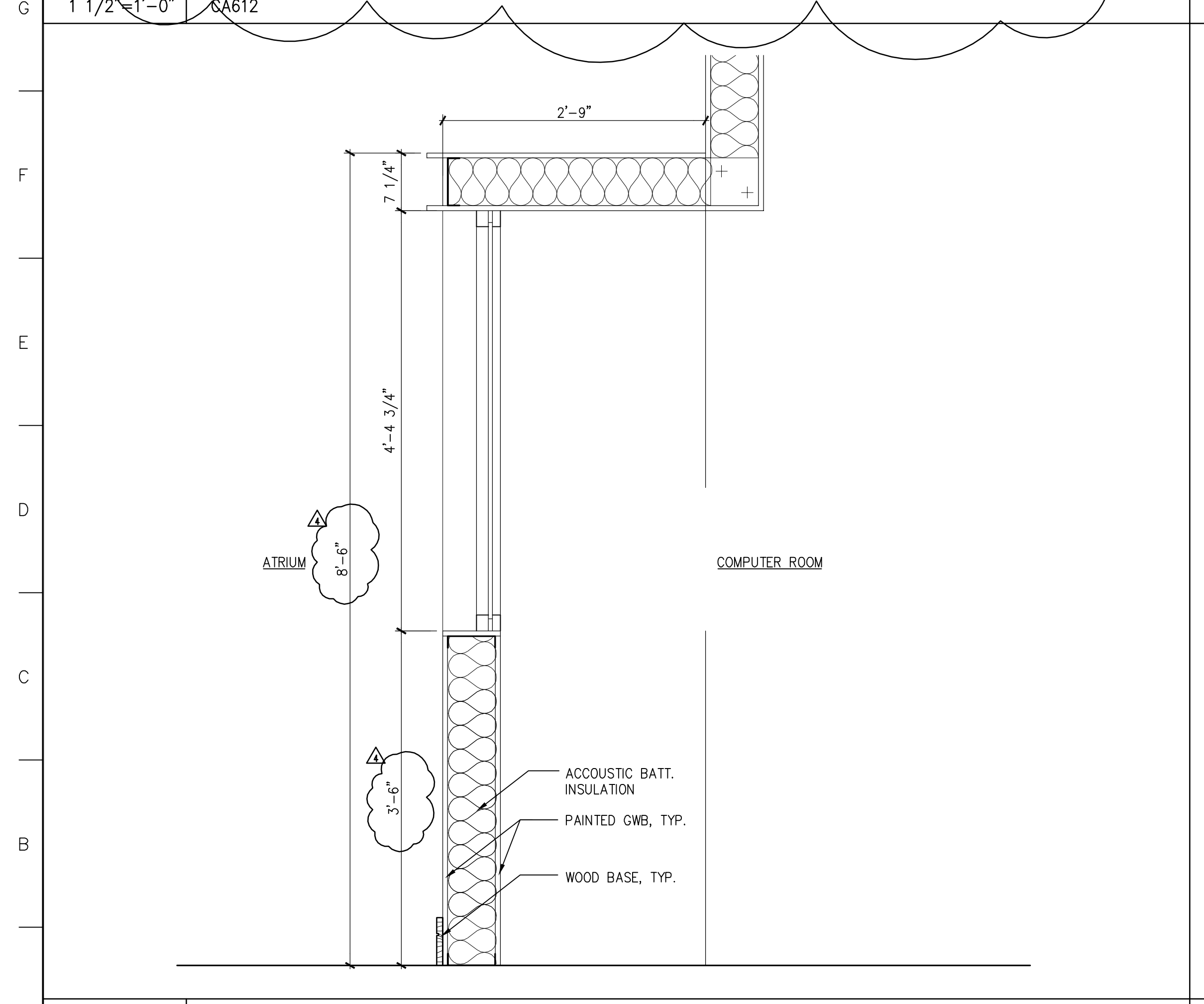
GMP DOCUMENTS		1/19/04
no. revisions/submissions		date
<p>Einhorn Yaffee Prescott Architecture & Engineering P.C. 24 School Street Boston, MA 02108 Telephone 617 305 9800 Fax 617 305 9888 eypae.com</p> <h1 style="font-size: 2em; margin: 0;">EYP/</h1>		
<p>UNIVERSITY OF SOUTHERN MAINE COMMUNITY EDUCATION CENTER - PHASE 2 PORTLAND, MAINE</p>		
drawing title		CREDENZA & A/V CABINET DETAILS
seal	designed by	project no. 5001024.00
	drawn by	CAD file no. SMC_CA705.dwg
	checked by	drawing no.
	date	1/19/2004
	scale	AS NOTED
C-A705		



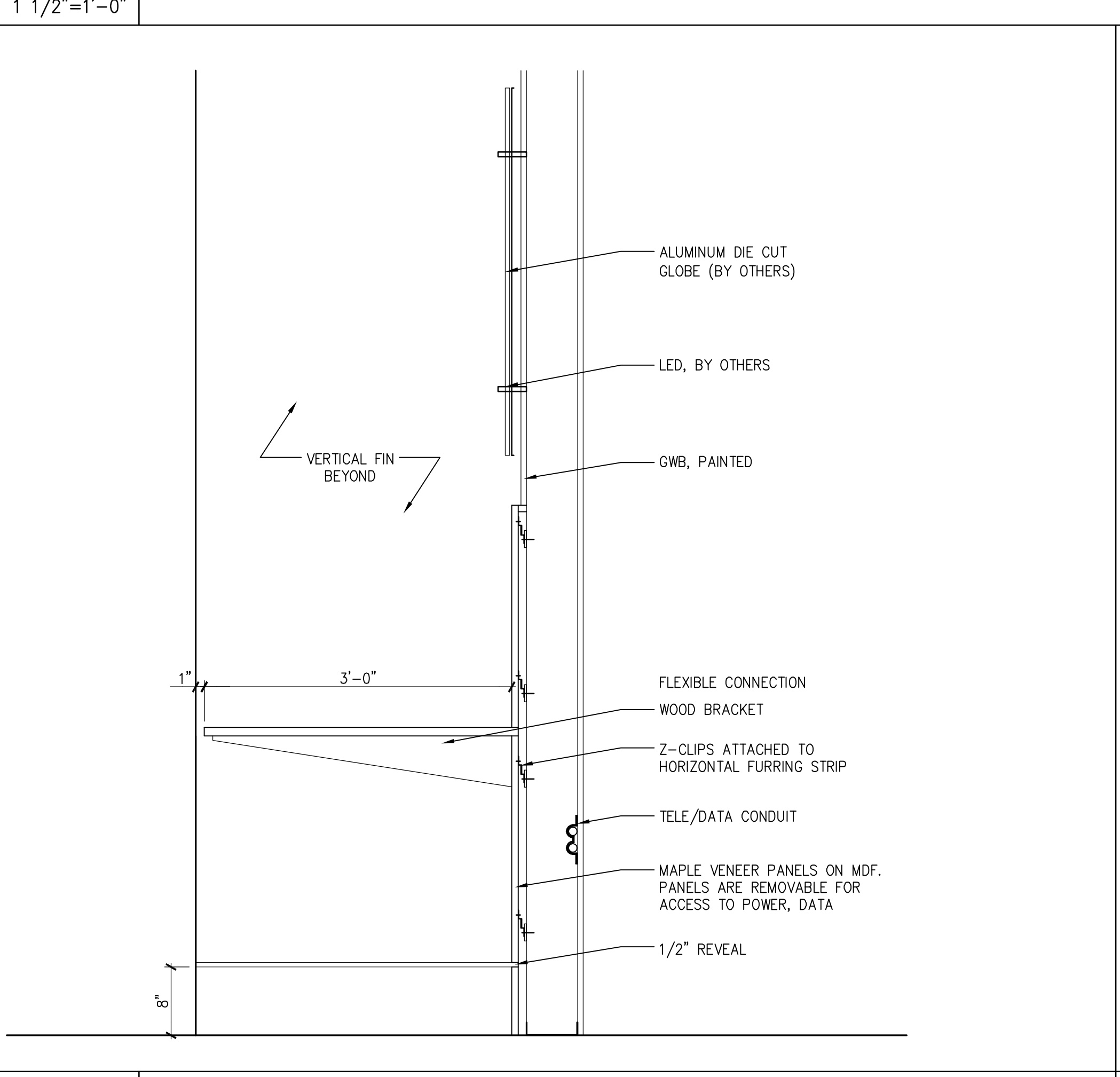
G1 SECTION DETAIL AT CORNER OF AUDITORIUM WALL



A7 SECTION DETAIL AT GREEN WALL



A1 SECTION DETAIL AT COMPUTER ROOM



A12 PLAN DETAIL AT GREEN WALL

4		GMP ADDENDUM #4	1/30/04
no.		GMP DOCUMENTS	1/19/04
revisions/submissions			date

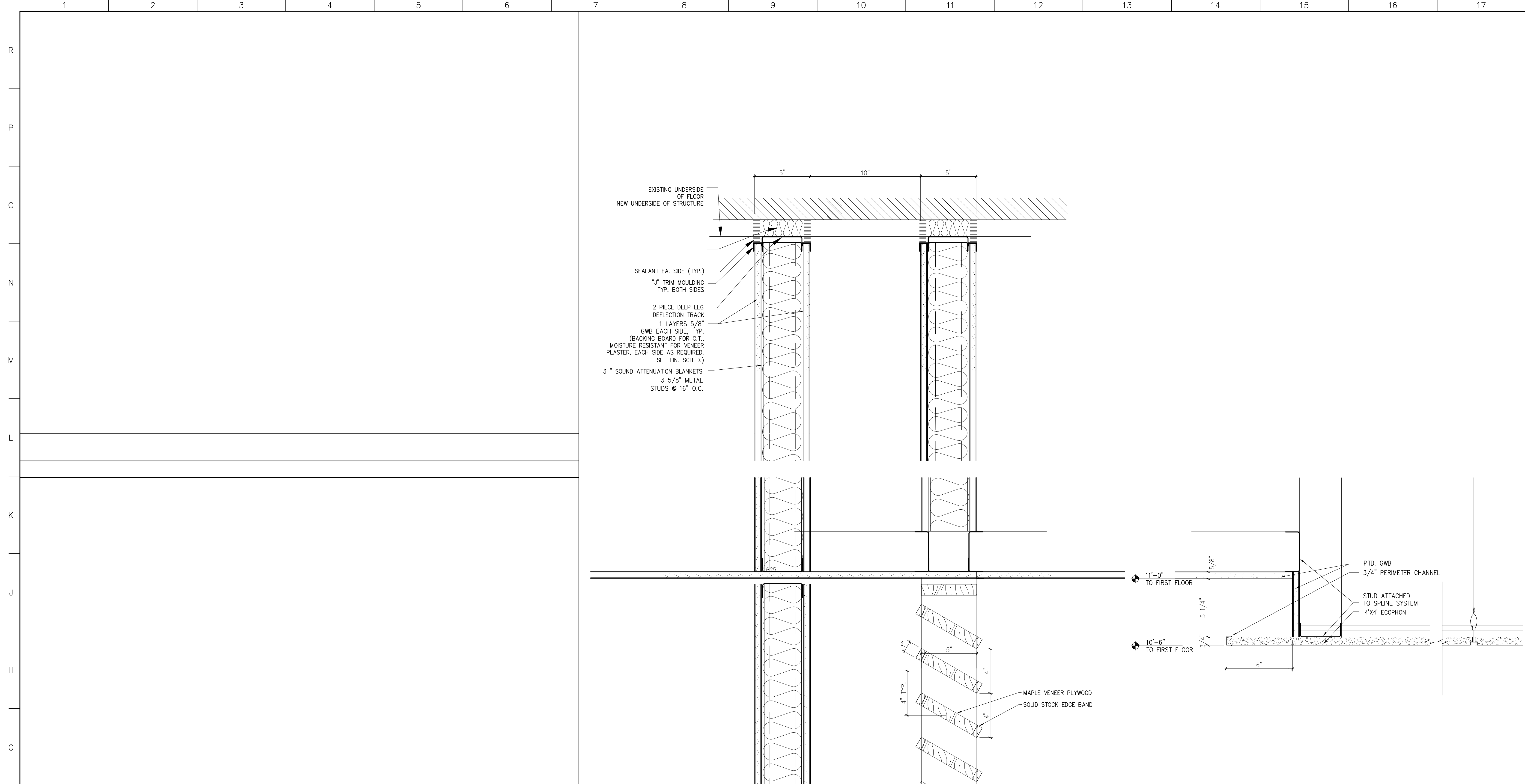
Einhorn Yaffee Prescott
Architecture & Engineering P.C.
24 School Street
Boston, MA 02108
Telephone 617 305 9800
Fax 617 305 9888
eyppae.com

EYP/

**UNIVERSITY OF SOUTHERN MAINE
COMMUNITY EDUCATION CENTER - PHASE 2
PORTLAND, MAINE**

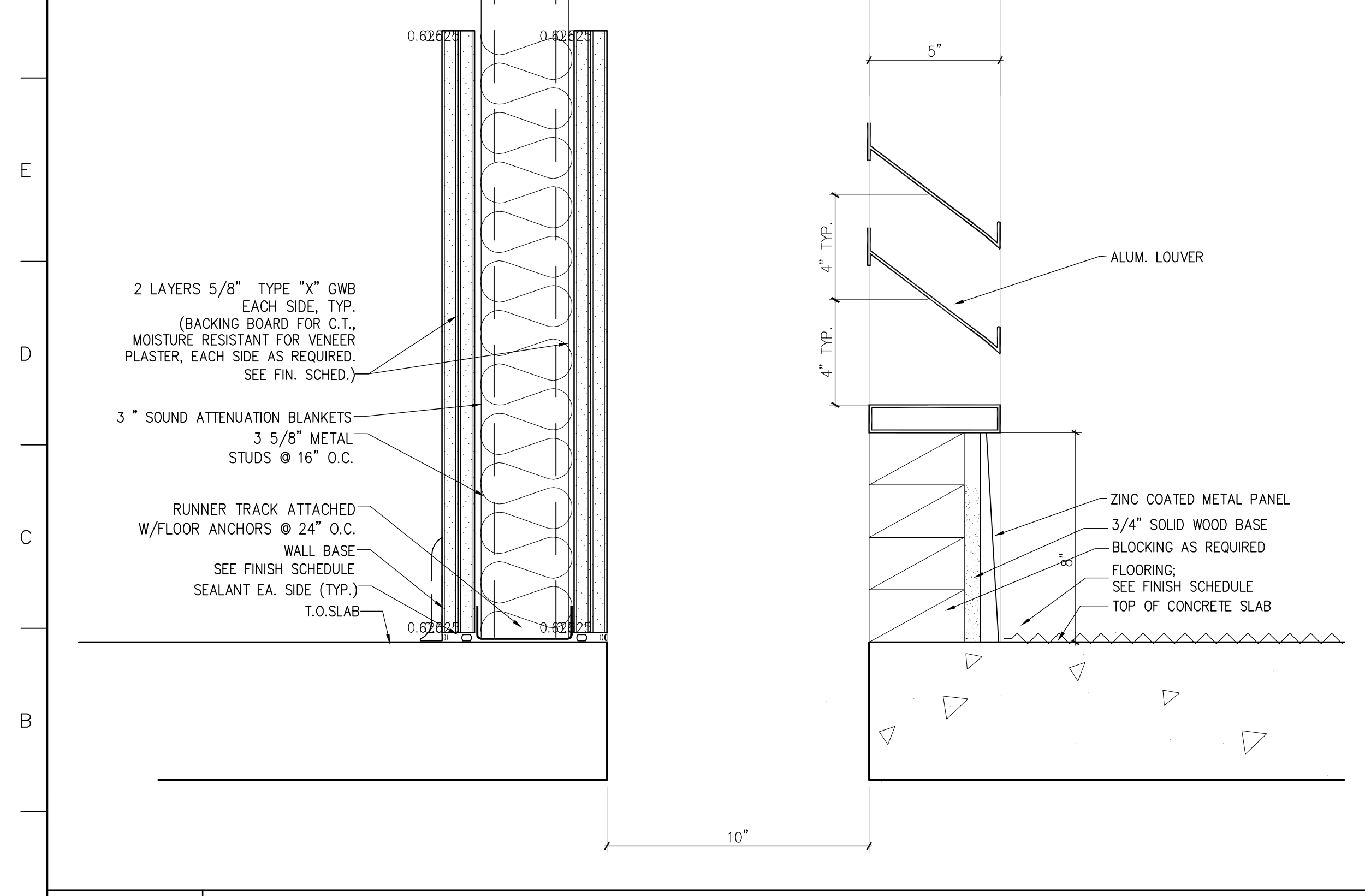
drawing title **DETAILS**

seal	designed by JW	project no.	5001024.00
	drawn by JW	CAD file no.	SMC_CA706.dwg
	checked by JW	drawing no.	
	date 1/19/2004		C-A706
	scale AS NOTED		



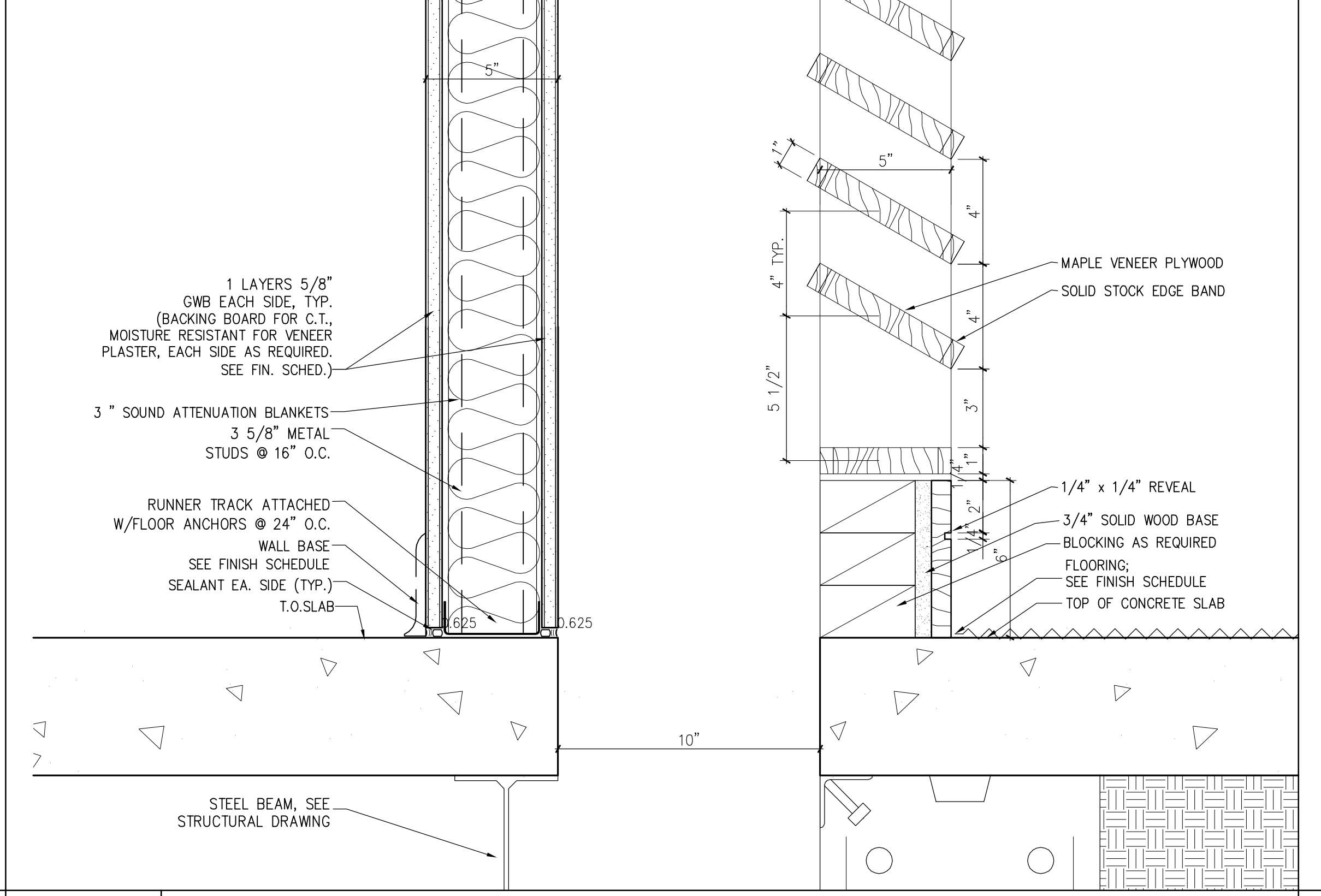
F7 SECTION DETAIL AT LOUVER TOP IN ATRIUM

3"=1'-0"



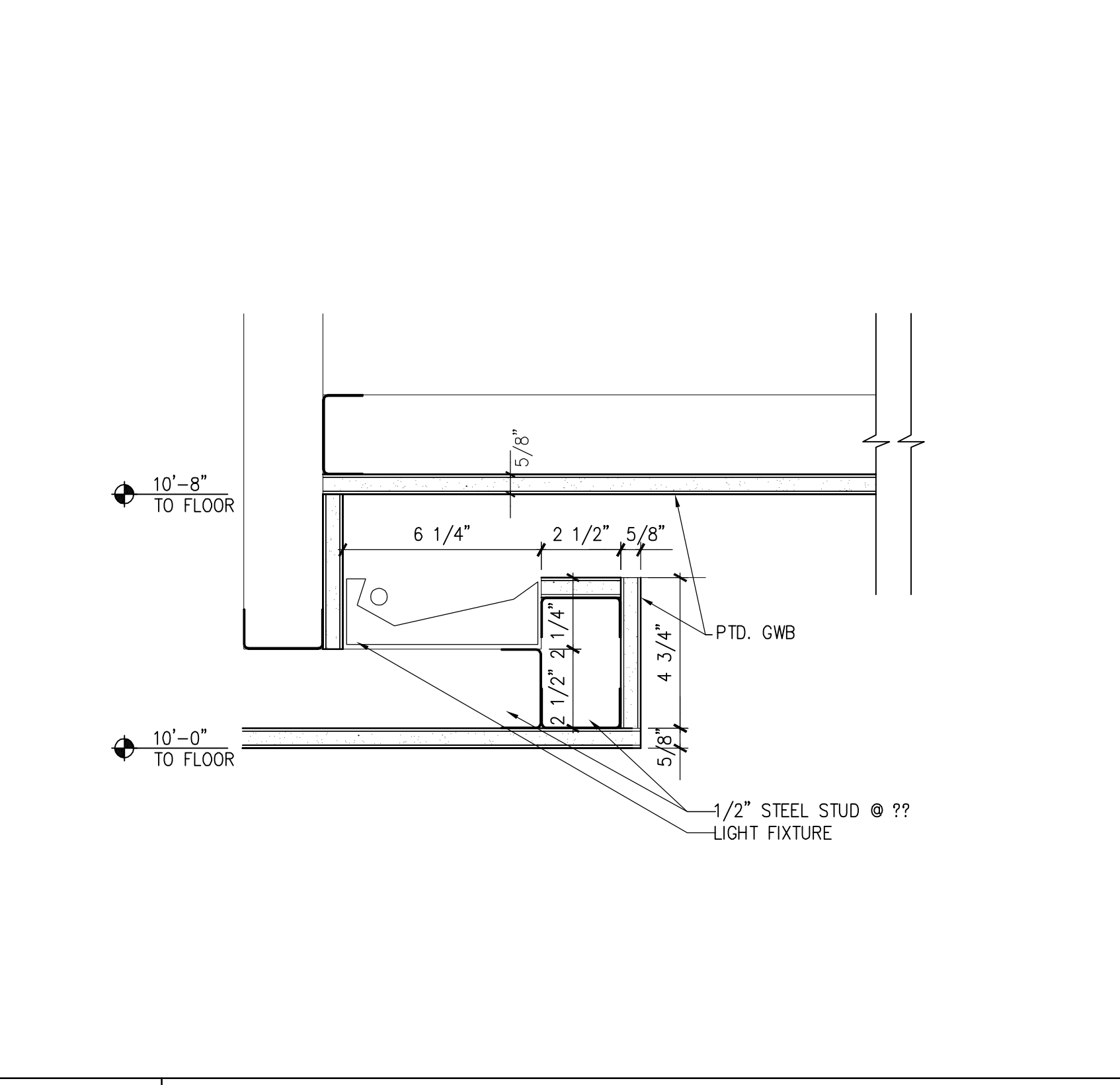
A1 SECTION DETAIL AT METAL LOUVER BASE IN ATRIUM

3"=1'-0"



A7 SECTION DETAIL AT WOOD LOUVER BASE IN ATRIUM

3"=1'-0"



A13 SECTION DETAIL AT CORRIDOR CEILING

3"=1'-0"

4	GMP ADDENDUM #4	1/30/04
	GMP DOCUMENTS	1/19/04
	no. revisions/submissions	date


Einhorn Yaffee Prescott
Architecture & Engineering P.C.
24 School Street
Boston, MA 02108
Telephone 617 305 9800
Fax 617 305 9888
eyppae.com

EYP/

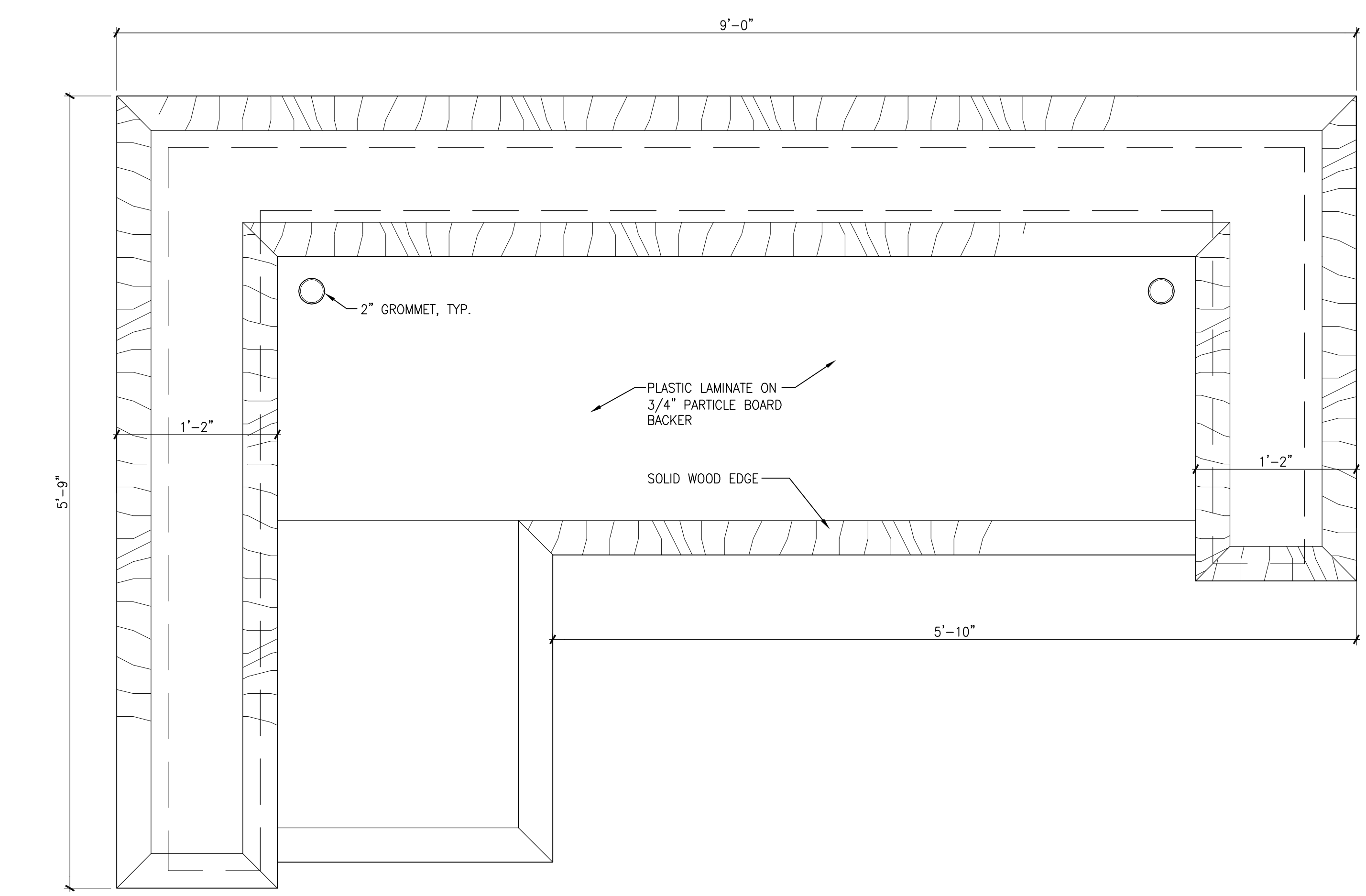
**UNIVERSITY OF SOUTHERN MAINE
COMMUNITY EDUCATION CENTER - PHASE 2
PORTLAND, MAINE**

drawing title **DETAILS**

seal	designed by JW	project no. 5001024.00
	drawn by JW	CAD file no. SMC_CA707.dwg
	checked by JW	drawing no.
	date 1/19/2004	C-A707
	scale AS NOTED	

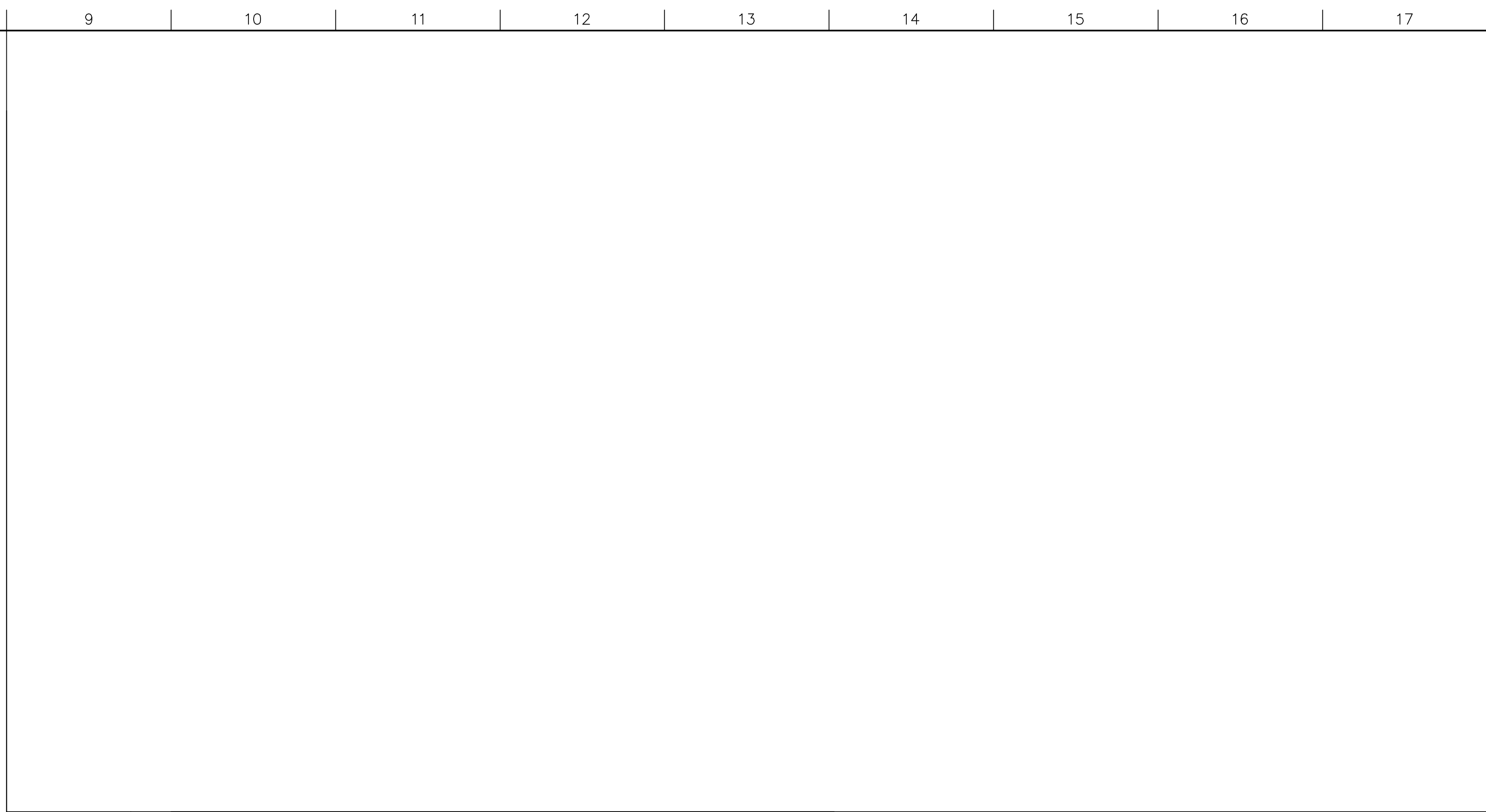


H1 NOT USED




A1 PLAN OF RECEPTION DESK

1 1/2" = 1'-0"

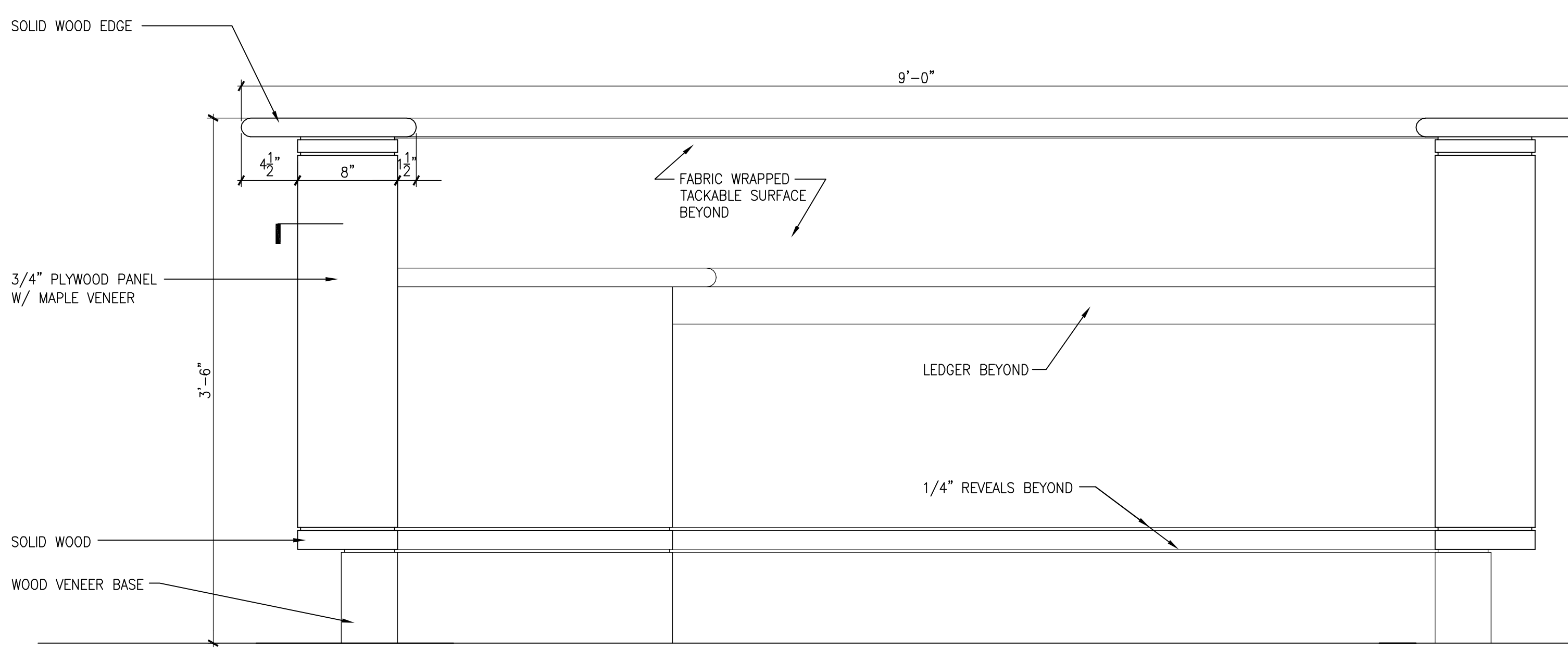


L9 NOT USED



F9 FRONT ELEVATION OF RECEPTION DESK

1 1/2" = 1'-0"



A9 REAR ELEVATION OF RECEPTION DESK

1 1/2" = 1'-0"

4	GMP ADDENDUM #4	1/30/04
	GMP DOCUMENTS	1/19/04
	no. revisions/submissions	date

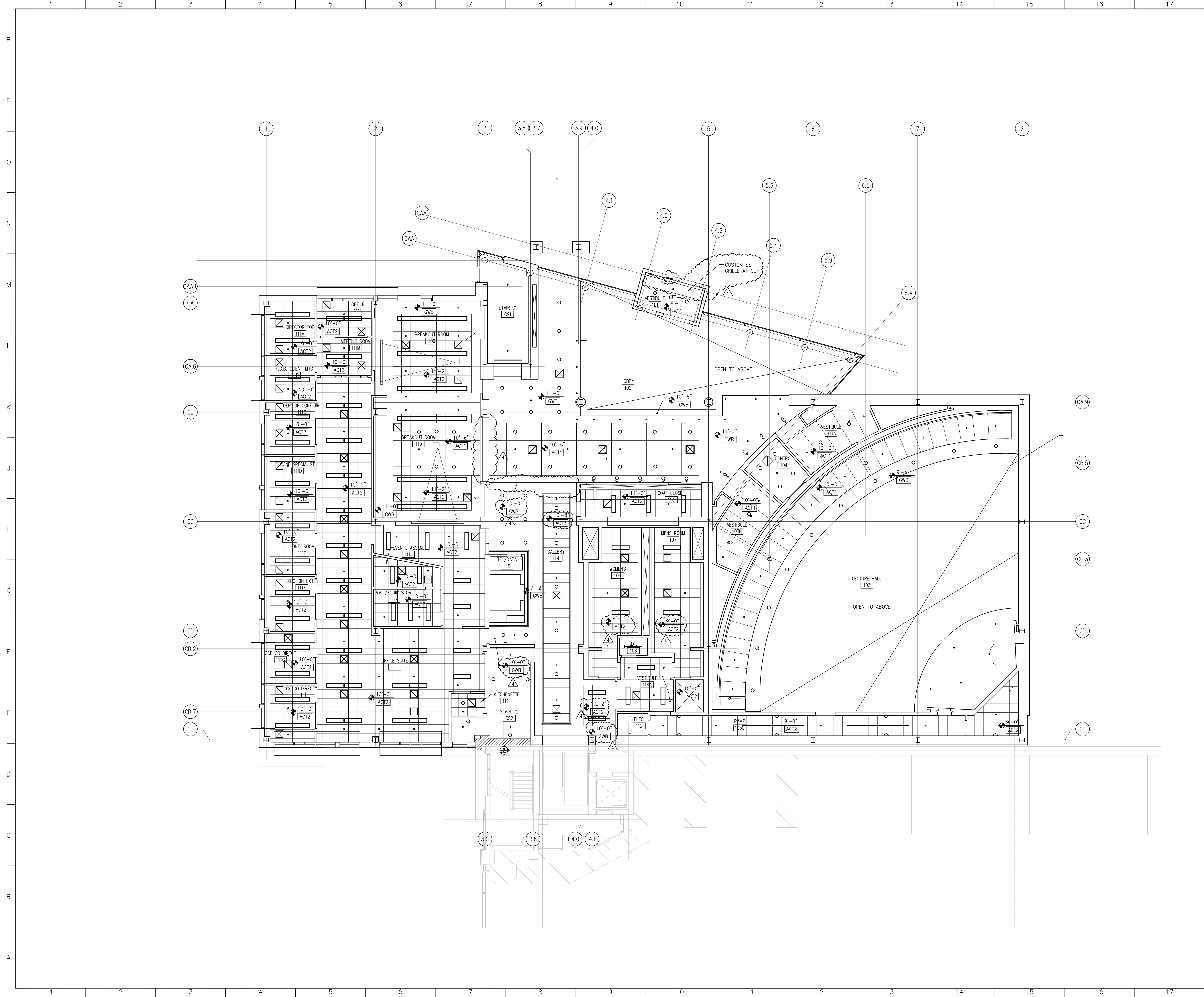
Einhorn Yaffee Prescott
Architecture & Engineering P.C.
24 School Street
Boston, MA 02108
Telephone 617 305 9800
Fax 617 305 9888
eyppae.com

EYP/

**UNIVERSITY OF SOUTHERN MAINE
COMMUNITY EDUCATION CENTER - PHASE 2
PORTLAND, MAINE**

drawing title		MILLWORK DETAILS	
seal	designed by	project no.	5001024.00
	MC		
	drawn by	CAD file no.	
	MC		
	checked by	drawing no.	
	MC		
	date		
	1/19/2004		
	scale		
	AS NOTED		

C-A708

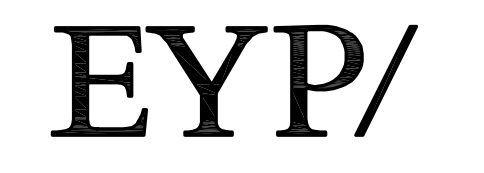


GENERAL NOTES

1. CONTRACTOR TO PROVIDE BLOCKING AND BRACING AS REQUIRED FOR A/V EQUIPMENT NOT INCLUDED IN CONTRACT.
2. CONTRACTOR TO REFER TO A/V DRAWINGS FOR CEILING SPEAKER QUANTITIES AND ALL RELATED WORK

4	GMP ADDENDUM #4	1/30/04
	GMP DOCUMENTS	1/19/04
no.	revisions/submissions	date

Einhorn Yaffee Prescott
 Architecture & Engineering P.C.
 24 School Street
 Boston, MA 02108
 Telephone 617 305 9800
 Fax 617 305 9888
 eypae.com

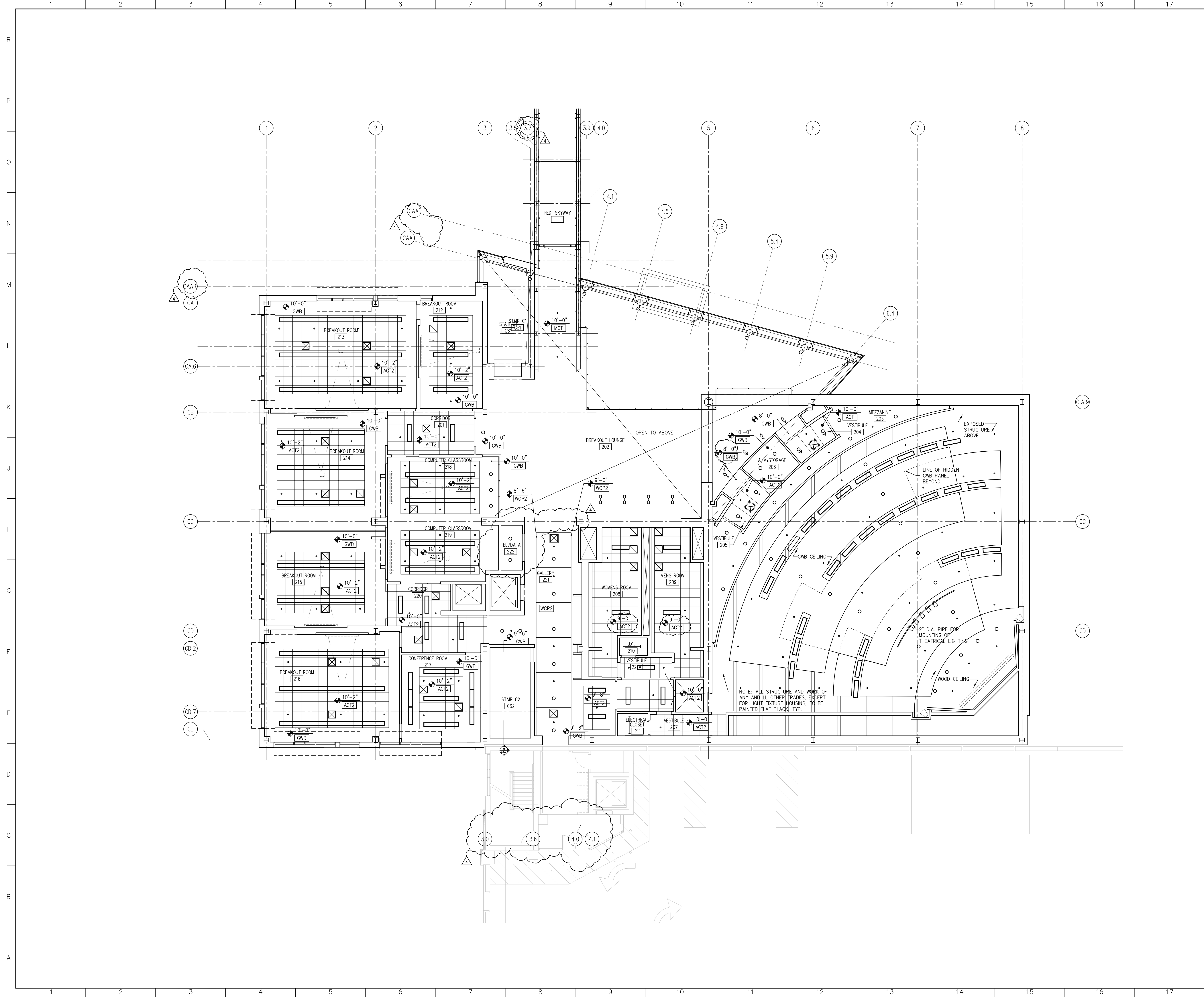


**UNIVERSITY OF SOUTHERN MAINE
 COMMUNITY EDUCATION CENTER - PHASE 2
 PORTLAND, MAINE**

drawing title **FIRST FLOOR
 REFLECTED CEILING PLAN**

seal	designed by	project no.
	NM/JU	5001024.00
	drawn by	CAD file no.
	AC	
	checked by	drawing no.
	date	
	1/19/2004	
	scale	
	1/8" = 1'-0"	

C-A802



GENERAL NOTES

1. CONTRACTOR TO PROVIDE BLOCKING AND BRACING AS REQUIRED FOR A/V EQUIPMENT NOT INCLUDED IN CONTRACT.
2. CONTRACTOR TO REFER TO A/V DRAWINGS FOR CEILING SPEAKER QUANTITIES AND ALL RELATED WORK

4	GMP ADDENDUM #4	1/30/04
	GMP DOCUMENTS	1/19/04
	no. revisions/submissions	date

Einhorn Yaffee Prescott
 Architecture & Engineering P.C.
 24 School Street
 Boston, MA 02108
 Telephone 617 305 9800
 Fax 617 305 9888
 eypae.com

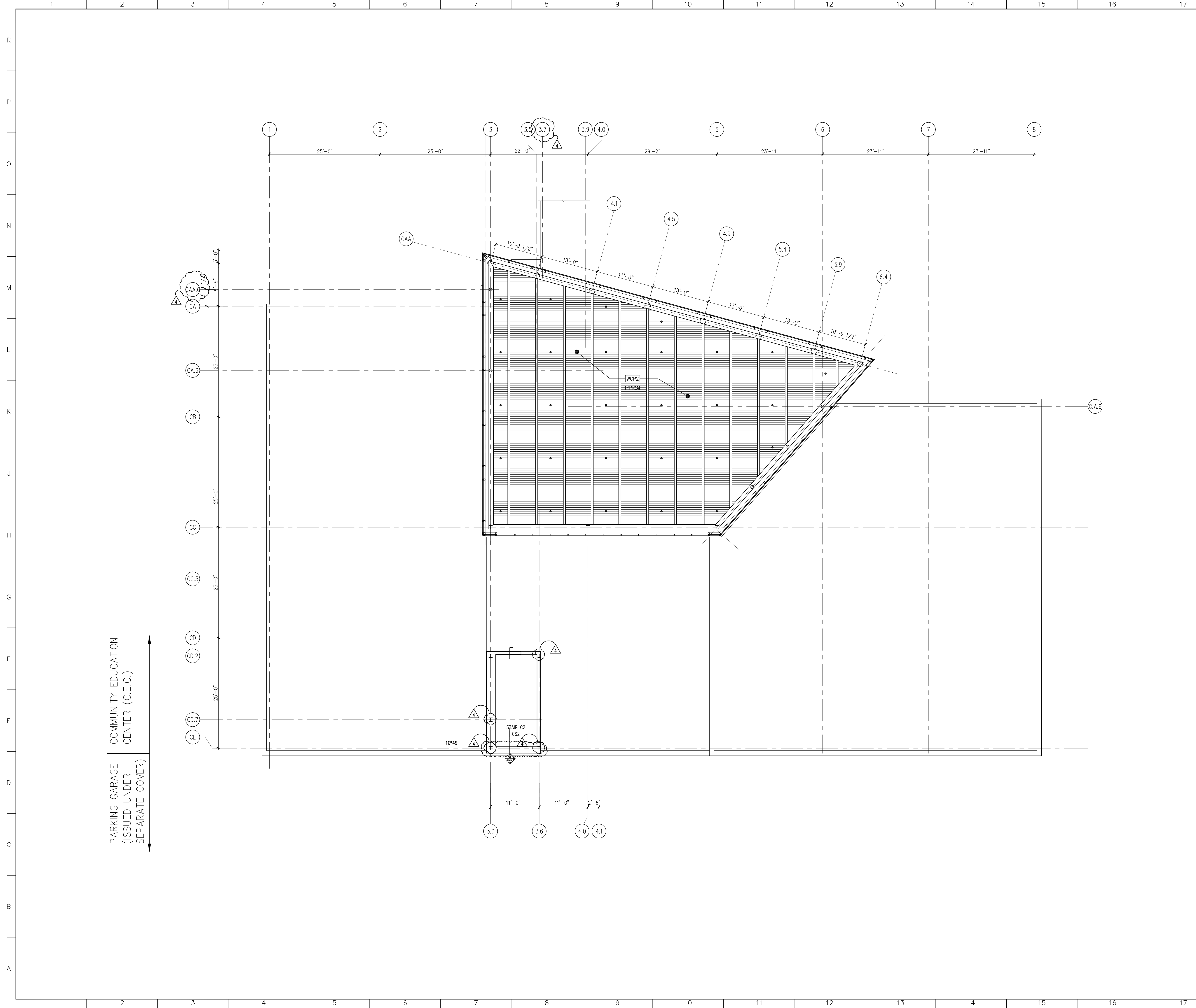


**UNIVERSITY OF SOUTHERN MAINE
 COMMUNITY EDUCATION CENTER - PHASE 2
 PORTLAND, MAINE**

drawing title **SECOND FLOOR
 REFLECTED CEILING PLAN**

seal	designed by NM/JU	project no. 5001024.00
	drawn by AC	CAD file no.
	checked by	drawing no.
	date 1/19/2004	
	scale 1/8" = 1'-0"	

C-A803



COMMUNITY EDUCATION CENTER (C.E.C.)
 PARKING GARAGE (ISSUED UNDER SEPARATE COVER)

GENERAL NOTES

4 GMP ADDENDUM #4 1/30/04
 GMP DOCUMENTS 1/19/04
 no. revisions/submissions date

Einhorn Yaffee Prescott
 Architecture & Engineering P.C.
 24 School Street
 Boston, MA 02108
 Telephone 617 305 9800
 Fax 617 305 9888
 eypae.com

EYP/

UNIVERSITY OF SOUTHERN MAINE COMMUNITY EDUCATION CENTER - PHASE 2 PORTLAND, MAINE	
CLERESTORY REFLECTED CEILING PLAN	
drawing title seal	designed by drawn by checked by date scale
project no. CAD file no. drawing no.	5001024.00 C-A804

RM. NO.	ROOM NAME	FLOORS		WALLS								CEILINGS		REMARKS
		MATERIAL	BASE	NORTH		EAST		SOUTH		WEST		MATERIAL	FINISH	
				MATERIAL	FINISH	MATERIAL	FINISH	MATERIAL	FINISH	MATERIAL	FINISH			
001	BASEMENT/STORAGE	SC	VINYL	GWB/CONC	PT	GWB/CONC	PT	GWB	PT	GWB/CONC	PT	EXPOSED	-	
002	ELEVATOR MACHINE ROOM	SC	VINYL	GWB	PT	GWB	PT	GWB	PT	GWB	PT	EXPOSED	-	
003	ELECTRICAL ROOM	SC	VINYL	GWB	PT	GWB	PT	GWB	PT	GWB	PT	EXPOSED	-	
004	TEL/DATA ROOM	SC	VINYL	CONC	PT	CONC/GWB	PT	GWB	PT	GWB	PT	EXPOSED	-	
005	MECHANICAL ROOM	SC	VINYL	GWB	PT	GWB	PT	GWB	PT	GWB	PT	EXPOSED	-	
006	GAS BOOSTER ROOM	SC	VINYL	GWB	PT	GWB	PT	GWB	PT	GWB	PT	EXPOSED	-	
101	VESTIBULE	PEDI-GRID	WD	GWB/CONC	PT	GWB	PT	GWB	PT	GWB	PT	GWB	PT	
102	LOBBY	CT	WD	GWB	PT	GWB	PT	GWB/WD	PT	GWB	PT	GWB/ACT	PT	
103	LECTURE HALL	CPT	WD	GWB/ACOUST.	PT	GWB/ACOUST.	PT	GWB/ACOUST.	PT	GWB/ACOUST.	PT	ACT/GWB	PT	
103A	VESTIBULE	CPT	WD	GWB	PT	GWB	PT	GWB	PT	GWB	PT	ACT	-	
103B	VESTIBULE	CPT	WD	GWB	PT	GWB	PT	GWB	PT	GWB	PT	ACT	-	
104	CONTROL	CPT	VINYL	GWB	PT	GWB	PT	GWB	PT	GWB	PT	ACT	-	
105	VESTIBULE	CPT	VINYL	GWB	PT	GWB	PT	GWB	PT	GWB	PT	ACT	-	
106	WOMEN'S ROOM	CT	CT	GWB/MR	CT	GWB/MR	CT	GWB/MR	CT	GWB/MR	CT	GWB/MR	PT	
107	MEN'S ROOM	CT	CT	GWB/MR	CT	GWB/MR	CT	GWB/MR	CT	GWB/MR	CT	GWB/MR	PT	
108	JANITOR'S CLOSET	VCT	VINYL	GWB	PT	GWB/MR	CT	GWB	CT	GWB	CT	GWB/MR	PT	
109	BREAKOUT ROOM	CPT	WD	GWB	PT	GWB	PT	GWB	PT	GWB	PT	GWB/ACT	PT	
110	BREAKOUT ROOM	CPT	WD	GWB	PT	GWB	PT	GWB	PT	GWB	PT	GWB/ACT	PT	
111	OFFICE SUITE	CPT	VINYL	GWB	PT	GWB	PT	GWB	PT	GWB	PT	ACT	-	
111A	DIRECTOR FOB	CPT	VINYL	GWB	PT	GWB	PT	GWB	PT	CONC	PT	EXPOSED	-	
111B	FOB CLIENT MEETING	CPT	VINYL	GWB	PT	CONC	PT	CONC	PT	CONC	PT	EXPOSED	-	
111C	DEPT OF CONF. DIR.	CPT	VINYL	GWB	PT	GWB	PT	GWB	PT	GWB	PT	ACT	-	
111D	CONF. SPECIALIST	CPT	VINYL	GWB	PT	GWB	PT	GWB	PT	GWB	PT	ACT	-	
111E	CONFERENCE ROOM	CPT	VINYL	GWB	PT	GWB	PT	GWB	PT	GWB	PT	ACT	-	
111F	EXEC. DIR. EXTEN.	CPT	VINYL	GWB	PT	GWB	PT	GWB	PT	GWB	PT	ACT	-	
111G	CCE CO DIRECT	CPT	VINYL	GWB	PT	GWB	PT	GWB	PT	GWB	PT	ACT	-	
111H	CCE CO DIRECT	CPT	VINYL	GWB	PT	GWB	PT	GWB	PT	GWB	PT	GWB/ACT	PT	
111J	EVENTS ASSEM.	VCT	VINYL	GWB	PT	GWB	PT	GWB	PT	GWB	PT	GWB/ACT	PT	
111K	MAIL/EQUIP STOR.	VCT	VINYL	GWB	PT	GWB	PT	GWB	PT	GWB	PT	GWB/ACT	PT	
111L	KITCHENETTE	VCT	VINYL	GWB	PT	GWB	PT	GWB	PT	GWB	PT	GWB/ACT	PT	
201	CORRIDOR	CT	WD	GWB	PT	GWB	PT	GWB	PT	GWB	PT	GWB/ACT	PT	
202	BREAKOUT LOUNGE	CPT	WD	GWB	PT	GWB	PT	GWB	PT	GWB	PT	GWB	PT	
203	MEZZANINE	CPT	WD	GWB	PT	GWB	PT	GWB	PT	GWB	PT	ACT	PT	
204	VESTIBULE	CPT	WD	GWB	PT	GWB	PT	GWB	PT	GWB	PT	ACT	PT	
205	VESTIBULE	CPT	WD	GWB	PT	GWB	PT	GWB	PT	GWB	PT	ACT	PT	
206	A/V STORAGE	CPT	WD	GWB/WP	PT	GWB/AWP	PT	GWB/AWP	PT	GWB/AWP	PT	GWB/ACT	PT/-	
207	VESTIBULE	CPT	WD	GWB	PT	GWB	PT	GWB	PT	GWB	PT	GWB	PT	
208	WOMEN'S ROOM	CT	CT	GWB/MR	PT	GWB/MR	PT	GWB/MR	PT	GWB/MR	PT	GWB/MR	PT	
209	MEN'S ROOM	CT	CT	GWB/MR	PT	GWB/MR	PT	GWB/MR	PT	GWB/MR	PT	GWB/MR	PT	
210	JANITOR'S CLOSET	CT	CT	GWB/MR	PT	GWB/MR	PT	GWB/MR	PT	GWB/MR	PT	ACT	-	
211	ELECTRICAL CLOSET	VCT	VCT	GWB	PT	GWB	PT	GWB	PT	GWB	PT	EXPOSED	-	
212	BREAKOUT ROOM	CPT	VINYL	GWB	PT	GWB	PT	GWB	PT	GWB	PT	GWB/ACT	PT	
213	BREAKOUT ROOM	CPT	VINYL	GWB	PT	GWB	PT	GWB	PT	GWB	PT	GWB/ACT	PT	
214	BREAKOUT ROOM	CPT	VINYL	GWB	PT	GWB	PT	GWB	PT	GWB	PT	GWB/ACT	PT	
215	BREAKOUT ROOM	CPT	VINYL	GWB	PT	GWB	PT	GWB	PT	GWB	PT	GWB/ACT	PT	
216	BREAKOUT ROOM	CPT	VINYL	GWB	PT	GWB	PT	GWB	PT	GWB	PT	GWB/ACT	PT	
217	CONFERENCE ROOM	CPT	VINYL	GWB	PT	GWB	PT	GWB	PT	GWB	PT	GWB/ACT	PT	
218	COMPUTER CLASSROOM	CPT	VINYL	GWB	PT	GWB	PT	GWB	PT	GWB	PT	GWB/ACT	PT	
219	TEL/DATA	VCT	VINYL	GWB	PT	GWB	PT	GWB	PT	GWB	PT	GWB/ACT	PT	
220	CORRIDOR	CPT	WD	GWB	PT	GWB	PT	GWB	PT	GWB	PT	GWB/ACT	PT	
221	GALLERY	CPT	WD	GWB	PT	GWB	PT	GWB	PT	GWB	PT	GWB/ACT	PT	
222	STORAGE	CPT	WD	GWB	PT	GWB	PT	GWB	PT	GWB	PT	ACT	-	

REMARKS

1. PAINT EXPOSED STEEL STAIRS AND HANDRAILS
2. PROVIDE 3/4" PLYWOOD BACKERBOARD AS REQUIRED FOR TELEPHONE AND DATA EQUIPMENT. PAINT BACKERBOARD
3. CERAMIC TILE FULL HEIGHT OF WALL
4. REFER TO INTERIOR ELEVATIONS FOR EXTENT OF WOOD PANELLING
5. FACE OF WALLS OF ROOM 402 TO RECEIVE PAINTED GWB WITH VINYL BASE
6. FACE OF WALLS TO STAIR 2 TO RECEIVE PAINTED GWB WITH VINYL BASE

GMP DOCUMENTS 1/19/04
no. revisions/submissions date

Einhorn Yaffee Prescott
Architecture & Engineering P.C.
24 School Street
Boston, MA 02108
Telephone 617 305 9800
Fax 617 305 9888
eyppae.com



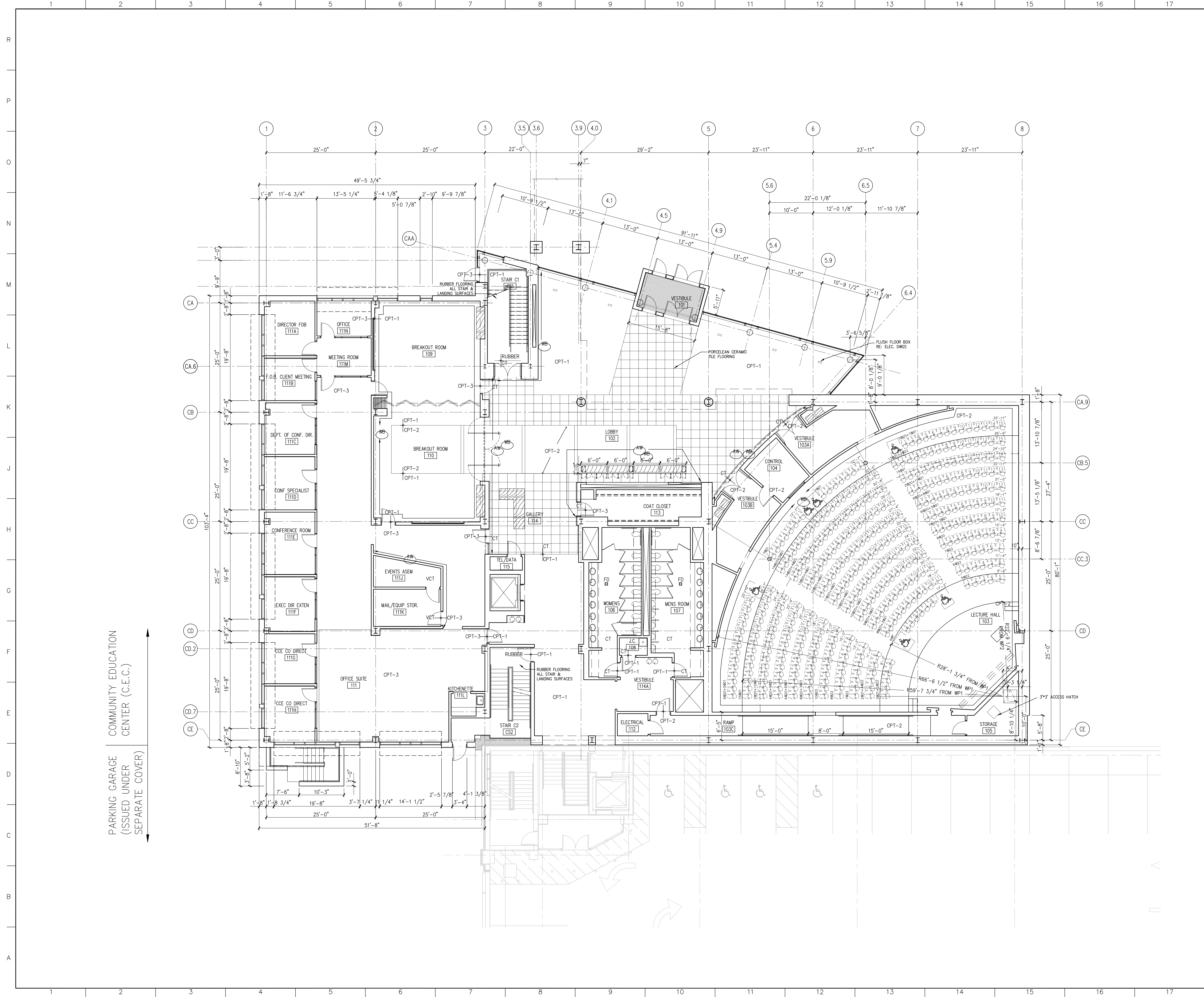
UNIVERSITY OF SOUTHERN MAINE
COMMUNITY EDUCATION CENTER - PHASE 2
PORTLAND, MAINE

drawing title		
FINISH SCHEDULE		
seal	designed by	project no. 5001024.00
	drawn by	CAD file no.
	checked by	drawing no.
	date	1/19/2004
	scale	AS NOTED
		C-A901

ABBREVIATIONS

ACT	ACOUSTICAL CEILING TILE	EM	ENTRY MAT	SC	SEALED CONCRETE
AWP	ACOUSTICAL WALL PANELS	FF	FIBERGLASS REINFORCED PANEL	VCT	VINYL COMPOSITION TILE
CONC	CONCRETE	GWB	GYPSUM WALL BOARD	WD	WOOD
CPT	CARPET	MR	MOISTURE RESISTANT		
CT	CERAMIC TILE	PT	PAINT		

A1 FINISH SCHEDULE



COMMUNITY EDUCATION CENTER (C.E.C.)
 PARKING GARAGE (ISSUED UNDER SEPARATE COVER)

GENERAL NOTES

1. ALL MILLWORK SHOWN ON THESE PLANS ARE PART OF THIS CONTRACT UNLESS NOTED OTHERWISE
2. GENERAL CONTRACTOR TO PROVIDE 8" DIAMETER CORE OPENINGS TO DISPLACEMENT PLENUM AS LOCATED BY ARCHITECT. SCOPE OF WORK INCLUDE BUT NOT BE LIMITED TO TEMPLATE AND CORE DRILLING CARPET FLANGE DEVICES & ESCUTCHEONS AS REQUIRED FOR BOTH LEVELS OF LECTURE FACILITY
3. FINISHES
 - (AW) INDICATES SCOPE OF ACCENT WALL COLOR PAINT
 - (WB) INDICATES SCOPE OF WOOD BASE 6" WOOD BASE CLEAR FINISH (MAPLE)
4. PARTITION
 - * ALL BASE MATERIALS ARE 2 1/2" RUBBER BASE UNLESS NOTED OTHERWISE
 - * GC TO PROVIDE ALL FLOORING TRANSITION STRIPS AS REQUIRED
 - * ALL FLOORING MATERIALS ARE VCT UNLESS NOTED OTHERWISE

PARTITION LEGEND:	
	2-HR RATED PARTITION
	1-HR RATED PARTITION

GMP DOCUMENTS	1/19/04
no. revisions/submissions	date

Einhorn Yaffee Prescott
 Architecture & Engineering P.C.
 24 School Street
 Boston, MA 02108
 Telephone 617 305 9800
 Fax 617 305 9888
 eypae.com

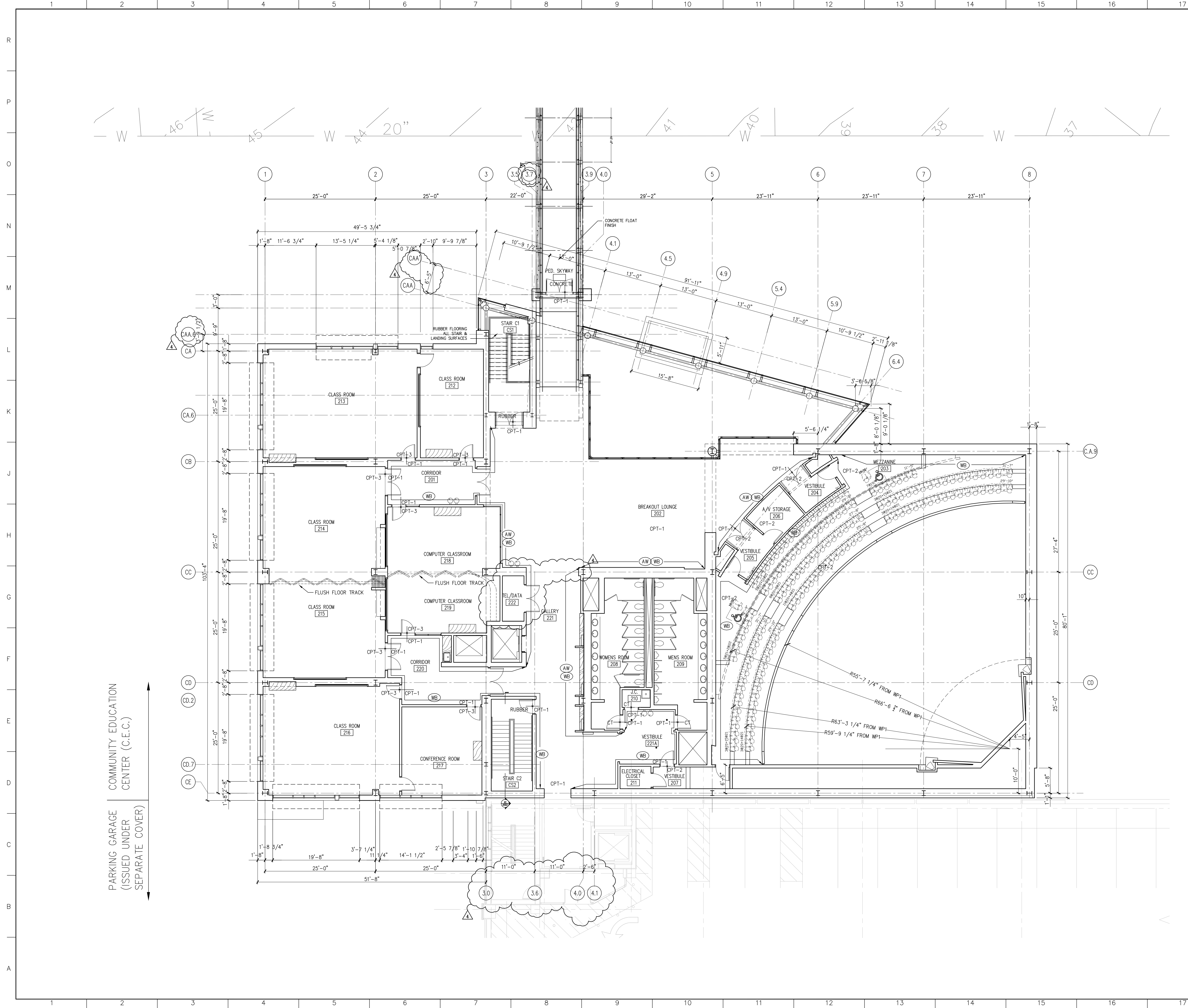
EYP/

UNIVERSITY OF SOUTHERN MAINE
COMMUNITY EDUCATION CENTER - PHASE 2
 PORTLAND, MAINE

drawing title **C.E.C. FIRST FLOOR**
FLOOR PATTERN & FINISH PLAN

seal	designed by NM/MKC/YL	project no. 5001024.00
	drawn by MKC/YL	CAD file no.
	checked by NM JU MKC YL	drawing no.
	date 1/19/2004	
	scale 1/8" = 1'-0"	

C-A903




GENERAL NOTES

1. ALL MILLWORK SHOWN ON THESE PLANS ARE PART OF THIS CONTRACT UNLESS NOTED OTHERWISE
2. GENERAL CONTRACTOR TO PROVIDE 8" DIAMETER CORE OPENINGS TO DISPLACEMENT PLENUM AS LOCATED BY ARCHITECT. SCOPE OF WORK INCLUDE BUT NOT BE LIMITED TO TEMPLATE AND CORE DRILLING CARPET FLANGE DEVICES & ESCUTCHEONS AS REQUIRED FOR BOTH LEVELS OF LECTURE FACILITY
3. FINISHES
 - (AW) INDICATES SCOPE OF ACCENT WALL COLOR PAINT
 - (WB) INDICATES SCOPE OF WOOD BASE 6" WOOD BASE CLEAR FINISH (MAPLE)
4. PARTITION
 - * ALL BASE MATERIALS ARE 2 1/2" RUBBER BASE UNLESS NOTED OTHERWISE
 - * GC TO PROVIDE ALL FLOORING TRANSITION STRIPS AS REQUIRED
 - * ALL FLOORING MATERIALS ARE VCT UNLESS NOTED OTHERWISE

PARTITION LEGEND:

	2-HR RATED PARTITION
	1-HR RATED PARTITION



4	GMP ADDENDUM #4	1/30/04
	GMP DOCUMENTS	1/19/04
	no. revisions/submissions	date

Einhorn Yaffee Prescott
 Architecture & Engineering P.C.
 24 School Street
 Boston, MA 02108
 Telephone 617 305 9800
 Fax 617 305 9888
 eypae.com

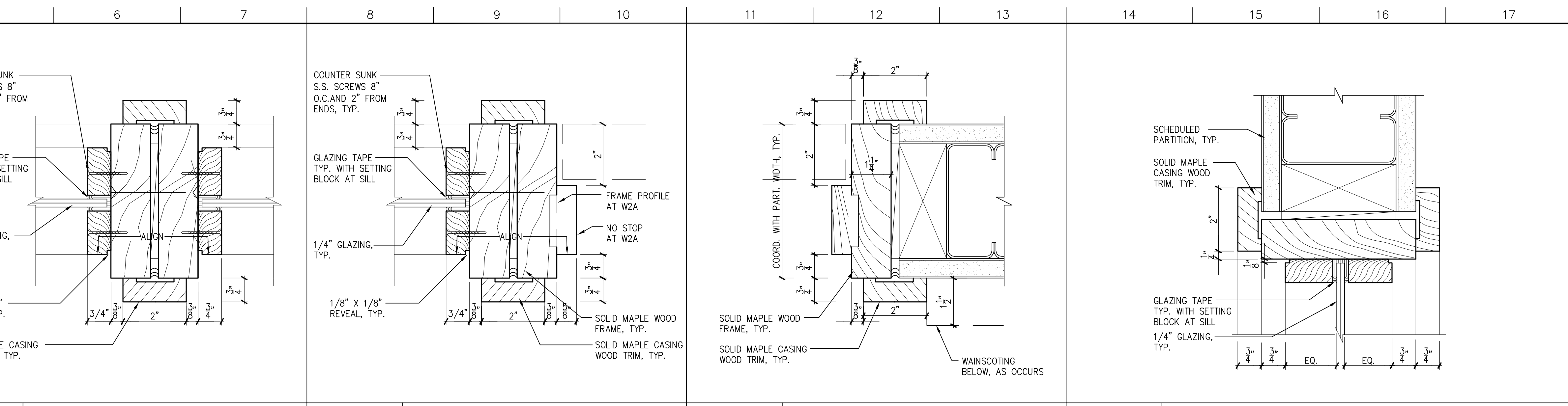
EYP/

**UNIVERSITY OF SOUTHERN MAINE
 COMMUNITY EDUCATION CENTER - PHASE 2
 PORTLAND, MAINE**

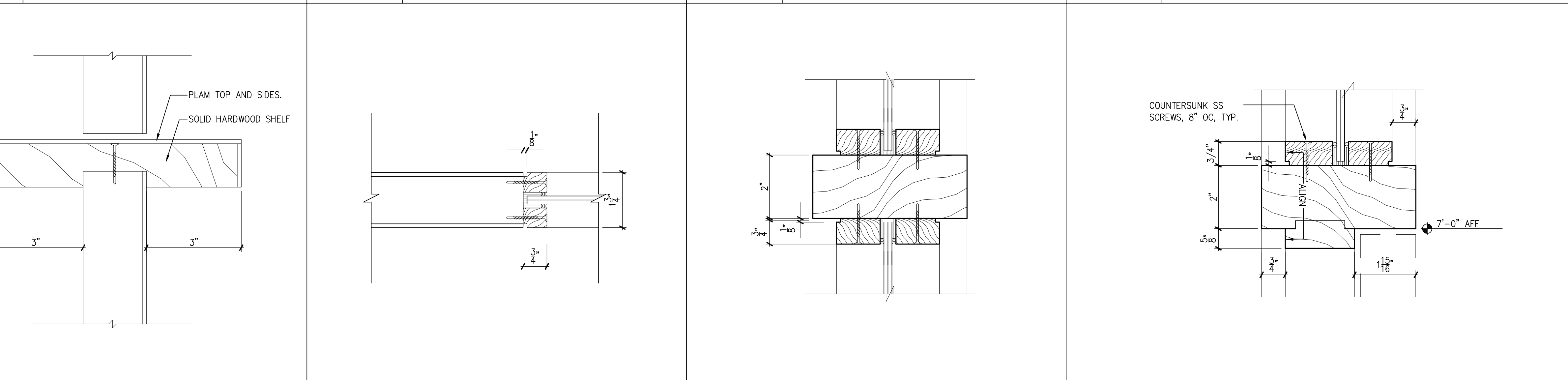
drawing title **C.E.C. SECOND FLOOR
 FLOOR PATTERNS & FINISHES**

seal	designed by	project no.
	NM/MKC/YL	5001024.00
	drawn by	CAD file no.
	MKC/YL	
	checked by	drawing no.
	NM JU MKC YL	
	date	
	1/19/2004	
	scale	
	1/8" = 1'-0"	

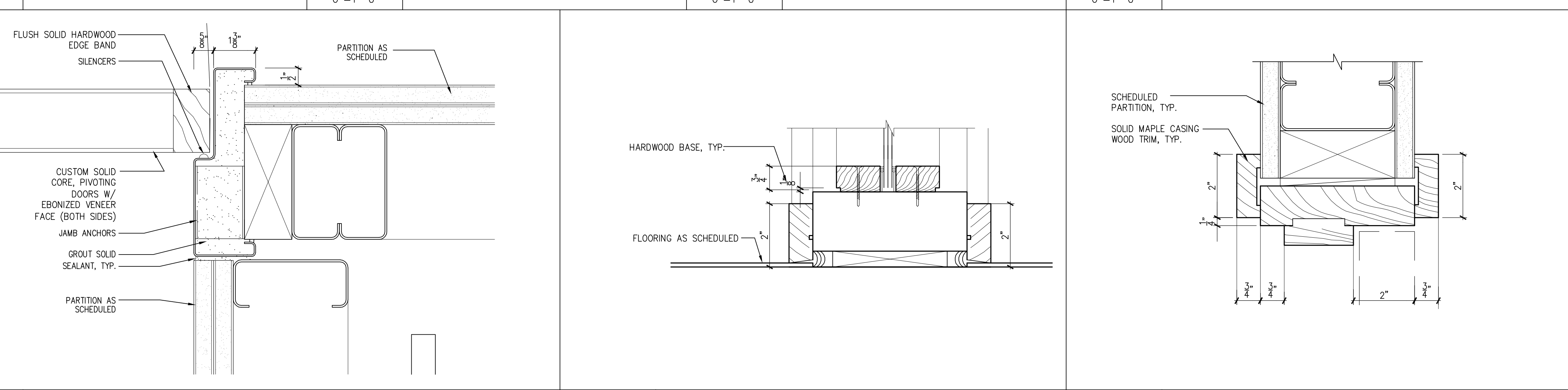
C-A904




WD DOOR FRAME DTL	M8	WD DOOR JAMB DTL	M11	WD DOOR JAMB DTL	M14	TRANSOM/SIDELIGHT DTL
	6"=1'-0"		6"=1'-0"		6"=1'-0"	



DUTCH DR SHELF DTL	J8	WD DOOR/GLAZING DTL	J11	WD DOOR FRAME DTL	J14	WD DOOR HEAD @ TRANSOM
	6"=1'-0"		6"=1'-0"		6"=1'-0"	



WD DOOR HEAD DTL	E10	WD DOOR FRAME DTL	E14	WD DOOR HEAD DTL
	6"=1'-0"		6"=1'-0"	



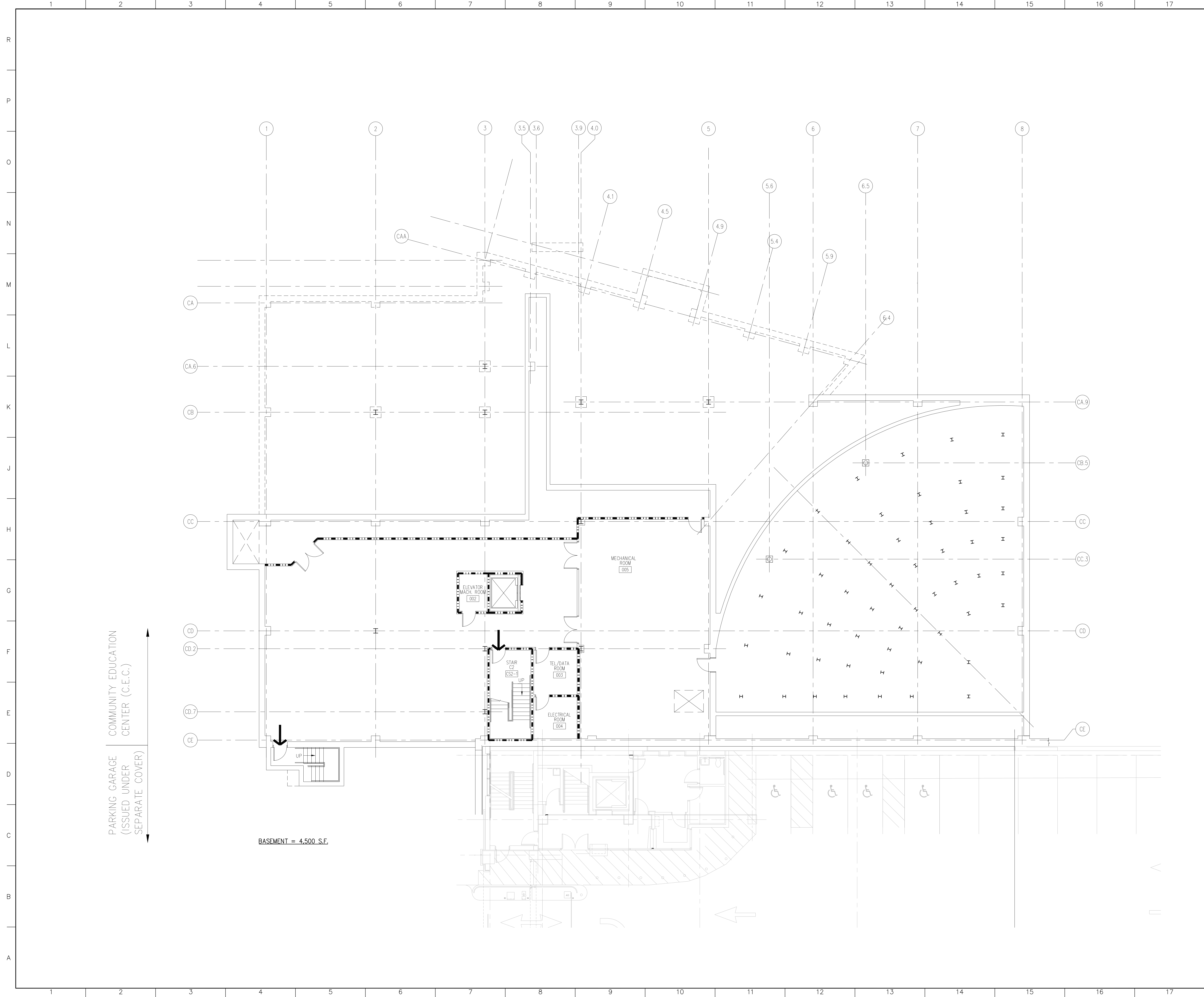
NOT USED	A10	NOT USED	A14	NOT USED
	6"=1'-0"			

4		GMP ADDENDUM #4	1/30/04
		GMP DOCUMENTS	1/19/04
		no. revisions/submissions	date
<p>Einhorn Yaffee Prescott Architecture & Engineering P.C. 24 School Street Boston, MA 02108 Telephone 617 305 9800 Fax 617 305 9888 eyppae.com</p> <h1 style="font-size: 2em; margin: 0;">EYP/</h1>			
<p>UNIVERSITY OF SOUTHERN MAINE COMMUNITY EDUCATION CENTER - PHASE 2 PORTLAND, MAINE</p>			
drawing title			
DOOR FRAME DETAILS			
seal	designed by	project no.	5001024.00
	drawn by	CAD file no.	
	checked by	drawing no.	
	date		1/19/2004
	scale		AS NOTED
		C-A905	

N10	DOOR TYPES
3/8"=1'-0"	

J10	FRAME TYPES
3/8"=1'-0"	

E10	WINDOW TYPES
3/8"=1'-0"	



LEGEND

→ PATH TO EXIT

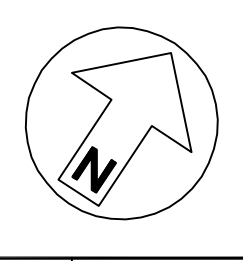
EGRESS CAPACITY OF DOOR @ 32" CLEAR

ROOM OCCUPANCY

PARTITION LEGEND:

--- 2-HR RATED PARTITION

- - - 1-HR RATED PARTITION



GMP DOCUMENTS	1/19/04
no. revisions/submissions	date

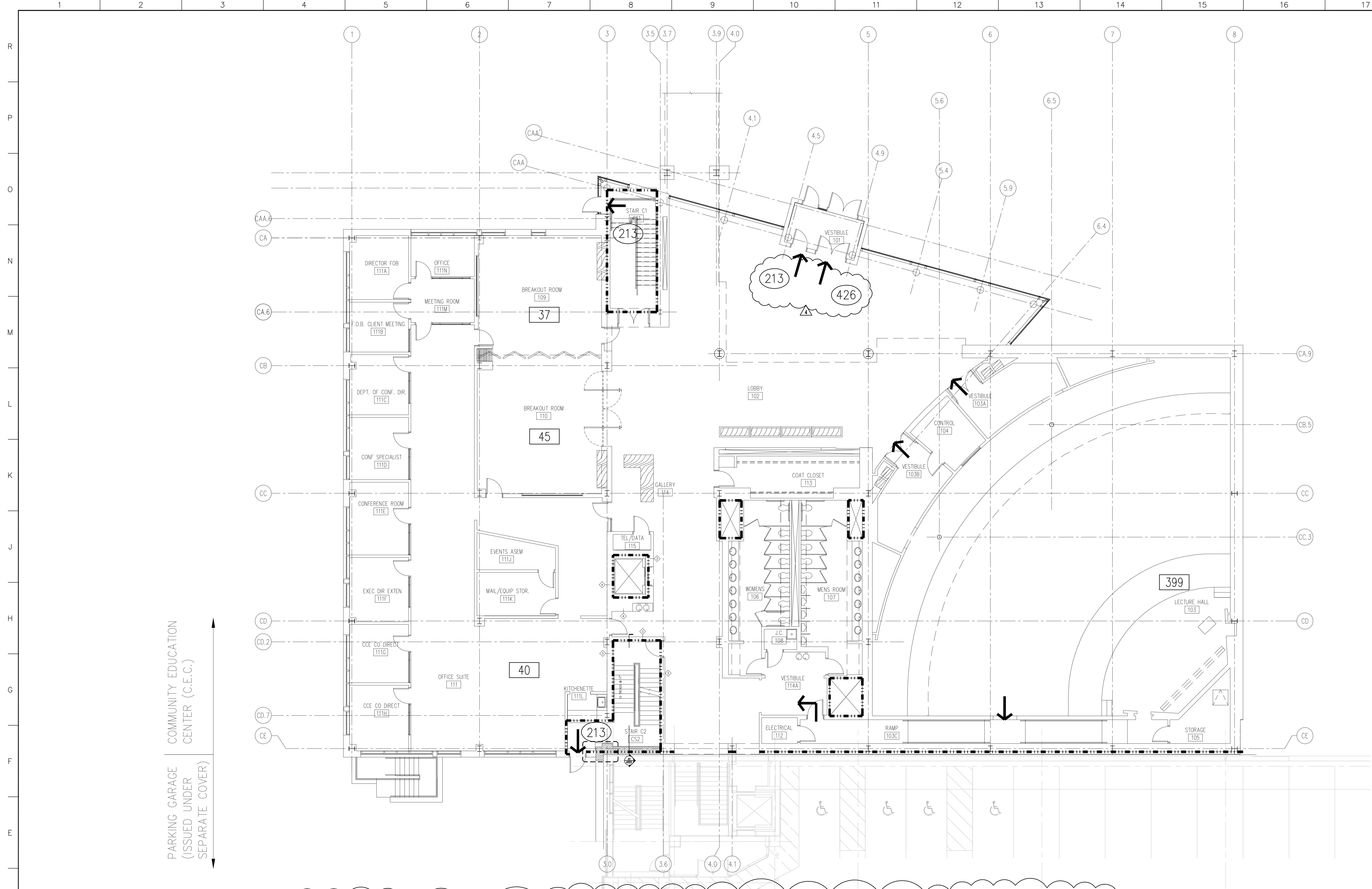
Einhorn Yaffee Prescott
 Architecture & Engineering P.C.
 24 School Street
 Boston, MA 02108
 Telephone 617 305 9800
 Fax 617 305 9888
 eypae.com

EYP/

**UNIVERSITY OF SOUTHERN MAINE
 COMMUNITY EDUCATION CENTER - PHASE 2
 PORTLAND, MAINE**

drawing title **C.E.C. BASEMENT
 LIFE SAFETY PLAN**

seal	designed by	project no.
	drawn by	5001024.00
	checked by	CAD file no.
	date	drawing no.
	1/19/2004	
	scale	C-LS101
	AS NOTED	



COMMUNITY EDUCATION CENTER (C.E.C.)
 PARKING GARAGE (ISSUED UNDER SEPARATE COVER)

LEGEND

- PATH TO EXIT
- ### EGRESS CAPACITY OF DOOR @ 32" CLEAR
- ### ROOM OCCUPANCY

PARTITION LEGEND:

- 2-HR RATED PARTITION
- - - 1-HR RATED PARTITION

4	GMP ADDENDUM #4	1/30/04
	GMP DOCUMENTS	1/19/04
no.	revisions/submissions	date

Einhorn Yaffee Prescott
 Architecture & Engineering P.C.
 24 School Street
 Boston, MA 02108
 Telephone 617 305 9800
 Fax 617 305 9888
 eypae.com

EYP/

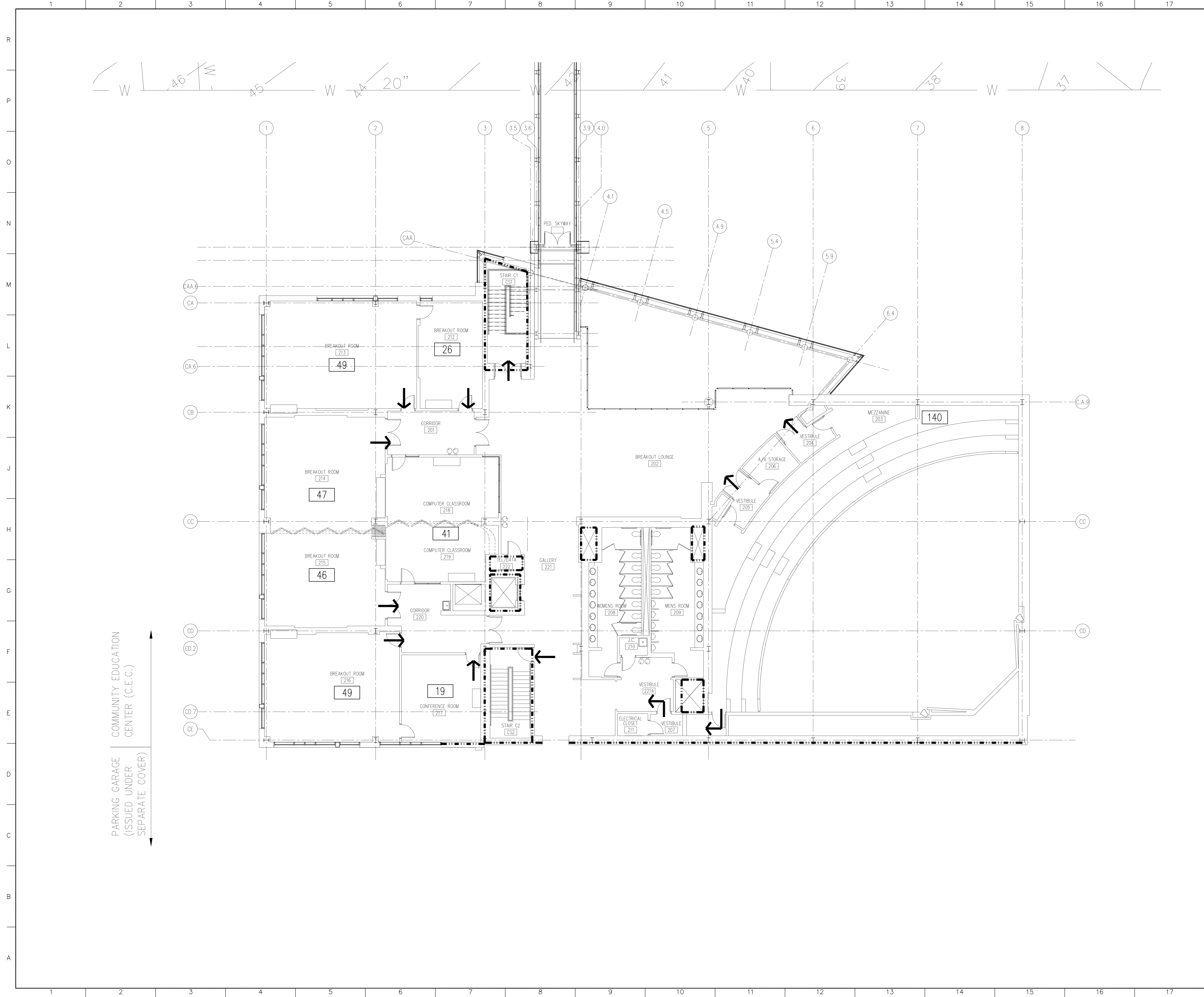
**UNIVERSITY OF SOUTHERN MAINE
 COMMUNITY EDUCATION CENTER - PHASE 2**
 PORTLAND, MAINE

drawing title **C.E.C. FIRST FLOOR
 LIFE SAFETY PLAN**

seal	designed by	project no.
	XX	5001024.00
	drawn by	CAD file no.
	XX	
	checked by	drawing no.
	XX	
	date	
	1/19/2004	
	scale	
	AS NOTED	

C-LS102

BUILDING DESIGN DATA:		BUILDING OCCUPANCY/EGRESS	
USE GROUP:	ASSEMBLY A-3	OCCUPANT LOAD	
BUILDING CONSTRUCTION TYPE:	2C UNPROTECTED (BOCA 1999 SECTION 303.4)	BASEMENT:	-
BUILDING AREA:	FIRST FLOOR (ACTUAL S.F.): 16,450 S.F. SECOND FLOOR (ACTUAL S.F.): 15,835 S.F. TOTAL ACTUAL S.F. ABOVE GRADE: 32,285 S.F.	FIRST FLOOR:	482
		SECOND FLOOR:	417
		TOTAL:	899
	TYPE 2C ALLOWS: 8,400 S.F. PER FLOOR 16,800 S.F. TOTAL	EGRESS CAPACITIES	
	AREA MODIFICATIONS	EGRESS DISCHARGE DOORS:	ACTUAL WIDTH: 7 DOORS @ 32" CLEAR (ACTUAL)= 224" TOTAL REQUIRED WIDTH: 899 OCC.X.15= 134.85"
	AUTOMATIC SPRINKLERS ALLOWS: 25,200 S.F. PER FLOOR		
	TOTAL MODIFIED 2C AREA LIMIT: 50,400 S.F.	EGRESS DISCHARGE STAIRWAYS	
BUILDING HEIGHT:	2 STORIES, 34' ACTUAL AVERAGE ABOVE GRADE	STAIR C1:	52"
	TYPE 2C ALLOWS: 2 STORIES, 30'	STAIR C2:	52"
	HEIGHT MODIFICATIONS	TOTAL ACTUAL WIDTH:	104"
	AUTOMATIC SPRINKLERS ALLOWS INCREASE OF ONE STORY AND 20'	TOTAL REQUIRED WIDTH: 417X.20=	83.4"
	MODIFIED 2C HEIGHT LIMIT: 3 STORIES, 50'		



LEGEND

- PATH TO EXIT
- EGRESS CAPACITY OF DOOR @ 32" CLEAR
- ROOM OCCUPANCY

PARTITION LEGEND:

- 2-HR RATED PARTITION
- 1-HR RATED PARTITION

GMP DOCUMENTS	1/19/04
no. revisions/submissions	date

Einhorn Yaffee Prescott
 Architecture & Engineering P.C.
 24 School Street
 Boston, MA 02108
 Telephone 617 305 9800
 Fax 617 305 9888
 eypae.com

EYP/

**UNIVERSITY OF SOUTHERN MAINE
 COMMUNITY EDUCATION CENTER - PHASE 2
 PORTLAND, MAINE**

drawing title **C.E.C. SECOND FLOOR
 LIFE SAFETY PLAN**

seal	designed by	project no.
	XX	5001024.00
	drawn by	CAD file no.
	XX	
	checked by	drawing no.
	XX	
	date	
	1/19/2004	
	scale	
	AS NOTED	

C-LS103