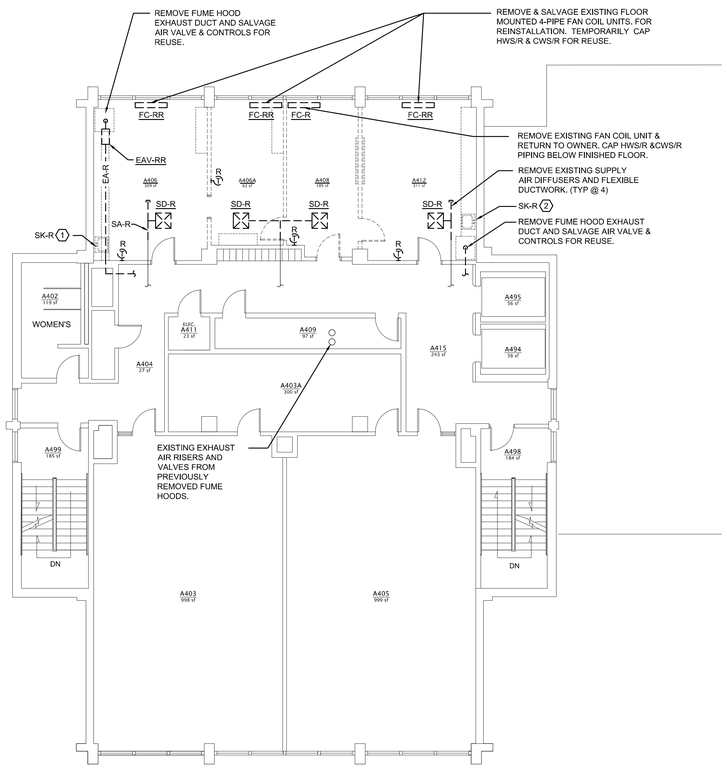

A1	FOURTH FLOOR MECHANICAL REMOVALS PLAN
1/8" = 1'-0"	--

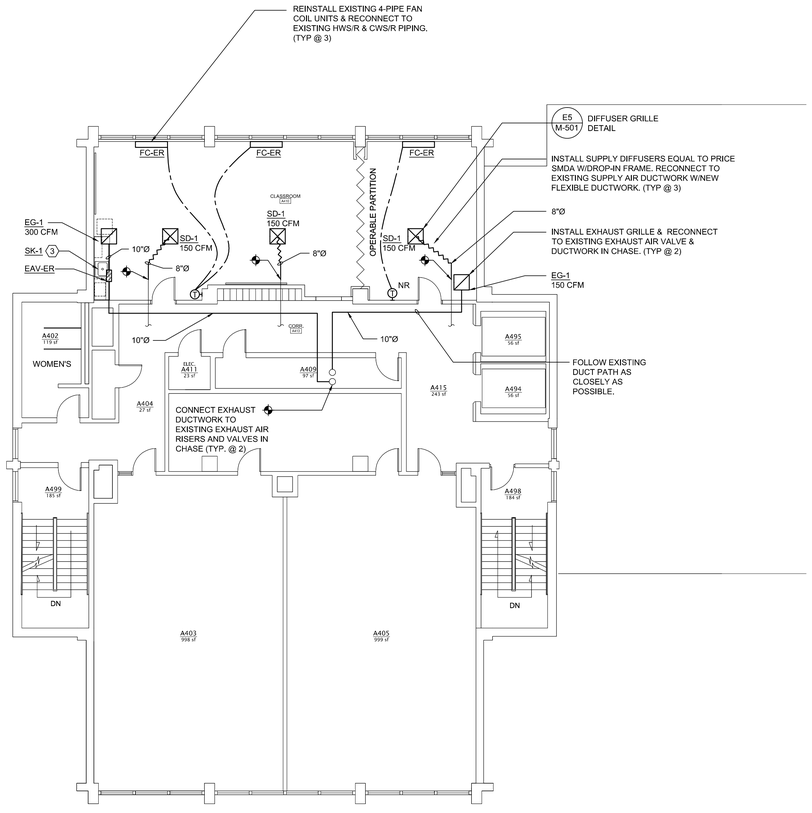

A10	FOURTH FLOOR MECHANICAL PLAN
1/8" = 1'-0"	--

TECHNICAL NOTES:

1. REMOVE EXISTING SINK & FAUCET. TEMPORARILY CAP HW, CW, WASTE & VENT PIPING FOR REUSE.
2. REMOVE EXISTING SINK & FAUCET. CUT BACK PIPING AND CAP BEHIND FINISHED SURFACE.
3. RECONNECT TO EXISTING DOMESTIC HOT WATER, COLD WATER, WASTE & VENT PIPING IN WALL & IN BASE CABINET.

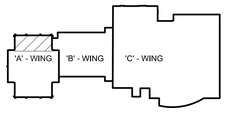

KEY PLAN

REV.	DESCRIPTION	DATE
--	--	--
--	--	--
--	--	--
0	BID DOCUMENTS	02-03-17

PROJECT NORTH

STATE OF MAINE ANDREW J. RUDNICKI LICENSED PROFESSIONAL ENGINEER

02.03.17

WBRC
ARCHITECTS• ENGINEERS
WWW.WBRCAE.COM
BANGOR, MAINE 207-947-4511
PORTLAND, MAINE 207-828-4511
SARASOTA, FLORIDA 941-556-0757

PROJECT: USM SCIENCE BUILDING OFFICE RENOVATIONS
PORTLAND, ME

SHEET TITLE: FOURTH FLOOR MECHANICAL PLANS

WBRC CAD FILE: 4128.10 – M–104
PROJECT No. 4128.10
GRAPHIC SCALE: 0" 1"
SCALE: AS NOTED
PROJECT MANAGER: MEJ
DRAWN BY: SMS
CHECKED BY: AJR
SHEET No. M-104

© COPYRIGHT 2017 WBRC

2/2/2017 8:33 AM T:\02 PROJECTS – MAINE\4101-4200\4128\0 USM SCIENCE BLDG CONSOLIDATION\2 DESIGN\DWGS\BLDG\USM SCIENCE BUILDING\SHEETS\4128.10-M-104 FOURTH FLOOR MECHANICAL PLANS.DWG ANDREW.RUDNICKI