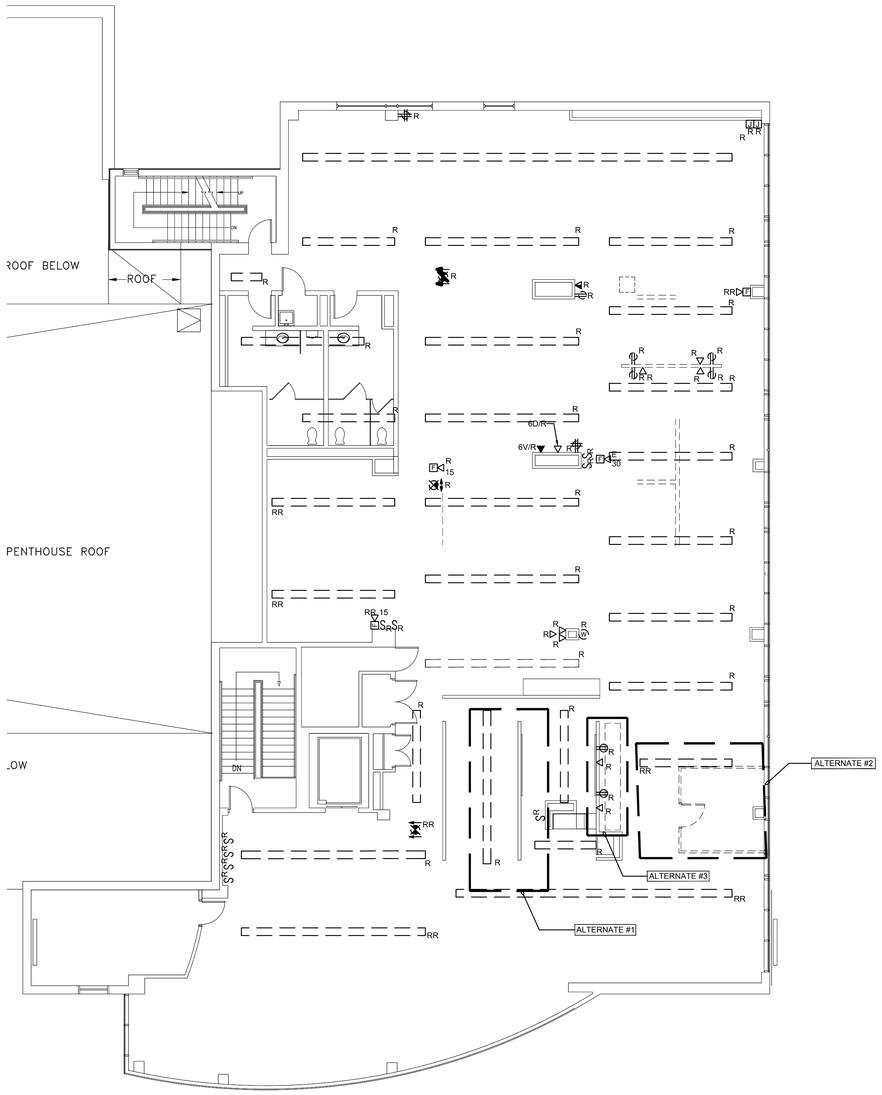

A1	FIFTH FLOOR ELECTRICAL DEMO PLAN
1/8" = 1'-0"	--

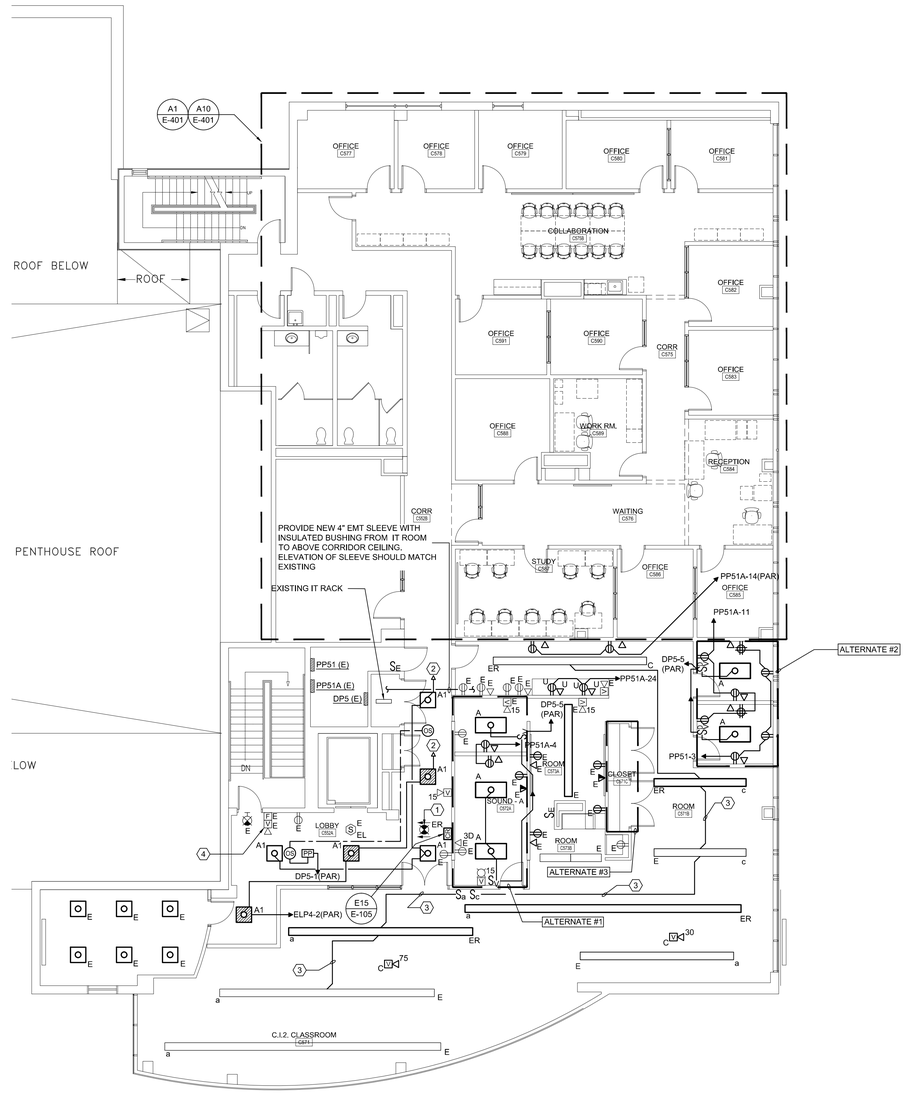

A10	FIFTH FLOOR ELECTRICAL PLAN
1/8" = 1'-0"	--

TECHNICAL NOTES

1. RECONNECT TO EXISTING CIRCUIT.
2. FOR CONTINUATION, REFER TO A10/E-401.
3. CONNECT TO EXISTING LIGHTING CIRCUIT.
4. CANDELA RATING OF SPEAKER STROBE SHALL BE REVISED FROM 110CD TO 15CD

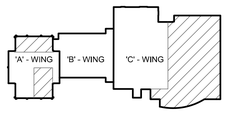

KEY PLAN

REV.	DESCRIPTION	DATE
--	--	--
--	--	--
--	--	--
0	BID DOCUMENTS	02-03-17

PROJECT NORTH

STATE OF MAINE — LURA WADSWORTH — No. 13007 — LICENSED PROFESSIONAL ENGINEER — 02.03.17

WBRC
ARCHITECTS• ENGINEERS
WWW.WBRCAE.COM
BANGOR, MAINE 207-947-4511
PORTLAND, MAINE 207-828-4511
SARASOTA, FLORIDA 941-556-0757

USM SCIENCE BUILDING OFFICE RENOVATIONS

PROJECT: PORTLAND, ME

FIFTH FLOOR ELECTRICAL PLANS

SHEET TITLE:

WBRC CAD FILE: 4128.10 – E-105

PROJECT No. 4128.10

GRAPHIC SCALE: 0" 1"

SCALE: AS NOTED

PROJECT MANAGER: MEJ

DRAWN BY: DVS

CHECKED BY: LJW

SHEET No. E-105

© COPYRIGHT 2017 WBRC

2/1/2017 7:49 AM T:\02 PROJECTS – MAINE\4101-4200\4128\10 USM SCIENCE BLDG CONSOLIDATION\2 DESIGN\DWGS\BLDG\USM SCIENCE BUILDING\SHEETS\E-105 FIFTH FLOOR ELECTRICAL PLANS.DWG DREW VANSTENBERGHE