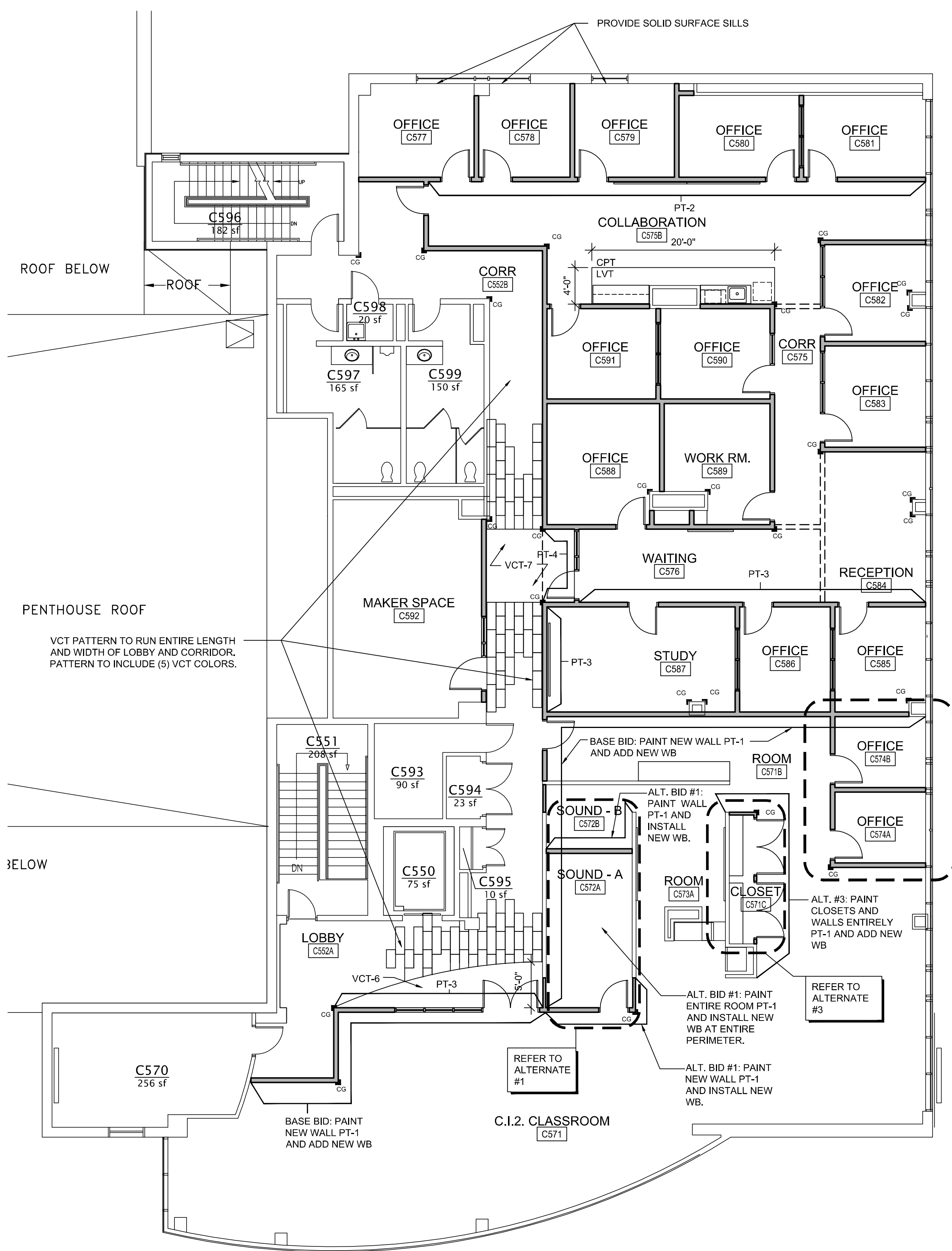


**FINISH PLAN NOTES:**

- REFER TO ARCHITECTURAL ABBREVIATIONS ON SHEET G1002 FOR ALL ABBREVIATIONS SHOWN.
- ABBREVIATIONS ON AF SHEETS INCLUDE:  
 APC: ACOUSTIC PANEL CEILING  
 CG: CORNER GUARD  
 CPT: CARPET  
 LVT: LUXURY VINYL TILE  
 MB: MARKERBOARD  
 PLAM: PLASTIC LAMINATE  
 PT: PAINT  
 VCT: VINYL COMPOSITION TILE  
 SS: SOLID SURFACE  
 WD: WOOD  
 WB: RESILIENT WALL BASE
- REFER TO FINISH SCHEDULES ON SHEET AF601 FOR MORE INFORMATION.
- REFER TO SPECIFICATION FOR PRODUCT INFORMATION.
- REFER TO REFLECTED CEILING PLANS ON SHEETS AE106-AE108 FOR MORE INFORMATION.
- REFER TO INTERIOR ELEVATIONS ON SHEET AE201.
- WALL, FLOOR, AND BASE FINISH TRANSITIONS ARE TO OCCUR ON INSIDE CORNERS U.N.O. VERIFY QUESTIONABLE FIELD CONDITIONS WITH ARCHITECT. REFER TO AF501 FOR TRANSITION DETAILS.
- INSTALL NEW TRANSITION STRIPS WHERE NEW FLOORING MATERIAL ABUTS CONCRETE OR EXISTING CERAMIC TILE FLOORING MATERIAL.
- NEW FLOORING MATERIALS TO BE FROM SINGLE MANUFACTURER, WITH PRODUCTS OF SIMILAR THICKNESS AND ABILITY TO TRANSITION FROM ONE TO THE OTHER WITHOUT TRANSITION STRIPS.
- CONTRACTOR TO VERIFY LOCATION AND STYLE OF FLOORING TRANSITION STRIPS BEFORE INSTALLATION. CENTERLINE OF FLOORING TRANSITIONS BETWEEN ROOMS TO OCCUR AT CENTERLINE OF DOOR PANEL, U.N.O.



**FINISH PLAN LEGEND:**

- SHADED GRAPHIC APPLIES TO ROOMS W/ PATTERN ONLY. SEE FINISH SCHEDULE FOR FINISH IN ROOMS WITHOUT SHADING.

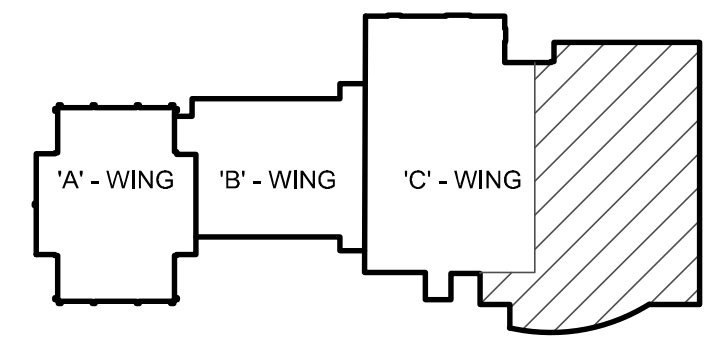
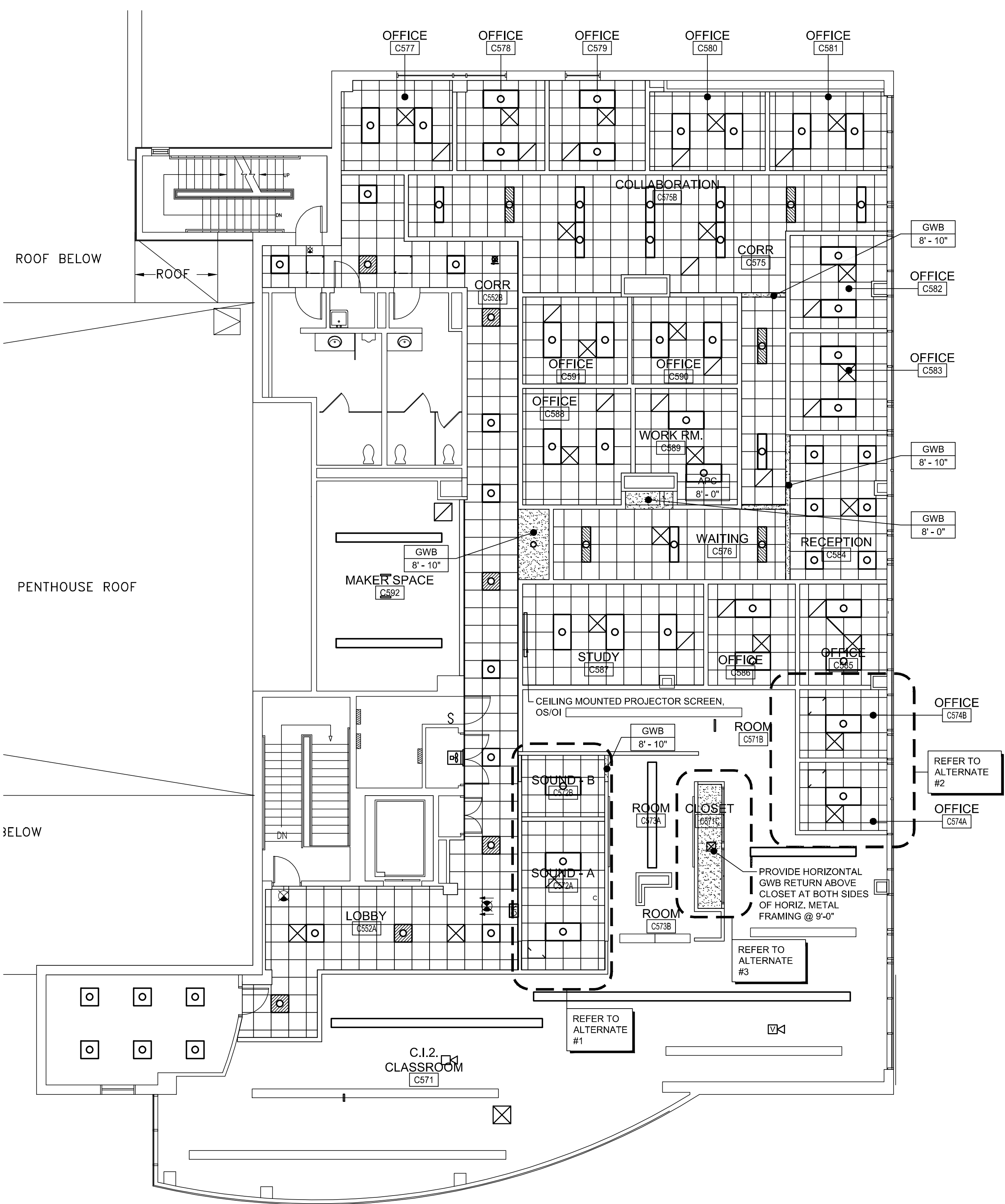
SHEET OR ROLL PATTERN DESIGNATION. SEE NOTE 1  
 TILE PATTERN DESIGNATION. SEE NOTE 1  
 EXIST. FLOOR TO REMAIN

**GENERAL CEILING PLAN NOTES**


- REFER TO SHEET G1002 FOR ALL ABBREVIATIONS.
- ALL HEIGHTS GIVEN ARE FROM FINISHED FLOOR OF BUILDING.
- CONTRACTOR TO VERIFY LOCATION OF MAIN CEILING TEE'S BEFORE PROCEEDING WITH FIXTURE INSTALLATION NOTIFY ARCHITECT OF INTERFERENCES.
- NOTIFY ARCHITECT OF ANY DISCREPANCIES BETWEEN ARCHITECTURAL REFLECTED CEILING PLANS AND ELECTRICAL LIGHTING PLANS PRIOR TO CONSTRUCTION.
- REFER TO ELECTRICAL PLANS FOR LOCATION OF STROBES AND EXIT SIGNS.
- ALL CEILING GRILLES, TRIM EDGES, AND SLOT DIFFUSERS TO MATCH ADJACENT CEILING COLOR.
- ALL SPRINKLER HEADS TO OCCUR AT CENTER OF TILE. AT 3rd AND 4th FLOOR, SPRINKLER HEADS TO REMAIN IN PLACE EXCEPT AS REQUIRED TO MOVE TO AT LEAST 4" FROM NEW CEILING GRID.
- LAYOUT TILES AS SHOWN IN REFLECTED CEILING PLAN. ALL CEILINGS TO MATCH EXISTING REMOVED CEILING ELEVATION OR 9'-0" A.F.F. UNLESS NOTED OTHERWISE. SEE ELECTRICAL, MECHANICAL, AND PLUMBING SHEETS FOR ADDITIONAL INFORMATION.
- ALL RECESSED LIGHT FIXTURES IN ACOUSTIC PANEL CEILING GRID TO BE CENTERED IN TILE UNLESS NOTED OTHERWISE

**CEILING LEGEND.**

ELECTRICAL SYMBOLS INDICATING LIGHTING LOCATIONS. REFER TO EL SHEETS FOR SIZE / TYPE OF LIGHTING FIXTURES.  
 MECHANICAL SYMBOLS INDICATING SUPPLY DIFFUSER OR EXHAUST/RETURN GRILLE LOCATIONS. REFER TO MH SHEETS FOR SIZE / TYPE OF DIFFUSER / GRILLE.  
 2'-0"x2'-0" ACOUSTICAL PANEL CEILING & METAL SUSPENSION GRID.  
 NEW 5/8" GYPSUM WALL BOARD CEILING OR SOFFIT.



REV.	DESCRIPTION	DATE
0	BID DOCUMENTS	02-03-17



**WBRC**  
 ARCHITECTS • ENGINEERS  
 WWW.WBRC.AE.COM  
 BANGOR, MAINE 04401-4511  
 PORTLAND, MAINE 201-232-4511  
 SAUGATEA, FLORIDA 941-550-0575

USM SCIENCE BUILDING OFFICE RENOVATIONS

PROJECT: PORTLAND, ME  
 FIFTH FLOOR REFLECTED CEILING PLAN AND FINISH PLAN

SHEET TITLE: FIFTH FLOOR REFLECTED CEILING PLAN AND FINISH PLAN  
 WBRC CAD FILE: 4128.10 - AE108  
 PROJECT No. 4128.10 GRAPHIC SCALE: 0"  
 SCALE: AS NOTED  
 PROJECT MANAGER: MEJ  
 DRAWN BY: JLR/RAD  
 CHECKED BY: MEJ  
 SHEET No. AE108

A1 FIFTH FLOOR FINISH PLAN  
 1/8" = 1'-0"

A10 FIFTH FLOOR REFLECTED CEILING PLAN  
 1/8" = 1'-0"

2/2/2017 11:04 AM T:\02 PROJECTS - MAINE\101-4200\4128.10-4E108 FIFTH FLOOR REFLECTED CEILING PLAN AND FINISH PLAN.DWG BJB/BJB