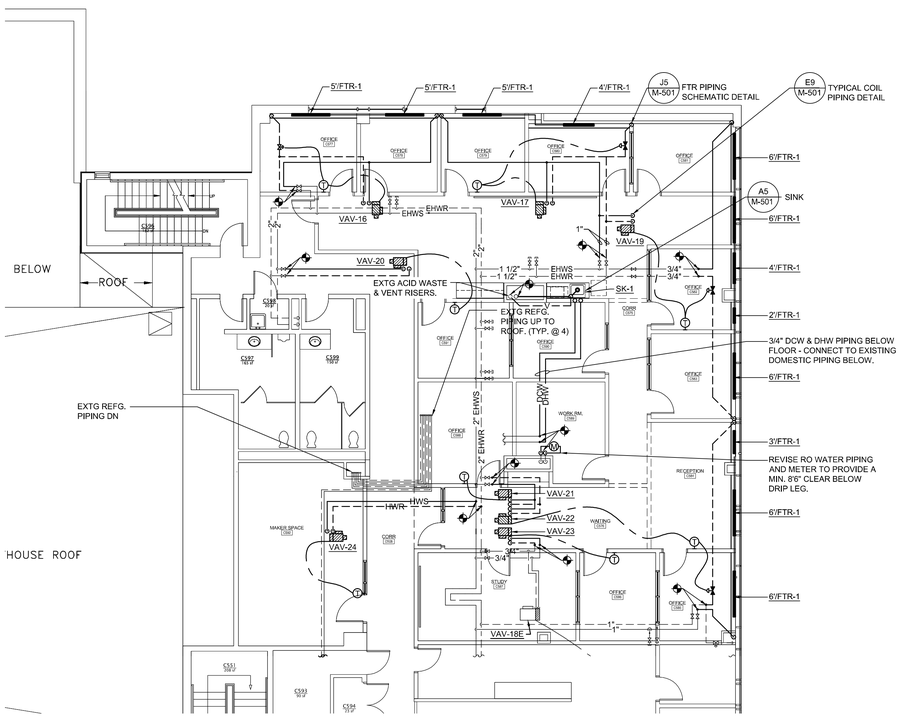

A1	FIFTH FLOOR MECHANICAL PIPING PART PLAN
1/8" = 1'-0"	--

NOTE: INSULATE ALL EXISTING SUPPLY AIR DUCTWORK WHICH BECOMES CONCEALED ABOVE CEILINGS WITH 1-1/2" THICK MINERAL FIBER INSULATION WITH FSK JACKET.

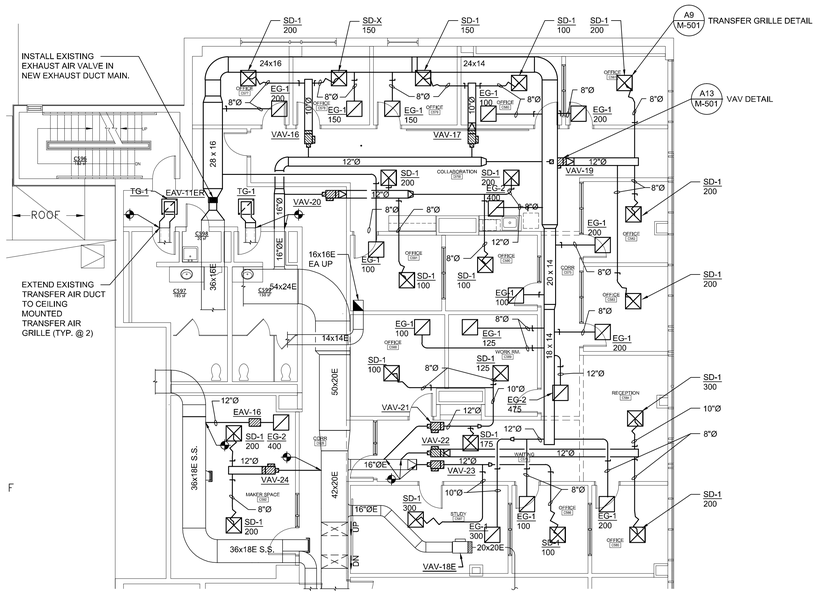

A10	FIFTH FLOOR MECHANICAL DUCTWORK PART PLAN
1/8" = 1'-0"	--

GENERAL NOTES:

1. BRANCH VAV INLET DUCTWORK SHALL BE EQUAL TO VAV BOX INLET SIZE UNLESS NOTED OTHERWISE.
2. ALL HOTWATER SUPPLY & RETURN TO TERMINAL UNITS SHALL BE 3/4" UNLESS NOTED OTHERWISE.

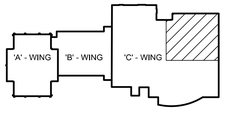

KEY PLAN

REV.	DESCRIPTION	DATE
--	--	--
--	--	--
--	--	--
0	BID DOCUMENTS	01-13-17

PROJECT NORTH

STATE OF MAINE ANDREW J. RUDNICKI 6509 LICENSED PROFESSIONAL ENGINEER

01.13.17

FOR CONSTRUCTION

WBRC ARCHITECTS• ENGINEERS
WWW.WBRCAE.COM
BANGOR, MAINE 207-947-4511
PORTLAND, MAINE 207-828-4511
SARASOTA, FLORIDA 941-556-0757

USM SCIENCE BUILDING OFFICE RENOVATIONS

PROJECT: PORTLAND, ME

MECHANICAL PART PLANS

SHEET TITLE:

WBRC CAD FILE: 4128.10 – M-401

PROJECT No. 4128.10

GRAPHIC SCALE: 0" 1"

SCALE: AS NOTED

PROJECT MANAGER: MEJ

DRAWN BY: AJR

CHECKED BY: AJR

SHEET No. M-401

© COPYRIGHT 2016 WBRC

1/12/2017 2:46 PM T:\02 PROJECTS – MAINE\4101-4200\4128.10 USM SCIENCE BLDG CONSOLIDATION\2 DESIGN\DWGS\BLDG\USM SCIENCE BUILDING\SHEETS\4128.10-M-401 MECHANICAL PART PLANS.DWG ANDREW RUDNICKI