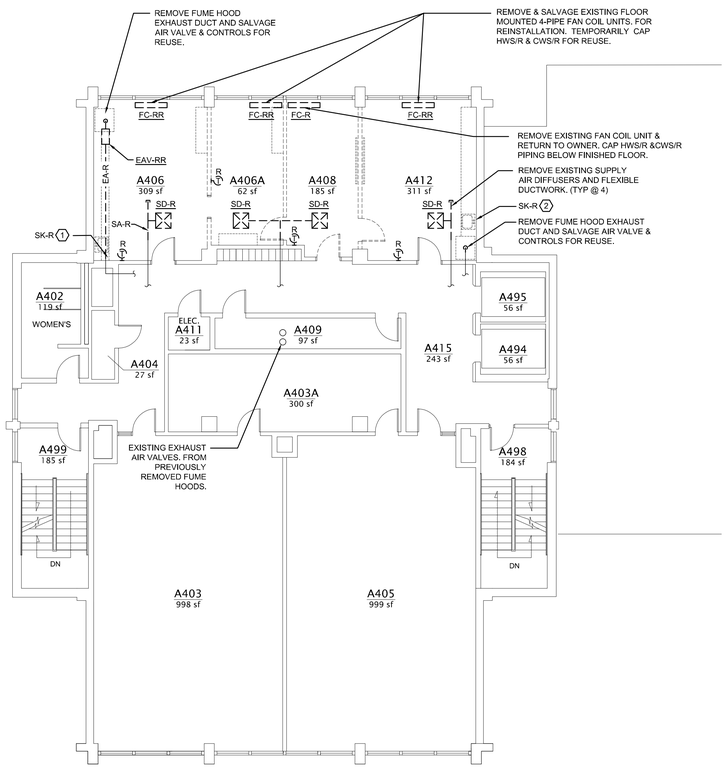

A1	FOURTH FLOOR MECHANICAL REMOVALS PLAN
1/8" = 1'-0"	--

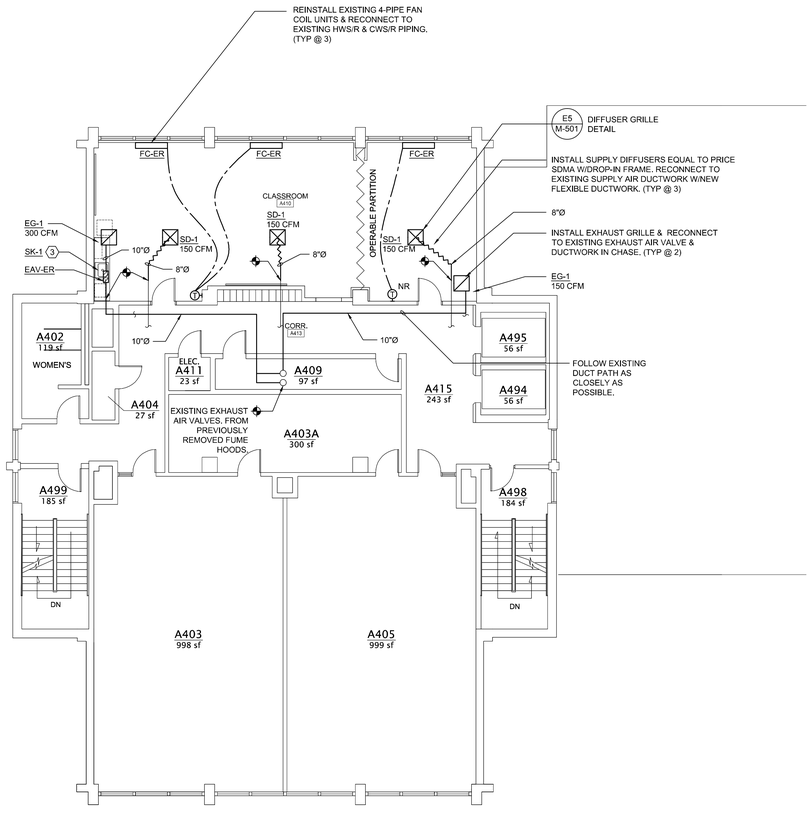

A10	FOURTH FLOOR MECHANICAL PLAN
1/8" = 1'-0"	--

TECHNICAL NOTES:

1. REMOVE EXISTING SINK & FAUCET. TEMPORARILY CAP HW, CW, WASTE & VENT PIPING FOR REUSE.
2. REMOVE EXISTING SINK & FAUCET. CUT BACK PIPING AND CAP BEHIND FINISHED SURFACE.
3. RECONNECT TO EXISTING DOMESTIC HOT WATER, COLD WATER, WASTE & VENT PIPING IN WALL & IN BASE CABINET.

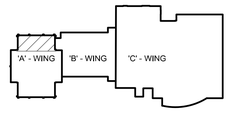

KEY PLAN

REV.	DESCRIPTION	DATE
--	--	--
--	--	--
--	--	--
0	BID DOCUMENTS	01-13-17

PROJECT NORTH

STATE OF MAINE ANDREW J. RUDNICKI LICENSED PROFESSIONAL ENGINEER

01-13-17

FOR CONSTRUCTION

WBRC
ARCHITECTS• ENGINEERS
WWW.WBRCAE.COM
BANGOR, MAINE 207-947-4511
PORTLAND, MAINE 207-828-4511
SARASOTA, FLORIDA 941-556-0757

USM SCIENCE BUILDING OFFICE RENOVATIONS

PROJECT: PORTLAND, ME

FOURTH FLOOR MECHANICAL PLANS

SHEET TITLE:

WBRC CAD FILE: 4128.10 – M–104

PROJECT No. 4128.10

GRAPHIC SCALE: 0" 1"

SCALE: AS NOTED

PROJECT MANAGER: MEJ

DRAWN BY: SMS

CHECKED BY: AJR

SHEET No. M-104

© COPYRIGHT 2016 WBRC

1/12/2017 2:45 PM T:\02 PROJECTS – MAINE\4101-4200\4128\0 USM SCIENCE BLDG CONSOLIDATION\2 DESIGN\DWGS\BLDG\USM SCIENCE BUILDING\SHEETS\4128.10-M-104 FOURTH FLOOR MECHANICAL PLANS.DWG ANDREW RUDNICKI