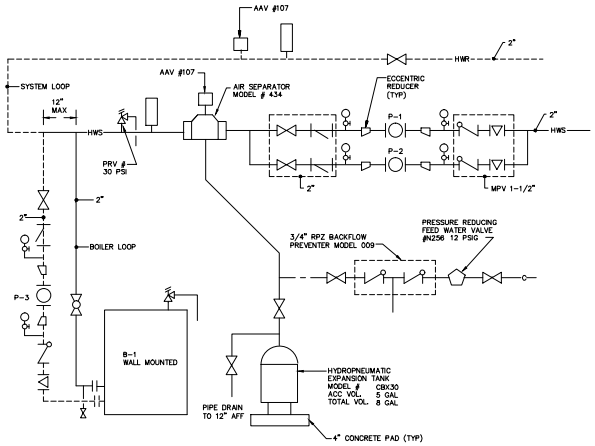

BOILER/HEATING SYSTEM PIPING DIAGRAM

NTS

NOTES:
1. CONTRACTOR TO VERIFY BOILER PIPING CONFIGURATION WITH MANUFACTURER PRIOR TO CONSTRUCTION.

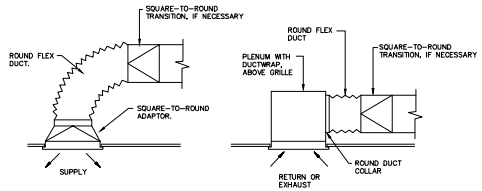

GRILLE & DIFFUSER DETAIL

NTS

NOTES:
1. FLEX DUCT LENGTH 3 TO 5 FEET.
2. TYPICAL FOR SUPPLY, RETURN AND EXHAUST.
3. PROVIDE SQUARE-TO-ROUND ADAPTORS AS SHOWN.
4. SEE FLOOR PLAN FOR SIZES.

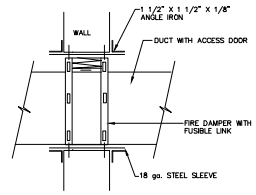

FIRE DAMPER DETAIL

NTS

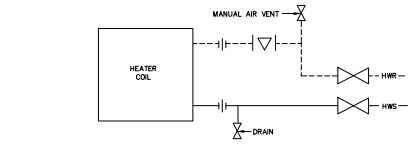

CUH COIL DETAIL

NTS

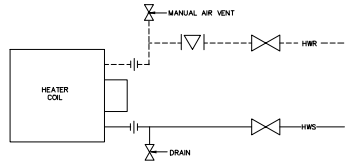

UH COIL DETAIL

NTS

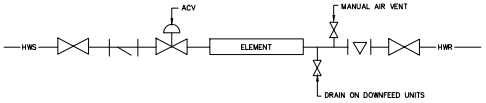

RADIATION PIPING DETAIL

NTS

NOTES:
1. PROVIDE ECCENTRIC REDUCERS, DIELECTRIC FITTINGS AND UNIONS AT THE ELEMENT AS REQUIRED DUE TO PIPE MATERIAL AND SIZE DIFFERENCES.
2. WHERE ACV DOES NOT FIT WITHIN ENCLOSURE, INSTALL IN CEILING VOID.
3. REFER TO DUCT PLAN FOR ZONING OF RADIATION OPERATING IN CONJUNCTION WITH SSD UNITS.

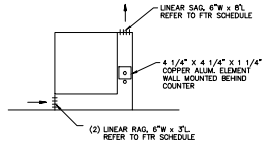

TELLER WINDOW FTR ENCLOSURE DETAIL

NTS

HVAC LEGEND

HWS	HOT WATER SUPPLY
HWR	HOT WATER RETURN
S	STEAM SUPPLY
CR	STEAM CONDENSATE RETURN
CWS	CHILLED WATER SUPPLY
CWR	CHILLED WATER RETURN
HG	HOT GAS LINE
L	LIQUID LINE
SL	SUCTION LINE
G	GAS LINE
	PIPE RISER
	PIPE DROP
	ECCENTRIC REDUCER
	PIPE ANCHOR
	UNION
	GATE VALVE
	CHECK VALVE
	IN – LINE PUMP
	STRAINER
T	THERMOMETER/THERMOWELL
P	PRESSURE GAUGE WITH SHUT-OFF COCK
	BALANCING AND SHUT-OFF VALVE
S	PRESSURE RELIEF VALVE
	FUSIBLE LINK VALVE
FF	FUEL OIL FILTER
	FLEXIBLE CONNECTOR (FC)
AAV	AUTOMATIC AIR VENT
	SUPPLY DUCT
	EXHAUST OR RETURN DUCT
FD	FIRE DAMPER
	VOLUME DAMPER
M	MOTOR OPERATED DAMPER (MOD)
	TURNING VANE (TV)
ALD	ACOUSTICALLY LINED DUCTWORK
F	FIRE SUPPRESSION PULL STATION
EX	EXISTING EQUIPMENT
	EXISTING EQUIPMENT TO BE REMOVED
	TIE INTO EXISTING SYSTEM
AFF	ABOVE FINISHED FLOOR
NTS	NOT TO SCALE
ACV	AUTOMATIC CONTROL VALVE
T	THERMOSTAT/TEMPERATURE SENSOR
H	HUMIDISTAT
S	WALL SWITCH
S_T	TIMER
PNL	CONTROL PANEL
NIC	NOT IN CONTRACT
	BACKDRAFT DAMPER
P	AUTOMATIC CONTROL VALVE

Hewett & Whitney
ENGINEERS DESIGNERS
ELECTRICAL & MECHANICAL SYSTEMS
161 MAIN STREET WINTHROP, MAINE
Tel 207-377-6969 Fax 207-377-7584

PLOT DATE: Jul 21, 2015

NO.	DATE	DESCRIPTION

ISSUE FOR CONSTRUCTION
07.22.15

TAC Architectural Group Inc.

STATE OF MAINE
KENNETH W. WHITNEY
8213
LICENSED PROFESSIONAL ENGINEER
07-22-15

BSB - MARGINAL WAY

PORTLAND, MAINE

PROJECT NO: 1502
CAD DWG FILE: HVAC-SchedulesDetails.dwg
DRAWN BY: GRL, KWW
CHK'D BY: KWW
COPYRIGHT: 2015

SHEET TITLE

HVAC DETAILS

H202

S:\Jobs\1500's\JACAD\HVAC-SchedulesDetails.dwg