



**Administrative Authorization Application**  
 Portland, Maine  
 Planning and Urban Development Department, Planning Division

2011-167

PROJECT NAME: 43 BAXTER

PROJECT ADDRESS: 43 BAXTER Boulevard CHART/BLOCK/LOT: 112-F-022

APPLICATION FEE: \_\_\_\_\_ (\$50.00)

PROJECT DESCRIPTION: (Please Attach Sketch/Plan of the Proposal/Development)

ADDING PARKING LOT LIGHTS

**CONTACT INFORMATION:**

OWNER/APPLICANT

Name: WRIGHT-RYAN CONSTRUCTION  
 Address: 10 DANFORTH ST.  
PORTLAND, ME 04101  
 Work #: 207-773-3625  
 Cell #: 756-2520 PETER HARRIS  
 Fax #: 207-773-5173  
 Home #: \_\_\_\_\_  
 E-mail: phaber@wright-ryan.com

CONSULTANT/AGENT

Name: WLS LIGHTING SYSTEMS  
 Address: PO Box 100519  
FORT WORTH, TX 76185  
 Work #: 1-800-633-8711  
 Cell #: \_\_\_\_\_  
 Fax #: 817-735-4824  
 Home #: \_\_\_\_\_  
 E-mail: wls@wlsLighting.com

**Criteria for an Administrative Authorizations:**  
 (see section 14-523(4) on pg .2 of this appl.)

**Applicant's Assessment Planning Division**  
 Y(yes), N(no), N/A

	Applicant's Assessment Y(yes), N(no), N/A	Planning Division Y(yes), N(no), N/A
a) Is the proposal within existing structures?	<u>N</u>	<u>N/A</u>
b) Are there any new buildings, additions, or demolitions?	<u>N</u>	<u>N</u>
c) Is the footprint increase less than 500 sq. ft.?	<u>N</u>	<u>N/A</u>
d) Are there any new curb cuts, driveways or parking areas?	<u>N</u>	<u>N</u>
e) Are the curbs and sidewalks in sound condition?	<u>Y</u>	<u>Y</u>
f) Do the curbs and sidewalks comply with ADA?	<u>Y</u>	<u>Y</u>
g) Is there any additional parking?	<u>N</u>	<u>N</u>
h) Is there an increase in traffic?	<u>N</u>	<u>N</u>
i) Are there any known stormwater problems?	<u>N</u>	<u>N</u>
j) Does sufficient property screening exist?	<u>Y</u>	<u>Y</u>
k) Are there adequate utilities?	<u>Y</u>	<u>Y</u>
l) Are there any zoning violations?	<u>N</u>	<u>N</u>
m) Is an emergency generator located to minimize noise?	<u>N/A</u>	<u>N/A</u>
n) Are there any noise, vibration, glare, fumes or other impacts?	<u>N</u>	<u>N</u>

Signature of Applicant: <u>P. Harris</u>	Date: <u>1/18/11</u>
--	----------------------


The request for administrative authorization to add exterior lighting to the parking area at 43 Baxter Boulevard is granted with the following two conditions of approval:

1) Per Section 12.2.6 of Portland's Technical Standards

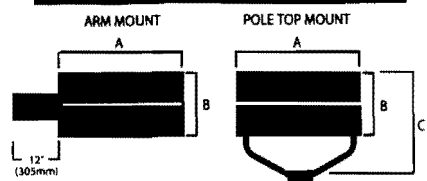
Lighting in parking lots with 20 or more spaces shall be reduced to 50% of permitted levels from one hour after the business closing to one hour before business opening. If lighting levels are already below 50% of permitted levels, no curfew adjustment is required. Motion sensor activated lighting shall be permitted during closed hours to activate additional lighting above the 50% permitted for purposes of public safety.

2) The applicant shall obtain all required City Permits, including building permits from the Inspection Division (Room 315, City Hall (874-8703) prior to the start of any construction.

# WLS LIGHTING SYSTEMS



## DIMENSIONS



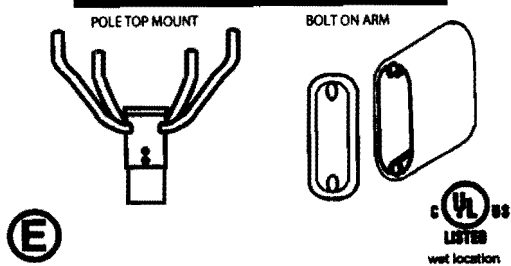
	A	B	C
FVM Arm Mount	21-5/8" (549mm)	12-3/4" (324mm)	—
FVMPT Pole Top	21-5/8" (549mm)	12-3/4" (324mm)	21-15/16" (557mm)
FVR Arm Mount	21-5/8" (549mm)	16-1/8" (410mm)	—
FVRPT Pole Top	21-5/8" (549mm)	16-1/8" (410mm)	25" (635mm)

## LUMINAIRE EPA CHART

FV SERIES Flat Lens	FVM SERIES 12" Bracket	FVR SERIES 12" Bracket
Single	3.2	3.8
D180°	6.3	7.6
D90°	5.7	7.6
T90°	8.8	11.4
TN120°	9.0	11.4
Q90°	11.3	15.2
Pole Top	3.2	4.0

Note: House Side Shield adds to fixture EPA. Consult factory.

## MOUNTING BRACKETS



# FV VERTICAL LAMP / FLAT GLASS LENS SERIES

## SPECIFICATIONS

**HOUSING** - The FV Series formed aluminum housing is finished to produce a clean, sharp appearance and ensures weather-tight construction. Available in 2 sizes: Medium (reduced envelope 400 Watt Lamp) and Reduced (reduced envelope 1000 Watt Lamp).

**LENS/GASKET** - A flat tempered glass lens is sealed to the housing with an EPDM gasket, preventing entry of moisture, dust and insects. Combined with the vertical burn feature, the flat glass lens provides high performance lighting.

**TOP ACCESS** - Is secured by four captive stainless steel fasteners and provides ease of installation and servicing.

**FINISHES** - Each fixture is finished with a baked-on polyester powder finishing process to give the fixture an exceptionally attractive appearance. Standard finish colors include bronze, buff, black, platinum, white green. The polyester finish withstands extreme weather changes without cracking or peeling. Consult factory for available custom colors and pinstripe decal options.

**REFLECTORS/DISTRIBUTION PATTERNS** - The FV Series fixture is available in five reflector systems and distribution patterns, all with vertical burn lamps: Type II (2), Type III (3), Type V (5), Perimeter Forward Throw (FP) and Super Reflector (SR) for a minimum mounting height of 30 feet. Reflectors are field-rotatable, enabling generous flexibility in distribution patterns without fixture movement.

**LIGHT SOURCES** - Designed to operate with Pulse-Start Metal Halide, Full Spectrum, Super Metal Halide, Metal Halide, Metal Halide Reduce Envelope or High Pressure Sodium.

**SOCKETS** - Porcelain mogul-base sockets with spring-reinforced contacts.

**BALLAST** - Pulse Start Metal Halide, Metal Halide, Super Metal Halide, and High Pressure Sodium feature a high-power factor CWA ballast, and are designed for -20° F operation.

**BRACKETS - Arm Mount:** 5 1/2" x 2 1/2" x 12" length shipped standard. (An 8" bracket is available for single or D180 configurations, but must be ordered separately from Options column of the ordering chart.) A Round Pole Plate (RPP) is required for mounting to 3" - 5" round poles. (See Options in Luminaire Ordering Information.)

**Pole Top:** Cast aluminum mounting hub conceals the wiring compartment and mounting hardware (consisting of four 11/16" O.D. aluminum rods for medium fixtures and 7/8" O.D. aluminum rods for large fixtures, and high-strength grade-five steel bolt with nylon insert and split lock washer for double locking.)

**DECAL STRIPING** - WLS offers optional color-coordinated decals in 9 standard colors to accent the fixture. Decal is guaranteed for five years against peeling, cracking, or fading.

Approved By: \_\_\_\_\_ Project Name: \_\_\_\_\_

Location: \_\_\_\_\_ Date: \_\_\_\_\_

P.O. Box 100519 • Fort Worth, TX 76185 • 800.633.8711 • Fax: 817.735.4824 • www.wslighting.com

**WLS LIGHTING SYSTEMS**

Consider the Impact!

Specifications subject to change without notice.

01 Rev. 2/09

# FV VERTICAL LAMP / FLAT GLASS LENS SERIES

**ORDERING INFORMATION** SELECT APPROPRIATE CHOICE FROM EACH COLUMN TO FORMULATE ORDER CODE. Refer to example below.

LUMINAIRE	DISTRIBUTION	LAMP WATTAGE	LIGHT SOURCE	LENS	LINE VOLTAGE	LUMINAIRE FINISH	OPTIONS
FVM	2 - Type II 3 - Type III FP - Perimeter Forward Throw 5 - Type V	250W	PSMH - Pulse-Start Metal Halide HPS - High Pressure Sodium	FG - Flat Glass	480V MT - Multi Tap <sup>3</sup> TT - Tri Tap <sup>2</sup>	BRZ - Bronze BLK - Black PLT - Platinum BUF - Buff WHT - White GRN - Green CC - Custom Color	LL - Less Lamp GS - Glare Shield BBK - 8" Bracket RPP - Round Pole Plate BKT-WM - Wall Mount Plate PT - Pole Top SF - Single Fusing DF - Double Fusing AS - Accent Striping PC - Photo Cell NO - No Options
		320W 350W (PSMH only) 400W					
FVR	2 - Type II 3 - Type III FP - Perimeter Forward Throw 5 - Type V AF - Automotive Forward Throw AI - Automotive Interior SR - Super Reflector	400W	MHR - Metal Halide Reduced Envelope 1000 Watt* PSMH - Pulse-Start Metal Halide HPS - High Pressure Sodium <sup>1</sup>	FG - Flat Glass	480V MT - Multi Tap <sup>3</sup> TT - Tri Tap <sup>2</sup>	BRZ - Bronze BLK - Black PLT - Platinum BUF - Buff WHT - White GRN - Green CC - Custom Color	LL - Less Lamp GS - Glare Shield BBK - 8" Bracket RPP - Round Pole Plate BKT-WM - Wall Mount Plate PT - Pole Top SF - Single Fusing DF - Double Fusing AS - Accent Striping PC - Photo Cell NO - No Options
		575W (PSMH only) 750W (PSMH only) 875W (PSMH only) 1000W (not available in HPS)					
		775W	FS - Full Spectrum				

FV 5 1000 MH FG MT BRZ NO  
(EXAMPLE ORDER)

**ORDER:**  
WLS

**FOOTNOTES:**

- When ordering pole top fixtures for tenon mounting, a pole top adaptor must be ordered.
- Tri-Tap not available in 1000 Watt PSMH. Voltage must be specified - 120V, 277V or 347V.
- For international voltages, consult factory.
- MT - Multi Tap is shipped standard unless otherwise specified. Multi Tap consists of 120V, 208V, 240V, and 277V. Multi Tap is pre-wired for highest voltage. Alternate voltages will require field re-wiring.
- Tri-Tap is shipped standard for Canadian applications. Tri-Tap consists of 120V, 277V, and 347V. Tri-Tap is pre-wired for highest voltage. Alternate voltages will require field re-wiring.
- An 8" bracket can only be ordered with single and D180° configurations.
- On FVR/FVRPT photoelectric control can only be used with 400 Watt PSMH.

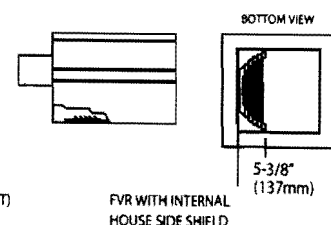
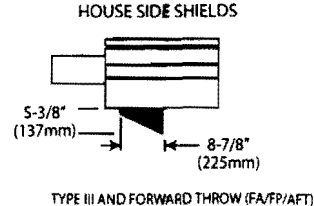
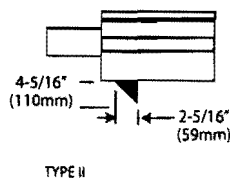
\* In accordance with the 2007 Energy Independence and Security Act (EISA), fixtures will no longer be available in Probe Start Metal Halide with wattages from 150 watts through 500 watts for new installations. Replacement parts for existing fixtures are still available.

**Color Decals**

45 - Light Gold Metallic	55 - Black
20 - Charcoal Metallic	50 - White
94 - Blue Metallic	51 - Dark Red
59 - Dark Green	700 - Aztec Silver Metallic
21 - Tomato Red	

**ACCESSORY ORDERING INFORMATION (Accessories are field installed)**

- Description
- FVR/FVM 2 HSS - House Side Shield
  - FVRPT/FVMPT 2 HSS - House Side Shield
  - FVR/FVM 3 HSS - House Side Shield
  - FVRPT/FVMPT 3 HSS - House Side Shield
  - FVR/FVM FP HSS - House Side Shield
  - FVRPT/FVMPT FP HSS - House Side Shield
  - FVR/FVRPT FA/AFT HSS - House Side Shield



Approved By: \_\_\_\_\_ Project Name: \_\_\_\_\_

Location: \_\_\_\_\_ Date: \_\_\_\_\_

**WLS LIGHTING SYSTEMS**

P.O. Box 100519 • Fort Worth, TX 76185 • 800.633.8711 • Fax: 817.735.4824 • www.wslighting.com

Consider the Impact!

**REVISIONS**

REV #	DATE	BY:



**Calculation Summary**

Label	Avg	Max	Min	Avg/Min	Max/Min	PtSpclr	PtSpCb
OVERALL SUMMARY	1.37	4.0	0.2	6.85	20.00	10	10

**Luminaire Schedule**

WLS8039 MERCY HOSPITAL PORTLAND, ME PM: DEAN PLEASE CALL US FOR PRICING AT 1-800-633-8711

Symbol	Qty	Label	Lumens	LLP	Description
A	1	A	23500	0.800	WLS-FVM-5-250-PSMH-FG 20' MOUNTING HEIGHT
D	3	D	23500	0.800	WLS-FVM-FP-250-PSMH-FG 20' MOUNTING HEIGHT
E	4	E	14000	0.800	WLS-FVS-3-150-PSMH-FG 20' MOUNTING HEIGHT

BASED ON THE INFORMATION PROVIDED, ALL DIMENSIONS AND LUMINAIRE LOCATIONS SHOWN REPRESENT RECOMMENDED POSITIONS. THE ENGINEER AND/OR ARCHITECT MUST DETERMINE APPLICABILITY OF THE LAYOUT TO EXISTING OR FUTURE FIELD CONDITIONS.  
 THIS LIGHTING PATTERN REPRESENTS ILLUMINATION LEVELS CALCULATED FROM LABORATORY DATA TAKEN UNDER CONTROLLED CONDITIONS UTILIZING CURRENT INDUSTRY STANDARD LAMP RATINGS IN ACCORDANCE WITH ILLUMINATING ENGINEERING SOCIETY APPROVED METHODS. ACTUAL PERFORMANCE OF ANY MANUFACTURER'S LUMINAIRE MAY VARY DUE TO VARIATION IN ELECTRICAL VOLTAGE, TOLERANCE IN LAMPS AND OTHER VARIABLE FIELD CONDITIONS.

PO BOX 100519  
 FORT WORTH, TX 76185  
 WWW.WLSLIGHTING.COM

**WLS LIGHTING SYSTEMS**  
 Consider the Impact!

**MERCY HOSPITAL  
 PORTLAND, ME**