

DESCRIPTION

The Galleon™ LED luminaire delivers exceptional performance in a highly scalable, low-profile design. Patented, high-efficiency AccuLED Optics™ system provides uniform and energy conscious illumination to walkways, parking lots, roadways, building areas and security lighting applications. IP66 rated and UL/cUL Listed for wet locations.

Catalog #		Type
Project		
Comments		Date
Prepared by		

SPECIFICATION FEATURES

Construction

Extruded aluminum driver enclosure thermally isolated from Light Squares for optimal thermal performance. Heavy-wall, die-cast aluminum end caps enclose housing and die-cast aluminum heat sinks. A unique, patent pending interlocking housing and heat sink provides scalability with superior structural rigidity. 3G vibration tested. Optional tool-less hardware available for ease of entry into electrical chamber. Housing is IP66 rated.

Optics

Patented, high-efficiency injection-molded AccuLED Optics technology. Optics are precisely designed to shape the distribution maximizing efficiency and application spacing. AccuLED Optics create consistent distributions with the scalability to meet customized application requirements. Offered standard in 4000K (+/- 275K) CCT 70 CRI. Optional 6000K CCT and 3000K CCT.

Electrical

LED drivers are mounted to removable tray assembly for ease of maintenance. 120-277V 50/60Hz, 347V 60Hz or 480V 60Hz operation. 480V is compatible for use with 480V Wye systems only. Standard with 0-10V dimming. Shipped standard with Eaton proprietary circuit module designed to withstand 10kV of transient line surge. The Galleon LED luminaire is suitable for operation in -40°C to 40°C ambient environments. For applications with ambient temperatures exceeding 40°C, specify the HA (High Ambient) option. Light Squares are IP66 rated. Greater than 90% lumen maintenance expected at 60,000 hours. Available in standard 1A drive current and optional 530mA and 700mA drive currents.

Mounting

STANDARD ARM MOUNT: Extruded aluminum arm includes internal bolt guides allowing for easy positioning of fixture during assembly. When mounting two or more luminaires at 90° and 120° apart, the EA extended arm may be required. Refer to the arm mounting requirement table.

Round pole adapter included.

For wall mounting, specify wall mount bracket option. 3G vibration rated. **QUICK MOUNT ARM:** Arm is bolted directly to the pole and the fixture slides onto the quick mount arm and is secured via a single fastener, facilitating quick and easy installation. The versatile, patent pending, quick mount arm accommodates multiple drill patterns ranging from 1-1/2" to 4-7/8". Removal of the door on the quick mount arm enables wiring of the fixture without having to access the driver compartment. A knock-out enables round pole mounting.

Finish

Housing finished in super durable TGIC polyester powder coat paint, 2.5 mil nominal thickness for superior protection against fade and wear. Heat sink is powder coated black. Standard colors include black, bronze, grey, white, dark platinum and graphite metallic. RAL and custom color matches available.

Warranty

Five-year warranty.

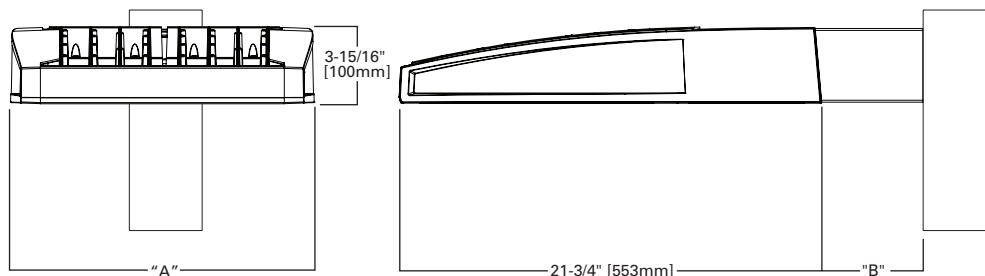


GLEON GALLEON LED

1-10 Light Squares
Solid State LED

AREA/SITE LUMINAIRE

DIMENSIONS

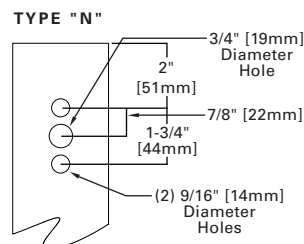


DIMENSION DATA

Number of Light Squares	"A" Width	"B" Standard Arm Length	"B" Optional Arm Length ¹	Weight with Arm (lbs.)	EPA with Arm ² (Sq. Ft.)
1-4	15-1/2" (394mm)	7" (178mm)	10" (254mm)	33 (15.0 kgs.)	0.96
5-6	21-5/8" (549mm)	7" (178mm)	10" (254mm)	44 (20.0 kgs.)	1.00
7-8	27-5/8" (702mm)	7" (178mm)	13" (330mm)	54 (24.5 kgs.)	1.07
9-10	33-3/4" (857mm)	7" (178mm)	16" (406mm)	63 (28.6 kgs.)	1.12

NOTES: 1. Optional arm length to be used when mounting two fixtures at 90° on a single pole. 2. EPA calculated with optional arm length.

DRILLING PATTERN



CERTIFICATION DATA

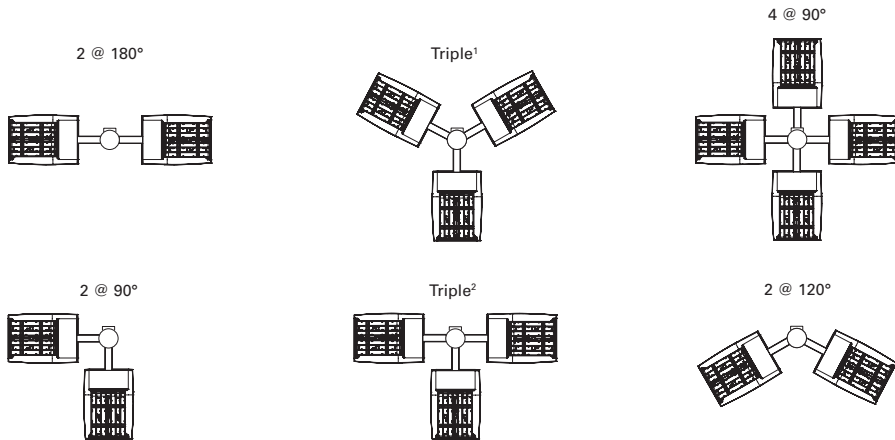
UL/cUL Wet Location Listed
ISO 9001
LM79 / LM80 Compliant
3G Vibration Rated
IP66 Rated
DesignLights Consortium™ Qualified*

ENERGY DATA

Electronic LED Driver
>0.9 Power Factor
<20% Total Harmonic Distortion
120V-277V 50/60Hz
347V & 480V 60Hz
-40°C Min. Temperature
40°C Max. Temperature
50°C Max. Temperature (HA Option)

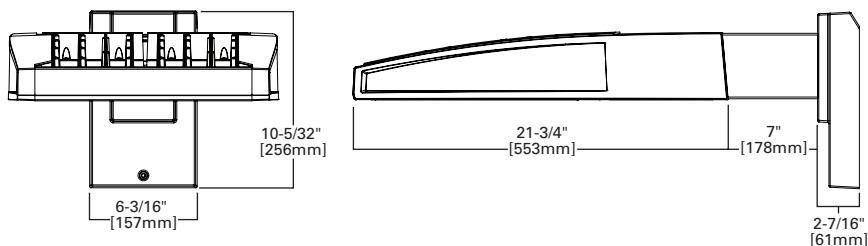
ARM MOUNTING REQUIREMENTS

Configuration	90° Apart	120° Apart
GLEON-AE-01	7" Arm (Standard)	7" Arm (Standard)
GLEON-AE-02	7" Arm (Standard)	7" Arm (Standard)
GLEON-AE-03	7" Arm (Standard)	7" Arm (Standard)
GLEON-AE-04	7" Arm (Standard)	7" Arm (Standard)
GLEON-AE-05	10" Extended Arm (Required)	7" Arm (Standard)
GLEON-AE-06	10" Extended Arm (Required)	7" Arm (Standard)
GLEON-AE-07	13" Extended Arm (Required)	13" Extended Arm (Required)
GLEON-AE-08	13" Extended Arm (Required)	13" Extended Arm (Required)
GLEON-AE-09	16" Extended Arm (Required)	16" Extended Arm (Required)
GLEON-AE-10	16" Extended Arm (Required)	16" Extended Arm (Required)

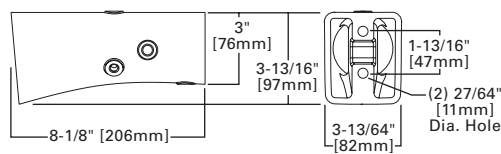


NOTES: 1 Round poles are 3 @ 120°. Square poles are 3 @ 90°. 2 Round poles are 3 @ 90°.

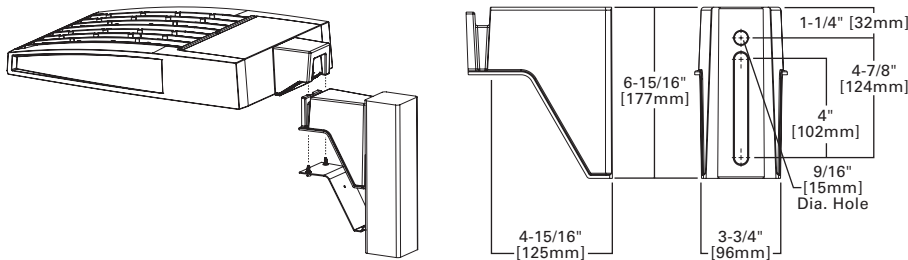
STANDARD WALL MOUNT



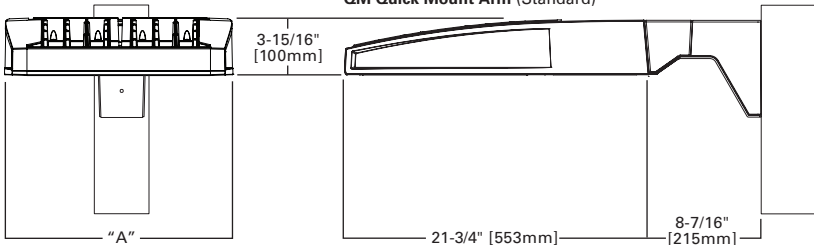
MAST ARM MOUNT



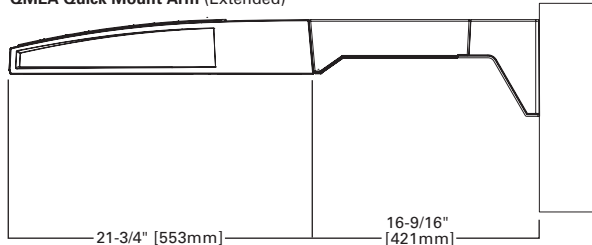
QUICK MOUNT ARM (INCLUDES FIXTURE ADAPTER)



QM Quick Mount Arm (Standard)



QMEA Quick Mount Arm (Extended)

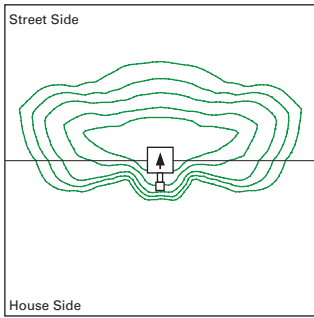


QUICK MOUNT ARM DATA

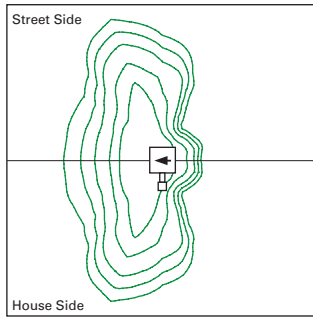
Number of Light Squares ^{1,2}	"A" Width	Weight with QM Arm (lbs.)	Weight with QMEA Arm (lbs.)	EPA (Sq. Ft.)
1-4	15-1/2" (394mm)	35 (15.91 kgs.)	38 (17.27 kgs.)	1.11
5-6 ³	21-5/8" (549mm)	46 (20.91 kgs.)	49 (22.27 kgs.)	
7-8	27-5/8" (702mm)	56 (25.45 kgs.)	59 (26.82 kgs.)	

NOTES: 1 QM option available with 1-8 light square configurations. 2 QMEA option available with 1-6 light square configurations. 3 QMEA arm to be used when mounting two fixtures at 90° on a single pole.

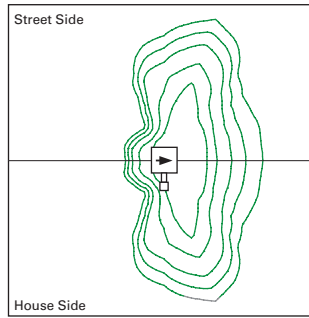
OPTIC ORIENTATION



Standard



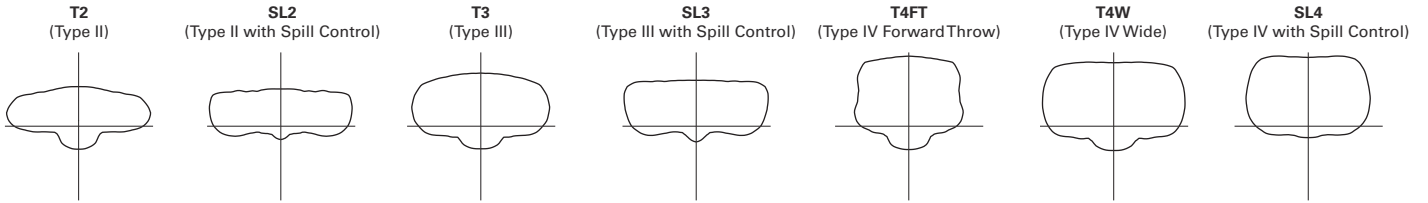
Optics Rotated Left @ 90° [L90]



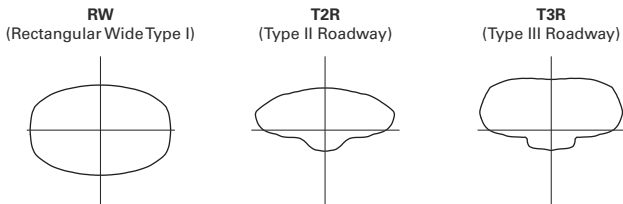
Optics Rotated Right @ 90° [R90]

OPTICAL DISTRIBUTIONS

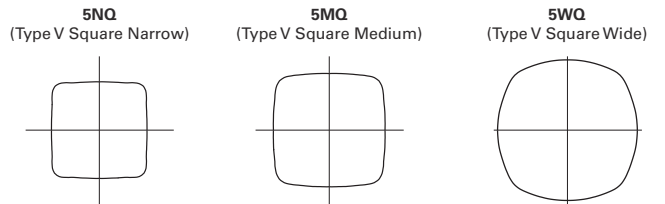
Asymmetric Area Distributions



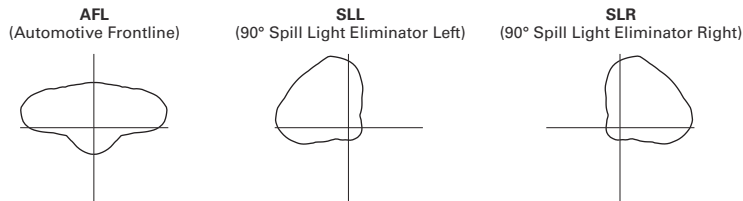
Asymmetric Roadway Distributions



Symmetric Distributions



Specialized Distributions



NOMINAL POWER AND LUMENS (1A)

Number of Light Squares	1	2	3	4	5	6	7	8	9	10	
Drive Current	1A	1A	1A	1A	1A	1A	1A	1A	1A	1A	
Nominal Power (Watts)	56	107	157	213	264	315	370	421	475	528	
Input Current @ 120V (A)	0.47	0.90	1.31	1.79	2.21	2.64	3.09	3.51	3.96	4.41	
Input Current @ 208V (A)	0.28	0.51	0.74	1.02	1.25	1.48	1.76	1.99	2.22	2.50	
Input Current @ 240V (A)	0.25	0.45	0.65	0.90	1.10	1.30	1.55	1.75	1.95	2.20	
Input Current @ 277V (A)	0.23	0.41	0.59	0.82	1.00	1.18	1.41	1.59	1.77	2.00	
Optics											
T2	Lumens	5,272	10,303	15,373	20,313	25,168	30,118	35,618	40,357	45,018	49,842
	BUG Rating	B1-U0-G1	B2-U0-G2	B2-U0-G2	B3-U0-G3	B3-U0-G4	B3-U0-G4	B3-U0-G4	B3-U0-G5	B4-U0-G5	B4-U0-G5
T2R	Lumens	5,597	10,938	16,321	21,565	26,719	31,974	37,813	42,844	47,792	52,914
	BUG Rating	B1-U0-G1	B2-U0-G2	B2-U0-G2	B3-U0-G3	B3-U0-G3	B3-U0-G4	B3-U0-G4	B3-U0-G4	B4-U0-G4	B4-U0-G5
T3	Lumens	5,374	10,501	15,669	20,704	25,652	30,697	36,303	41,134	45,884	50,802
	BUG Rating	B1-U0-G2	B2-U0-G2	B2-U0-G3	B3-U0-G3	B3-U0-G4	B3-U0-G4	B3-U0-G5	B3-U0-G5	B4-U0-G5	B4-U0-G5
T3R	Lumens	5,493	10,735	16,017	21,164	26,222	31,379	37,110	42,048	46,904	51,930
	BUG Rating	B1-U0-G2	B1-U0-G2	B2-U0-G3	B2-U0-G4	B3-U0-G4	B3-U0-G4	B3-U0-G5	B3-U0-G5	B3-U0-G5	B3-U0-G5
T4FT	Lumens	5,405	10,562	15,760	20,824	25,801	30,875	36,514	41,372	46,150	51,096
	BUG Rating	B1-U0-G2	B2-U0-G2	B2-U0-G3	B3-U0-G4	B3-U0-G4	B3-U0-G5	B3-U0-G5	B3-U0-G5	B3-U0-G5	B3-U0-G5
T4W	Lumens	5,335	10,426	15,556	20,555	25,468	30,476	36,042	40,838	45,554	50,436
	BUG Rating	B1-U0-G2	B2-U0-G2	B2-U0-G3	B3-U0-G4	B3-U0-G4	B3-U0-G5	B3-U0-G5	B4-U0-G5	B4-U0-G5	B4-U0-G5
SL2	Lumens	5,263	10,285	15,347	20,278	25,124	30,066	35,556	40,288	44,940	49,756
	BUG Rating	B1-U0-G2	B2-U0-G2	B2-U0-G3	B3-U0-G3	B3-U0-G4	B3-U0-G4	B3-U0-G5	B3-U0-G5	B4-U0-G5	B4-U0-G5
SL3	Lumens	5,373	10,500	15,667	20,701	25,649	30,693	36,298	41,128	45,878	50,794
	BUG Rating	B1-U0-G2	B2-U0-G3	B2-U0-G3	B3-U0-G4	B3-U0-G4	B3-U0-G4	B3-U0-G5	B3-U0-G5	B3-U0-G5	B3-U0-G5
SL4	Lumens	5,105	9,976	14,886	19,669	24,370	29,163	34,488	39,078	43,591	48,262
	BUG Rating	B1-U0-G2	B1-U0-G3	B1-U0-G3	B2-U0-G4	B2-U0-G4	B2-U0-G5	B3-U0-G5	B3-U0-G5	B3-U0-G5	B3-U0-G5
5NQ	Lumens	5,542	10,830	16,160	21,352	26,455	31,658	37,439	42,421	47,320	52,392
	BUG Rating	B2-U0-G1	B3-U0-G1	B3-U0-G2	B4-U0-G2	B4-U0-G2	B5-U0-G2	B5-U0-G3	B5-U0-G3	B5-U0-G3	B5-U0-G4
5MQ	Lumens	5,644	11,029	16,457	21,745	26,942	32,241	38,128	43,202	48,191	53,356
	BUG Rating	B3-U0-G1	B4-U0-G2	B4-U0-G2	B5-U0-G3	B5-U0-G3	B5-U0-G4	B5-U0-G4	B5-U0-G4	B5-U0-G4	B5-U0-G5
5WQ	Lumens	5,659	11,059	16,501	21,803	27,014	32,327	38,230	43,317	48,320	53,498
	BUG Rating	B3-U0-G1	B4-U0-G2	B4-U0-G2	B5-U0-G3	B5-U0-G4	B5-U0-G4	B5-U0-G4	B5-U0-G5	B5-U0-G5	B5-U0-G5
SLL/SLR	Lumens	4,722	9,227	13,767	18,191	22,539	26,971	31,897	36,141	40,315	44,635
	BUG Rating	B1-U0-G2	B1-U0-G3	B2-U0-G3	B2-U0-G3	B3-U0-G4	B3-U0-G4	B3-U0-G5	B3-U0-G5	B3-U0-G5	B3-U0-G5
RW	Lumens	5,492	10,732	16,014	21,159	26,216	31,372	37,101	42,038	46,893	51,918
	BUG Rating	B2-U0-G1	B3-U0-G1	B4-U0-G2	B4-U0-G2	B4-U0-G2	B5-U0-G3	B5-U0-G3	B5-U0-G3	B5-U0-G4	B5-U0-G4
AFL	Lumens	5,512	10,771	16,072	21,236	26,311	31,486	37,236	42,191	47,063	52,107
	BUG Rating	B1-U0-G1	B1-U0-G1	B2-U0-G2	B2-U0-G2	B3-U0-G3	B3-U0-G3	B3-U0-G3	B3-U0-G3	B3-U0-G3	B3-U0-G4

* Nominal data for 4000K CCT.

LUMEN MULTIPLIER

Ambient Temperature	Lumen Multiplier
0°C	1.02
10°C	1.01
25°C	1.00
40°C	0.99
50°C	0.97

LUMEN MAINTENANCE

Ambient Temperature	TM-21 Lumen Maintenance (60,000 Hours)	Theoretical L70 (Hours)
25°C	> 94%	> 350,000
40°C	> 93%	> 250,000
50°C*	> 90%	> 170,000

* 50°C lumen maintenance data applies to 530mA and 700mA drive currents.

NOMINAL POWER AND LUMENS (700MA)

Number of Light Squares	1	2	3	4	5	6	7	8	9	10	
Drive Current	700mA	700mA	700mA	700mA	700mA	700mA	700mA	700mA	700mA	700mA	
Nominal Power (Watts)	38	72	105	138	176	210	243	276	314	348	
Input Current @ 120V (A)	0.32	0.59	0.86	1.14	1.45	1.72	2	2.28	2.58	2.86	
Input Current @ 208V (A)	0.21	0.36	0.51	0.67	0.87	1.02	1.18	1.34	1.53	1.69	
Input Current @ 240V (A)	0.19	0.32	0.45	0.59	0.77	0.90	1.04	1.18	1.35	1.49	
Input Current @ 277V (A)	0.20	0.29	0.40	0.51	0.69	0.80	0.91	1.02	1.20	1.31	
Optics											
T2	Lumens	3,854	7,531	11,237	14,847	18,395	22,013	26,033	29,497	32,904	36,430
	BUG Rating	B1-U0-G1	B1-U0-G2	B2-U0-G2	B2-U0-G2	B3-U0-G3	B3-U0-G3	B3-U0-G4	B3-U0-G4	B3-U0-G4	B3-U0-G4
T2R	Lumens	4,091	7,995	11,929	15,762	19,529	23,370	27,638	31,316	34,932	38,676
	BUG Rating	B1-U0-G1	B1-U0-G2	B2-U0-G2	B2-U0-G2	B3-U0-G3	B3-U0-G3	B3-U0-G3	B3-U0-G4	B3-U0-G4	B3-U0-G4
T3	Lumens	3,928	7,676	11,453	15,133	18,750	22,437	26,534	30,065	33,537	37,132
	BUG Rating	B1-U0-G1	B1-U0-G2	B2-U0-G2	B2-U0-G3	B3-U0-G3	B3-U0-G4	B3-U0-G4	B3-U0-G4	B3-U0-G4	B3-U0-G5
T3R	Lumens	4,015	7,846	11,707	15,469	19,166	22,936	27,124	30,733	34,283	37,957
	BUG Rating	B1-U0-G1	B1-U0-G2	B2-U0-G2	B2-U0-G3	B2-U0-G3	B3-U0-G4	B3-U0-G4	B3-U0-G4	B3-U0-G5	B3-U0-G5
T4FT	Lumens	3,951	7,720	11,519	15,221	18,858	22,567	26,688	30,240	33,732	37,347
	BUG Rating	B1-U0-G1	B1-U0-G2	B2-U0-G2	B2-U0-G3	B2-U0-G4	B3-U0-G4	B3-U0-G4	B3-U0-G5	B3-U0-G5	B3-U0-G5
T4W	Lumens	3,900	7,620	11,370	15,024	18,615	22,276	26,343	29,849	33,296	36,864
	BUG Rating	B1-U0-G1	B1-U0-G2	B2-U0-G2	B2-U0-G3	B3-U0-G4	B3-U0-G4	B3-U0-G4	B3-U0-G5	B3-U0-G5	B3-U0-G5
SL2	Lumens	3,847	7,518	11,217	14,821	18,364	21,975	25,988	29,447	32,847	36,368
	BUG Rating	B1-U0-G1	B1-U0-G2	B2-U0-G3	B2-U0-G3	B3-U0-G3	B3-U0-G4	B3-U0-G4	B3-U0-G4	B3-U0-G4	B3-U0-G5
SL3	Lumens	3,927	7,675	11,451	15,131	18,747	22,434	26,531	30,061	33,533	37,126
	BUG Rating	B1-U0-G1	B1-U0-G2	B2-U0-G3	B2-U0-G3	B2-U0-G3	B3-U0-G4	B3-U0-G4	B3-U0-G4	B3-U0-G5	B3-U0-G5
SL4	Lumens	3,731	7,292	10,880	14,376	17,812	21,315	25,208	28,562	31,861	35,275
	BUG Rating	B1-U0-G2	B1-U0-G2	B1-U0-G3	B1-U0-G3	B2-U0-G4	B2-U0-G4	B2-U0-G4	B2-U0-G5	B2-U0-G5	B3-U0-G5
5NQ	Lumens	4,051	7,916	11,811	15,606	19,336	23,139	27,365	31,006	34,587	38,294
	BUG Rating	B2-U0-G1	B3-U0-G1	B3-U0-G1	B3-U0-G2	B4-U0-G2	B4-U0-G2	B4-U0-G2	B5-U0-G2	B5-U0-G3	B5-U0-G3
5MQ	Lumens	4,125	8,062	12,029	15,894	19,692	23,565	27,869	31,577	35,224	38,999
	BUG Rating	B2-U0-G1	B3-U0-G2	B4-U0-G2	B4-U0-G2	B4-U0-G2	B5-U0-G3	B5-U0-G3	B5-U0-G3	B5-U0-G4	B5-U0-G4
5WQ	Lumens	4,136	8,083	12,061	15,936	19,745	23,628	27,943	31,661	35,318	39,103
	BUG Rating	B3-U0-G1	B3-U0-G2	B4-U0-G2	B4-U0-G2	B5-U0-G3	B5-U0-G3	B5-U0-G4	B5-U0-G4	B5-U0-G4	B5-U0-G4
SLL/SLR	Lumens	3,451	6,744	10,063	13,296	16,474	19,714	23,314	26,416	29,467	32,625
	BUG Rating	B1-U0-G1	B1-U0-G2	B1-U0-G3	B2-U0-G3	B2-U0-G3	B2-U0-G4	B3-U0-G4	B3-U0-G4	B3-U0-G5	B3-U0-G5
RW	Lumens	4,014	7,844	11,704	15,465	19,162	22,930	27,118	30,726	34,274	37,948
	BUG Rating	B2-U0-G1	B3-U0-G1	B3-U0-G2	B4-U0-G2	B4-U0-G2	B4-U0-G2	B4-U0-G2	B5-U0-G3	B5-U0-G3	B5-U0-G3
AFL	Lumens	4,029	7,873	11,747	15,522	19,231	23,014	27,216	30,838	34,399	38,086
	BUG Rating	B1-U0-G1	B1-U0-G1	B2-U0-G2	B2-U0-G2	B2-U0-G2	B3-U0-G2	B3-U0-G3	B3-U0-G3	B3-U0-G3	B3-U0-G3

* Nominal data for 4000K CCT.

LUMEN MULTIPLIER

Ambient Temperature	Lumen Multiplier
0°C	1.02
10°C	1.01
25°C	1.00
40°C	0.99
50°C	0.97

LUMEN MAINTENANCE

Ambient Temperature	TM-21 Lumen Maintenance (60,000 Hours)	Theoretical L70 (Hours)
25°C	> 94%	> 350,000
40°C	> 93%	> 250,000
50°C*	> 90%	> 170,000

* 50°C lumen maintenance data applies to 530mA and 700mA drive currents.

NOMINAL POWER AND LUMENS (530MA)

Number of Light Squares	1	2	3	4	5	6	7	8	9	10	
Drive Current	530mA	530mA	530mA	530mA	530mA	530mA	530mA	530mA	530mA	530mA	
Nominal Power (Watts)	30	54	80	105	130	159	184	209	234	259	
Input Current @ 120V (A)	0.25	0.45	0.66	0.86	1.07	1.32	1.52	1.72	1.93	2.14	
Input Current @ 208V (A)	0.17	0.28	0.39	0.51	0.63	0.78	0.9	1.02	1.14	1.26	
Input Current @ 240V (A)	0.17	0.25	0.35	0.45	0.55	0.70	0.80	0.90	1.00	1.10	
Input Current @ 277V (A)	0.19	0.24	0.32	0.40	0.49	0.64	0.72	0.80	0.89	0.98	
Optics											
T2	Lumens	3,079	6,017	8,978	11,862	14,697	17,588	20,800	23,567	26,289	29,106
	BUG Rating	B1-U0-G1	B1-U0-G2	B2-U0-G2	B2-U0-G2	B2-U0-G2	B3-U0-G3	B3-U0-G3	B3-U0-G3	B3-U0-G4	B3-U0-G4
T2R	Lumens	3,269	6,388	9,531	12,593	15,603	18,672	22,082	25,020	27,909	30,900
	BUG Rating	B1-U0-G1	B1-U0-G1	B1-U0-G2	B2-U0-G2	B2-U0-G2	B2-U0-G2	B3-U0-G3	B3-U0-G3	B3-U0-G3	B3-U0-G4
T3	Lumens	3,138	6,133	9,150	12,091	14,980	17,926	21,200	24,021	26,795	29,667
	BUG Rating	B1-U0-G1	B1-U0-G2	B2-U0-G2	B2-U0-G2	B2-U0-G3	B3-U0-G3	B3-U0-G3	B3-U0-G4	B3-U0-G4	B3-U0-G4
T3R	Lumens	3,208	6,269	9,354	12,359	15,313	18,325	21,671	24,555	27,390	30,326
	BUG Rating	B1-U0-G1	B1-U0-G2	B1-U0-G2	B2-U0-G2	B2-U0-G3	B2-U0-G3	B2-U0-G4	B3-U0-G4	B3-U0-G4	B3-U0-G4
T4FT	Lumens	3,156	6,168	9,203	12,161	15,067	18,030	21,323	24,160	26,950	29,839
	BUG Rating	B1-U0-G1	B1-U0-G2	B1-U0-G2	B2-U0-G2	B2-U0-G3	B2-U0-G3	B3-U0-G4	B3-U0-G4	B3-U0-G4	B3-U0-G5
T4W	Lumens	3,116	6,088	9,084	12,004	14,872	17,797	21,047	23,848	26,602	29,453
	BUG Rating	B1-U0-G1	B1-U0-G2	B2-U0-G2	B2-U0-G2	B2-U0-G3	B3-U0-G3	B3-U0-G4	B3-U0-G4	B3-U0-G4	B3-U0-G5
SL2	Lumens	3,074	6,006	8,962	11,842	14,672	17,558	20,764	23,527	26,244	29,056
	BUG Rating	B1-U0-G1	B1-U0-G2	B2-U0-G2	B2-U0-G3	B2-U0-G3	B3-U0-G3	B3-U0-G3	B3-U0-G4	B3-U0-G4	B3-U0-G4
SL3	Lumens	3,138	6,132	9,149	12,089	14,978	17,924	21,197	24,018	26,791	29,662
	BUG Rating	B1-U0-G1	B1-U0-G2	B1-U0-G2	B2-U0-G3	B2-U0-G3	B2-U0-G3	B3-U0-G4	B3-U0-G4	B3-U0-G4	B3-U0-G4
SL4	Lumens	2,981	5,826	8,693	11,486	14,231	17,030	20,140	22,820	25,456	28,184
	BUG Rating	B0-U0-G1	B1-U0-G2	B1-U0-G3	B1-U0-G3	B1-U0-G3	B2-U0-G3	B2-U0-G4	B2-U0-G4	B2-U0-G4	B2-U0-G5
5NQ	Lumens	3,236	6,324	9,437	12,469	15,449	18,487	21,863	24,773	27,634	30,595
	BUG Rating	B1-U0-G0	B2-U0-G1	B3-U0-G1	B3-U0-G2	B3-U0-G2	B4-U0-G2	B4-U0-G2	B4-U0-G2	B4-U0-G2	B5-U0-G2
5MQ	Lumens	3,296	6,441	9,610	12,698	15,733	18,828	22,266	25,229	28,142	31,158
	BUG Rating	B2-U0-G1	B3-U0-G1	B3-U0-G2	B4-U0-G2	B4-U0-G2	B4-U0-G2	B5-U0-G3	B5-U0-G3	B5-U0-G3	B5-U0-G3
5WQ	Lumens	3,305	6,458	9,636	12,732	15,775	18,878	22,325	25,296	28,217	31,241
	BUG Rating	B2-U0-G1	B3-U0-G2	B4-U0-G2	B4-U0-G2	B4-U0-G2	B5-U0-G3	B5-U0-G3	B5-U0-G3	B5-U0-G4	B5-U0-G4
SLL/SLR	Lumens	2,757	5,388	8,040	10,623	13,162	15,751	18,627	21,105	23,543	26,066
	BUG Rating	B1-U0-G1	B1-U0-G2	B1-U0-G2	B1-U0-G3	B2-U0-G3	B2-U0-G3	B2-U0-G3	B2-U0-G4	B3-U0-G4	B3-U0-G4
RW	Lumens	3,207	6,267	9,351	12,356	15,309	18,320	21,666	24,549	27,384	30,319
	BUG Rating	B2-U0-G1	B3-U0-G1	B3-U0-G1	B3-U0-G2	B4-U0-G2	B4-U0-G2	B4-U0-G2	B4-U0-G2	B4-U0-G2	B5-U0-G3
AFL	Lumens	3,219	6,290	9,385	12,401	15,365	18,387	21,745	24,638	27,484	30,429
	BUG Rating	B1-U0-G1	B1-U0-G1	B1-U0-G1	B2-U0-G2	B2-U0-G2	B2-U0-G2	B2-U0-G2	B3-U0-G2	B3-U0-G3	B3-U0-G3

* Nominal data for 4000K CCT.

LUMEN MULTIPLIER

Ambient Temperature	Lumen Multiplier
0°C	1.02
10°C	1.01
25°C	1.00
40°C	0.99
50°C	0.97

LUMEN MAINTENANCE

Ambient Temperature	TM-21 Lumen Maintenance (60,000 Hours)	Theoretical L70 (Hours)
25°C	> 94%	> 350,000
40°C	> 93%	> 250,000
50°C*	> 90%	> 170,000

* 50°C lumen maintenance data applies to 530mA and 700mA drive currents.

ORDERING INFORMATION

Sample Number: GLEON-AE-04-LED-E1-T3-GM-700

Product Family ^{1,2}	Light Engine	Number of Light Squares ³	Lamp Type	Voltage	Distribution	Color	Mounting
GLEON=Galleon	AE=1A Drive Current	01=1 02=2 03=3 04=4 05=5 06=6 07=7 ⁴ 08=8 ⁴ 09=9 ⁵ 10=10 ⁵	LED=Solid State Light Emitting Diodes	E1=(120-277V) 347=347V ⁶ 480=480V ^{6,7}	T2=Type II T2R=Type II Roadway T3=Type III T3R=Type III Roadway T4FT=Type IV Forward Throw T4W=Type IV Wide 5N0=Type V Narrow 5MQ=Type V Square Medium 5WQ=Type V Square Wide SL2=Type II w/Spill Control SL3=Type III w/Spill Control SL4=Type IV w/Spill Control SLL=90° Spill Light Eliminator Left SLR=90° Spill Light Eliminator Right RW=Rectangular Wide Type I AFL=Automotive Frontline	AP=Grey BZ=Bronze BK=Black DP=Dark Platinum GM=Graphite Metallic WH=White	[Blank]=Arm for Round or Square Pole EA=Extended Arm ⁸ MA=Mast Arm Adapter ⁹ WM=Wall Mount QM=Quick Mount Arm (Standard Length) ¹⁰ QMEA=Quick Mount Arm (Extended Length) ¹¹
Options (Add as Suffix)					Accessories (Order Separately)		
<p>2L=Two Circuits ^{12,13} 7030=70 CRI / 3000K ¹⁴ 8030=80 CRI / 3000K ¹⁵ 7050=70 CRI / 5000K ¹⁵ 7060=70 CRI / 6000K ¹⁴ 530=Drive Current Factory Set to 530mA ¹⁶ 700=Drive Current Factory Set to 700mA ¹⁶ P=Button Type Photocontrol (120, 208, 240 or 277V) PER7=NEMA 7-PIN Twistlock Photocontrol Receptacle R=NEMA Twistlock Photocontrol Receptacle HA=50°C High Ambient ^{13,17} MS/DIM-L08=Motion Sensor for Dimming Operation, Maximum 8' Mounting Height ^{18,19,20,21,22} MS/DIM-L20=Motion Sensor for Dimming Operation, 9' - 20' Mounting Height ^{18,19,20,21,22} MS/DIM-L40=Motion Sensor for Dimming Operation, 21' - 40' Mounting Height ^{18,19,20,21} MS/DIM-L40W=Motion Sensor for Dimming Operation, 21' - 40' Mounting Height (Wide Range) ^{18,19,20,21,25} MS/X-L08=Bi-Level Motion Sensor, Maximum 8' Mounting Height ^{18,19,20,21,22,26} MS/X-L20=Bi-Level Motion Sensor, 9' - 20' Mounting Height ^{18,19,20,21,23,26} MS/X-L40=Bi-Level Motion Sensor, 21' - 40' Mounting Height ^{18,19,20,21,24,26} MS/X-L40W=Bi-Level Motion Sensor, 21' - 40' Mounting Height (Wide Range) ^{18,19,20,21,25,26} MS-L08=Motion Sensor for ON/OFF Operation, Maximum 8' Mounting Height ^{18,19,20,21,22} MS-L20=Motion Sensor for ON/OFF Operation, 9' - 20' Mounting Height ^{18,19,20,21,23} MS-L40=Motion Sensor for ON/OFF Operation, 21' - 40' Mounting Height ^{18,19,20,21,24} MS-L40W=Motion Sensor for ON/OFF Operation, 21' - 40' Mounting Height (Wide Range) ^{18,19,20,25} DIMRF-LW=LumaWatt Wireless Sensor, Wide Lens for 8' - 16' Mounting Height ²⁷ DIMRF-LN=LumaWatt Wireless Sensor, Narrow Lens for 16' - 40' Mounting Height ²⁷ L90=Optics Rotated 90° Left R90=Optics Rotated 90° Right MT=Factory Installed Mesh Top TH=Tool-less Door Hardware LCF=Light Square Trim Plate Painted to Match Housing ²⁸ HSS=Factory Installed House Side Shield ²⁹ CE=CE Marking ³⁰</p>					<p>OA/RA1016=NEMA Photocontrol Multi-Tap - 105-285V OA/RA1027=NEMA Photocontrol - 480V OA/RA1201=NEMA Photocontrol - 347V OA/RA1013=Photocontrol Shorting Cap OA/RA1014=120V Photocontrol MA1252=10kV Surge Module Replacement MA1036-XX=Single Tenon Adapter for 2-3/8" O.D. Tenon MA1037-XX=2 @ 180° Tenon Adapter for 2-3/8" O.D. Tenon MA1197-XX=3 @ 120° Tenon Adapter for 2-3/8" O.D. Tenon MA1188-XX=4 @ 90° Tenon Adapter for 2-3/8" O.D. Tenon MA1189-XX=2 @ 90° Tenon Adapter for 2-3/8" O.D. Tenon MA1190-XX=3 @ 90° Tenon Adapter for 2-3/8" O.D. Tenon MA1191-XX=2 @ 120° Tenon Adapter for 2-3/8" O.D. Tenon MA1038-XX=Single Tenon Adapter for 3-1/2" O.D. Tenon MA1039-XX=2 @ 180° Tenon Adapter for 3-1/2" O.D. Tenon MA1192-XX=3 @ 120° Tenon Adapter for 3-1/2" O.D. Tenon MA1193-XX=4 @ 90° Tenon Adapter for 3-1/2" O.D. Tenon MA1194-XX=2 @ 90° Tenon Adapter for 3-1/2" O.D. Tenon MA1195-XX=3 @ 90° Tenon Adapter for 3-1/2" O.D. Tenon FSIR-100=Wireless Configuration Tool for Occupancy Sensor ³¹ GLEON-MT1=Field Installed Mesh Top for 1-4 Light Squares GLEON-MT2=Field Installed Mesh Top for 5-6 Light Squares GLEON-MT3=Field Installed Mesh Top for 7-8 Light Squares GLEON-MT4=Field Installed Mesh Top for 9-10 Light Squares GLEON-QM=Quick Mount Arm Kit ¹⁰ GLEON-QM-EA=Quick Mount Extended Length Arm Kit ¹¹ LS/HSS=Field Installed House Side Shield ^{29,32}</p>		

NOTES:

- Customer is responsible for engineering analysis to confirm pole and fixture compatibility for all applications. Refer to our white paper WP513001EN for additional support information.
- DesignLights Consortium™ Qualified. Refer to www.designlights.org Qualified Products List under Family Models for details.
- Standard 4000K CCT and minimum 70 CRI.
- Not compatible with extended quick mount arm (QMEA).
- Not compatible with standard quick mount arm (QM) or extended quick mount arm (QMEA).
- Requires the use of a step down transformer when combined with MS/DIM, MS/X or DIMRF.
- Only for use with 480V Wye systems. Per NEC, not for use with ungrounded systems, impedance grounded systems or corner grounded systems (commonly known as Three Phase Three Wire Delta, Three Phase High Leg Delta and Three Phase Corner Grounded Delta systems).
- May be required when two or more luminaires are oriented on a 90° or 120° drilling pattern. Refer to arm mounting requirement table.
- Factory installed.
- Maximum 8 light squares.
- Maximum 6 light squares.
- 2L is not available with MS/X or MS/DIM at 347V or 480V. 2L in AE-02 through AE-04 requires a larger housing, normally used for AE-05 or AE-06. Extended arm option may be required when mounting two or more fixtures per pole at 90° or 120°. Refer to arm mounting requirement table.
- Not available with LumaWatt wireless sensors.
- Extended lead times apply. Use dedicated IES files for 3000K and 6000K when performing layouts. These files are published on the Galleon luminaire product page on the website.
- Extended lead times apply. For 8030, factor 7030 IES files x .92 (8% lumen loss). For 7050, use 7060 IES files.
- 1 Amp standard. Use dedicated IES files for 530mA and 700mA when performing layouts. These files are published on the Galleon luminaire product page on the website.
- 50°C lumen maintenance data applies to 530mA and 700mA drive currents.
- Consult factory for more information.
- Utilizes internal step-down transformer when 347V or 480V is selected.
- The FSIR-100 accessory is required to adjust parameters including high and low modes, sensitivity, time delay, cutoff and more. Consult your lighting representative at Eaton for more information.
- Not available with HA option.
- Approximately 22" detection diameter at 8' mounting height.
- Approximately 40" detection diameter at 20' mounting height.
- Approximately 60" detection diameter at 40' mounting height.
- Approximately 100" detection diameter at 40' mounting height.
- Replace X with number of light squares operating in low output mode.
- LumaWatt wireless sensors are factory installed only requiring network components RF-EM-1, RF-GW-1 and RF-ROUT-1 in appropriate quantities. See www.eaton.com/lighting for LumaWatt application information.
- Not available with house side shield (HSS).
- Only for use with SL2, SL3, SL4 and AFL distributions. The Light Square trim plate is painted black when the HSS option is selected.
- CE is not available with the DIMRF, MS, MS/X, MS/DIM, P, R or PER7 options. Available in 120-277V only.
- This tool enables adjustment of parameters including high and low modes, sensitivity, time delay, cutoff and more. Consult your lighting representative at Eaton for more information.
- One required for each Light Square.