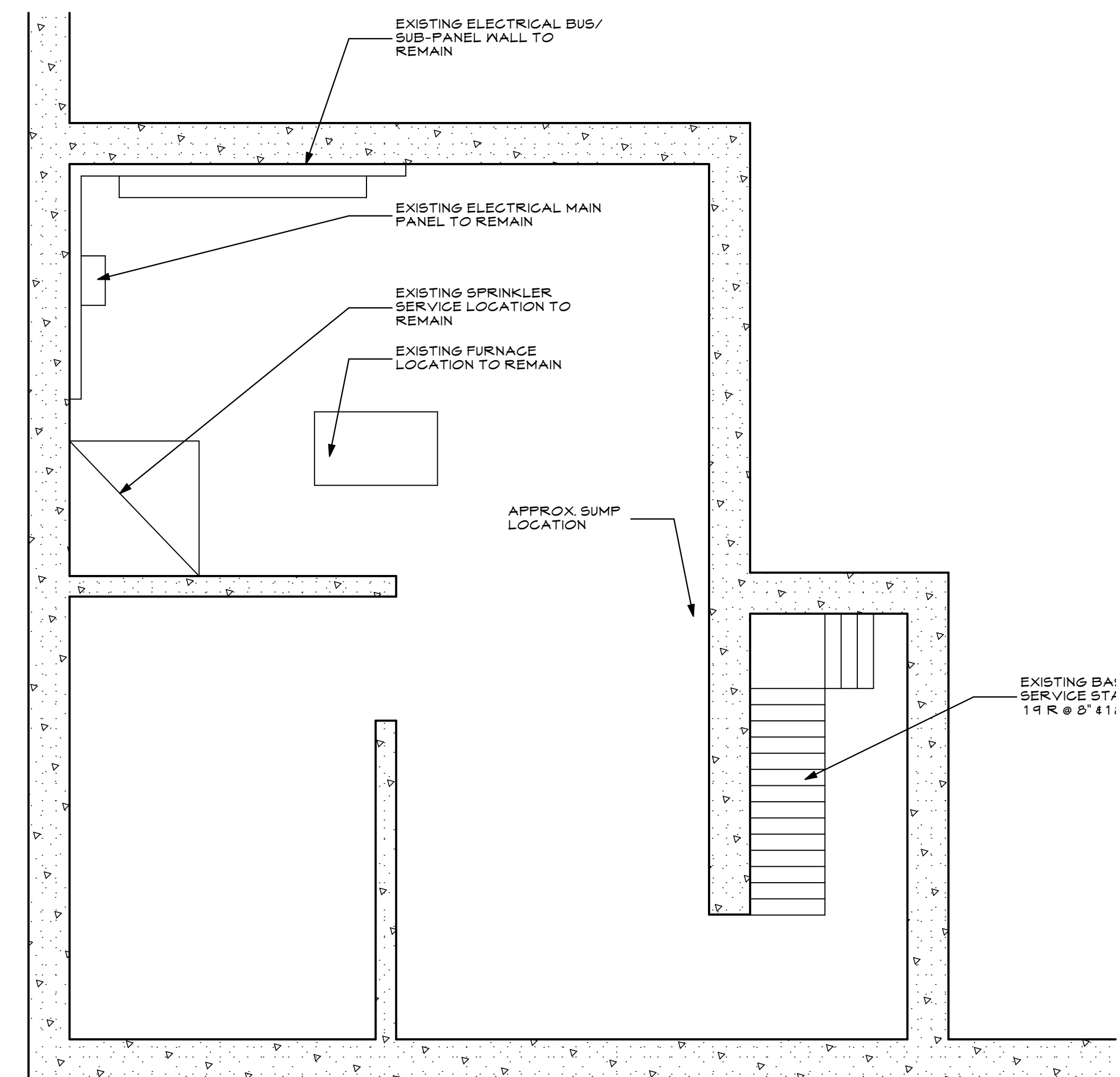


1
A1.3 **KITCHEN PLAN**
SCALE: 1/4" = 1'-0"

EQUIPMENT SCHEDULE

MK.	QTY	DESCRIPTION
1	2	UTILITY CART
2	5	SHELVING UNIT
3	2	HAND SINK
4	1	SINK, 3-COMPARTMENT
5	1	DISHWASHER, UNDERCOUNTER
6	1	MOP SINK CABINET
7	2	SHELVING UNIT
8	1	REFRIGERATOR, 2-SECTION
9	1	FREEZER, 2-SECTION
10	1	REFRIGERATOR, 2-SECTION
11	1	SHEET PAN RACK
12	1	EXHAUST HOOD
13	1	RANGE, 4-BURNER, 36"-GRIDDLE
14	1	FRYER DUMP STATION
15	1	FRYER, DEEP FAT
16	1	WORK TABLE WITH SINK
17	2	SHELVING UNIT
18	1	PLATE DISPENSER
19	1	HOT FOOD WELLS
20	2	FOOD PROTECTOR
21	1	COLD FOOD WELL
22	1	SINK, DROP-IN
23	1	HOT BEVERAGE DISPENSER
24	1	JUICE DISPENSER




2
A1.3 **BASEMENT PLAN**
SCALE: 3/16" = 1'-0"

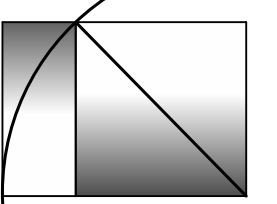
PERMIT SUBMITTAL 6.24.17

THIS DRAWING IS AN INSTRUMENT OF SERVICE AND SHALL REMAIN THE PROPERTY OF WHIPPLE CALLENDER ARCHITECTS. IT SHALL NOT BE USED FOR ANY OTHER PURPOSE THAT FOR WHICH IT IS SPECIFICALLY FURNISHED.

LIBERTY BAY
349 FOREST AVENUE PORTLAND, MAINE 04101



WHIPPLE CALLENDER ARCHITECTS



136 PLEASANT AVE.
PORTLAND, ME 04103
P 207.775.2696
F 207.775.3631
www.whipplecallender.com

DESCRIPTION: PERMIT SUBMITTAL
DATE: 6.24.17
MARK: EXISTING BA: SERVICE ST/ 14 R @ 8' 4 1/2"

DATE: 6/28/17 SFMO APPLICATION SET
CHECKED BY: JAD
DRAWN BY: CLBC
JOB: LIB 2017

SHEET TITLE: **KITCHEN PLAN**

A1.3