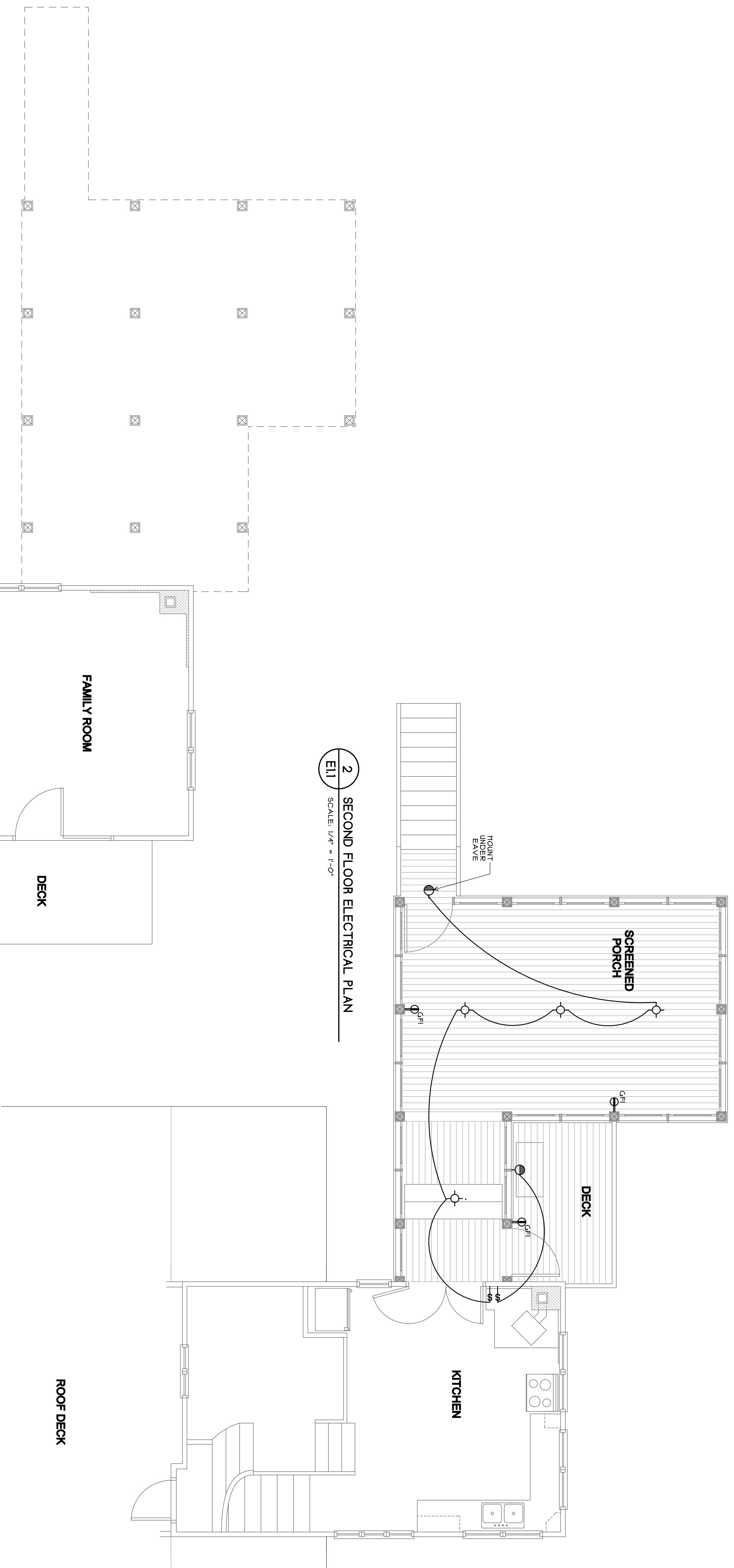
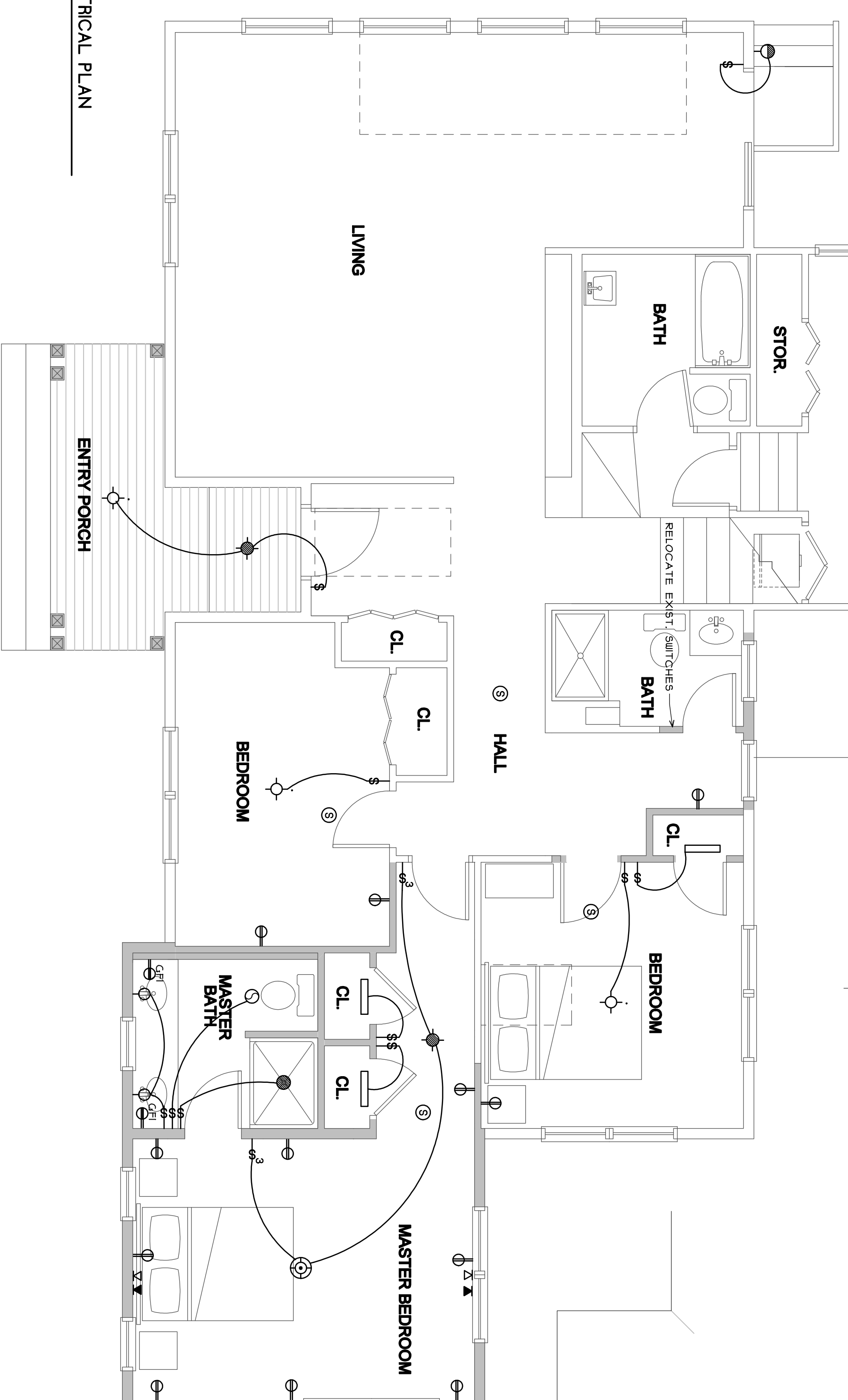


SYMBOL	DESCRIPTION	NOTES
\$	SWITCH	
\$3	3-WAY SWITCH	
\$4	4-WAY SWITCH	
\$D	DIMMER SWITCH	
⊖	DUPLEX OUTLET	
⊖GFI	DUPLEX OUTLET GROUND FAULT INTERRUPT	
⊖WP	DUPLEX OUTLET WATER PROOF	
⊖	QUAD OUTLET	
⊖	SURFACE-HTD CEILING FIXTURE	
⊖	PENDANT CEILING FIXTURE	
⊖	RECESSED CEILING FIXTURE	
⊖	EXTERIOR FLOODLIGHT	
⊖	WALL MOUNTED FIXTURE	
⊖	FLUORESCENT CLOSET FIXTURE	
⊖	UNDER COUNTER FIXTURE	
⊖	EXHAUST FAN	
⊖	EXHAUST FAN / LIGHT	SEPARATE SWITCHES FOR FAN AND LIGHT
⊖	SMOKE DETECTOR	INTERCONNECTED AND HARDWIRED WITH BATTERIES BACKUP
⊖	COAXIAL CABLE/INTERNET JACK	
⊖	DUPLEX TELEPHONE OUTLET	

2 SECOND FLOOR ELECTRICAL PLAN
E11 SCALE: 1/4" = 1'-0"




1 FIRST FLOOR ELECTRICAL PLAN
E11 SCALE: 1/4" = 1'-0"



**COLESWORTHY
COTTAGE**
ADDITIONS & RENOVATIONS
CLIFF ISLAND
MAINE

Revisions



10 Durham Street
Portland, Maine
04112-0583
207.651.9911
207.651.2105
scott@scottbird.com
sbs@scottbird.com

Consultants

Structural Engineer
Pinkham & Greer

Job No.: 08.13
Date: June 17, 2009
Scale: 1/4" = 1'-0"
Drawn by: CR
Checked by: DWB

Drawing Title:
**Electrical Plans, Notes
and Legend**

E1.1

PERMIT SET

