

1 SOUTH ELEVATION
A2.3 1/4" = 1'-0"



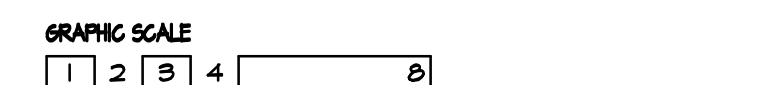
2 EAST ELEVATION
A2.3 1/4" = 1'-0"

WINDOW SCHEDULE

MARK	TYPE	UNIT	ROUGH OPENINGS (W X H)	REMARKS
A	AWN	1A18825	2'-4" X 2'-0 1/8"	2 LITE AWNING
B	CMT	1GA2485	2'-8" X 5'-0 1/8"	4 LITE CASEMENT
C	FIXED CMT	1GA2148	1'-4" X 5'-6 1/4"	2 LITE FIXED CASEMENT
D	CMT	1GA8848-E	2'-4" X 5'-6 1/4"	4 LITE CASEMENT
E	CMT	1GA8848-21H-E	5'-8" X 5'-6 1/4"	(2) 4 LITE CASEMENT, MILLED
F	FIXED CMT	1GA214T	1'-4" X 4'-0 1/8"	2 LITE FIXED CASEMENT
G	CMT	1GA214T/1GA884T-E	4'-8" X 4'-0 1/8"	2 LITE FIXED CASEMENT MILLED TO 4 LITE CASEMENT, ESGRESS
H	CMT	1GA884T	2'-4" X 4'-0 1/8"	4 LITE CASEMENT, ESGRESS
I	CMT	1GA884T-21H-E	5'-8" X 4'-0 1/8"	(2) 4 LITE FIXED CASEMENT, MILLED, ESGRESS
J	DH	1TDH8660-E	5'-2 1/2" X 5'-0 3/4"	4 LITE DOUBLE HUNG, ESGRESS
K	DH	1TDH8660-21H-E	6'-4" X 5'-0 3/4"	(2) 4 LITE DOUBLE HUNG, MILLED, ESGRESS
L	DH	1TDH8660-31H-E	4'-8 1/2" X 5'-0 3/4"	(3) 4 LITE DOUBLE HUNG, MILLED, ESGRESS
M	PICT	1TDHFS0660	4'-2 1/2" X 5'-0 3/4"	4 LITE DOUBLE HUNG PICTURE
N	PICT	1TDHFS0660-21H	4'-2 1/2" X 5'-0 3/4"	(2) 4 LITE DOUBLE HUNG PICTURE, MILLED
O				



WINDOW SCHEDULE NOTES:

- TYPICAL FLASHING DETAILS SHEET A4.1 & A4.2 DETAILS
- CONTRACTOR SHALL MEASURE AND VERIFY ALL ROUGH OPENINGS WITH WINDOW MANUFACTURERS' PRINTED INFORMATION
- ALL WINDOW ROUGH OPENING DIMENSIONS ARE BASED ON MARVIN INTEGRITY MDOO ULTREX WINDOWS UNO. CLADDING COLOR TO BE T.B.D.
- ALL MARVIN WINDOW GLASS SHALL BE HIGH PERFORMANCE LOW-E GLASS
- SUBMIT COMPLETE WINDOW SHOP DRAWINGS TO ARCHITECT FOR REVIEW PRIOR TO ORDERING WINDOWS.
- EACH PANE OF GLAZING INSTALLED IN A "HAZARDOUS LOCATION" AS DEFINED BY THE IRC 2009, SHALL BE SAFETY GLAZING AS REQUIRED, AND SHALL BE SO LABELLED.
- ROUGH OPENING HEIGHTS LISTED ABOVE ARE MARVIN INTEGRITY MDOO ULTREX WINDOWS UNO. ROUGH OPENING HEIGHT PLUS 1/2" TO ALLOW FOR A CLAMPBOARD UNDER WINDOW UNIT FOR DRAINAGE (EXCEPT TRANSOM UNITS)



CONTRACTOR SHALL MEASURE AND VERIFY ALL DIMENSIONS AT THE WORK. THIS DRAWING IS A PART OF A FULL SET OF DRAWINGS COMPRISING THE CONTRACT DOCUMENTS FOR THE WORK. THE ARCHITECT/OWNER ACCEPTS NO RESPONSIBILITY FOR THE CONTRACTOR'S ERRORS OR OMISSIONS IF EACH TRADE DOES NOT HAVE THE FULL SET OF DRAWINGS AND SPECIFICATIONS.

COPYRIGHT 2014 ©
THE MATERIAL CONTAINED IN THESE DRAWINGS AND THE DESIGN THEY ARE INTENDED TO CONVEY ARE THE EXCLUSIVE PROPERTY OF KEVIN BROWNE ARCHITECTURE LLC. POSSESSION AND USE HEREOF IS GRANTED ONLY CONFIDENTIALLY IN CONNECTION WITH CONSTRUCTION OF THE BUILDING DEPICTED HEREIN AS AUTHORIZED BY KEVIN BROWNE ARCHITECTURE LLC. THE RECIPIENT AGREES TO ADHERE TO THESE RESTRICTIONS. ANY REPRODUCTION OR DISCLOSURE OF ANY INFORMATION, IN WHOLE OR IN PART, CONTAINED HEREIN, WITHOUT WRITTEN PERMISSION OF KEVIN BROWNE ARCHITECTURE LLC, IS EXPRESSLY PROHIBITED.



REVISIONS:
11-5-14: ISSUE FOR REVIEW
11-24-14: ISSUE FOR PERMIT

CONSULTANTS:

SIMONDS RESIDENCE

CLIENT:
MIKE & RUBY SIMONDS
ADDRESS:
78 REAMER'S ROAD
CLIFF ISLAND, ME

ELEVATIONS

DATE: 11/25/2014
PROJECT NO.: 2014-22
DRAWN: KWB
SCALE: 1/4" = 1'-0"

A2.3