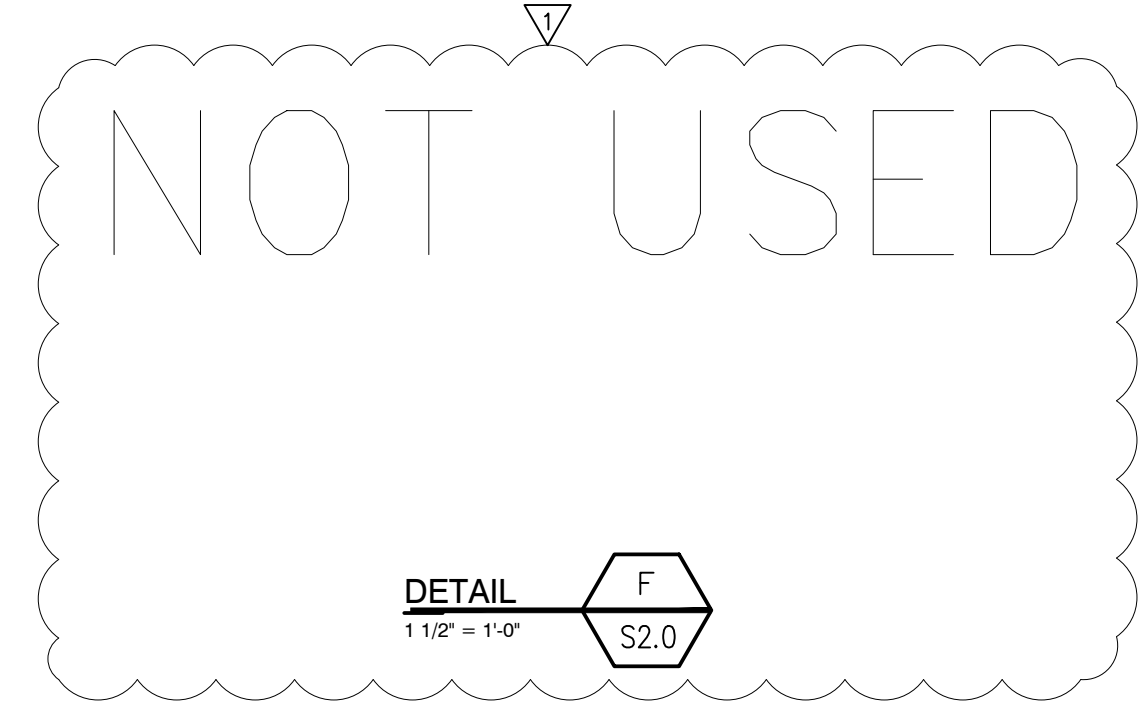
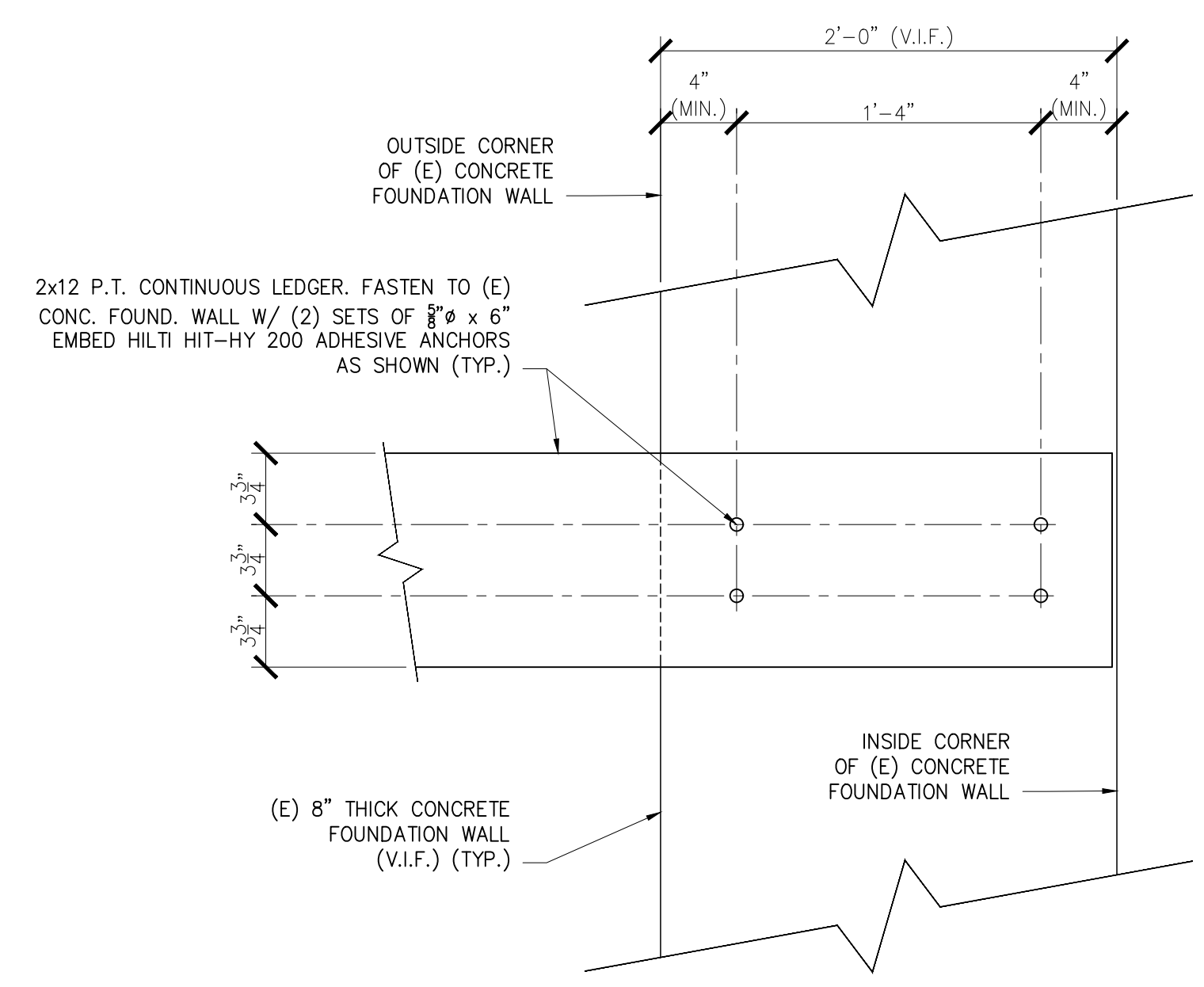


SECTION 2
3/4" = 1'-0"




DETAIL F
1 1/2" = 1'-0"



DETAIL G
1 1/2" = 1'-0"

L & L STRUCTURAL ENGINEERING SERVICES, INC.
SIX Q. STREET
SOUTH PORTLAND, MAINE 04106
PHONE: (207) 767-4830
FAX: (207) 799-5432
EMAIL: LLEASURE@L-ENG.COM



rev.	date	description
A	04/12/17	FOR PERMIT & COORD.
0	06/30/17	FOR CONSTRUCTION
1	11/02/17	GENERAL REVISIONS

designed by: JHL
drawn by: P.M.
checked by: JHL
scale: AS NOTED
date: 04/12/2017
plot date: 11/02/2017
project #: 2015-150

KLAUBER-SPEDEN RESIDENCE
SHORE ROAD
CUSHINGS ISLAND, PORTLAND MAINE
STRUCTURAL RENOVATIONS AND ADDITIONS
SECTIONS AND DETAILS

S2.1

THESE DRAWINGS HAVE BEEN DEVELOPED BY L&L STRUCTURAL ENGINEERING SERVICES, INC. FOR THE TITLED SET ONLY. THE DRAWINGS ARE THE SOLE PROPERTY OF L&L ENGINEERING SERVICES, INC. AND THEY SHALL NOT BE USED, LENT, COPIED OR ALTERED WITHOUT THE WRITTEN CONSENT OF L&L STRUCTURAL ENGINEERING SERVICES, INC.