

Entered P&F

1/982 2012 08 4761

SUBSURFACE WASTEWATER DISPOSAL SYSTEM APPLICATION

Maine Dept. Health & Human Services
Div of Environmental Health - 11 SHS
(207) 287-5672 FAX (207) 287-3165

PROPERTY LOCATION		>>CAUTION: LPI APPROVAL REQUIRED<<	
City, Town, or Plantation	PORTLAND, PEAKS ISLAND	Town/City	Portland Permit # 2012-09-4761
Street or Road	3 OAKLAWN ROAD	Date Permit Issued	9/11/12 Fee \$ 250 Double Fee Charged []
Subdivision, Lot #		LPI #	
OWNER/APPLICANT INFORMATION		Local Plumbing Inspector Signature	
Name (last, first, MI)	ZIPPER TERRY	The Subsurface Wastewater Disposal System <i>shall not</i> be installed until a Permit is issued by the Local Plumbing Inspector. The Permit shall authorize the owner or installer to install the disposal system in accordance with this application and the Maine Subsurface Wastewater Disposal Rules.	
Mailing Address of Owner/Applicant	16 HOLLIS ROAD PORTLAND, ME 04103	Municipal Tax Map #	90 Lot # 6-1
Daytime Tel. #	831-8850		

OWNER OR APPLICANT STATEMENT I state and acknowledge that the information submitted is correct to the best of my knowledge and understand that any falsification is reason for the Department and/or Local Plumbing Inspector to deny a permit.	CAUTION: REGISTERED PROFESSIONAL ENGINEER REQUIRED I have inspected the installation authorized above and found it to be in compliance with the Subsurface Wastewater Disposal Rules Application.
<i>Signature of Owner/Applicant</i> <u>Daniel M. McKernan</u> LPA Date <u>8/17/12</u>	<u>AUG 17 2012</u> City of Portland Maine Dept. of Building Inspections (1st) Date Approved (2nd) Date Approved

PERMIT INFORMATION		
TYPE OF APPLICATION <input type="checkbox"/> 1. First Time System <input checked="" type="checkbox"/> 2. Replacement System Type Replaced: <u>CESSPOOL</u> Year Installed: <u>PRE-1974</u> <input type="checkbox"/> 3. Expanded System <input type="checkbox"/> a. <25% Expansion <input type="checkbox"/> b. >25% Expansion <input type="checkbox"/> 4. Experimental System <input type="checkbox"/> 5. Seasonal Conversion	THIS APPLICATION REQUIRES <input type="checkbox"/> 1.No Rule Variance <input type="checkbox"/> 2.First Time System Variance <input type="checkbox"/> a. Local Plumbing Inspector Approval <input type="checkbox"/> b. State & Local Plumbing Inspector Approval <input checked="" type="checkbox"/> 3.Replacement System Variance <input checked="" type="checkbox"/> a. Local Plumbing Inspector Approval <input type="checkbox"/> b. State & Local Plumbing Inspector Approval <input type="checkbox"/> 4.Minimum Lot Size Variance <input type="checkbox"/> 5.Seasonal Conversion Permit	DISPOSAL SYSTEM COMPONENTS <input checked="" type="checkbox"/> 1. Complete Non-Engineered System <input type="checkbox"/> 2. Primitive System(graywater & alt toilet) <input type="checkbox"/> 3. Alternative Toilet, specify: <input type="checkbox"/> 4. Non-Engineered Treatment Tank (only) <input type="checkbox"/> 5. Holding Tank, _____ gallons <input type="checkbox"/> 6. Non-Engineered Disposal Field (only) <input type="checkbox"/> 7. Separated Laundry System <input type="checkbox"/> 8. Complete Engineered System(2000gpd+) <input type="checkbox"/> 9. Engineered Treatment Tank (only) <input type="checkbox"/> 10. Engineered Disposal Field (only) <input type="checkbox"/> 11. Pre-treatment, specify: <input type="checkbox"/> 12. Miscellaneous components
SIZE OF PROPERTY <u>.048+/-</u> <input type="checkbox"/> SQ. FT. <input checked="" type="checkbox"/> ACRES	DISPOSAL SYSTEM TO SERVE <input checked="" type="checkbox"/> 1. Single Family Dwelling Unit, No. of Bedrooms: <u>2</u> <input type="checkbox"/> 2. Multiple Family Dwelling, No of Units: _____ <input type="checkbox"/> 3. Other: _____ (specify) Current Use <input checked="" type="checkbox"/> Seasonal <input type="checkbox"/> Year Round <input type="checkbox"/> Undeveloped	TYPE OF WATER SUPPLY <input type="checkbox"/> 1. Drilled Well <input type="checkbox"/> 2. Dug Well <input type="checkbox"/> 3. Private <input checked="" type="checkbox"/> 4. Public <input type="checkbox"/> 5. Other:
SHORELAND ZONING <input type="checkbox"/> Yes <input checked="" type="checkbox"/> No		

DESIGN DETAILS (SYSTEM LAYOUT SHOWN ON PAGE 3)			
TREATMENT TANK <input checked="" type="checkbox"/> 1. Concrete <input type="checkbox"/> a. Regular <input checked="" type="checkbox"/> b. Low Profile (IF NEC.) <input type="checkbox"/> 2. Plastic <input type="checkbox"/> 3. Other: _____ CAPACITY: <u>1000</u> GAL.	DISPOSAL FIELD TYPE & SIZE <input type="checkbox"/> 1. Stone Bed <input type="checkbox"/> 2. Stone Trench <input checked="" type="checkbox"/> 3. Proprietary Device <input type="checkbox"/> a. Cluster array <input checked="" type="checkbox"/> c.Linear <input checked="" type="checkbox"/> b. Regular <input type="checkbox"/> d. H-20 loaded <input type="checkbox"/> 4. Other: _____ SIZE: <u>672</u> sq. ft. <input type="checkbox"/> lin. ft. <u>14 ELJEN IN-DRAIN UNITS</u>	GARBAGE DISPOSAL UNIT <input checked="" type="checkbox"/> 1. No <input type="checkbox"/> 2. Yes <input type="checkbox"/> 3. Maybe If Yes or Maybe, specify one below: <input type="checkbox"/> a. Multi-compartment tank <input type="checkbox"/> b. _____ tanks in series <input type="checkbox"/> c. Increase in tank capacity <input type="checkbox"/> d. Filter on tank outlet	DESIGN FLOW <u>180</u> gallons per day BASED ON: <input checked="" type="checkbox"/> 1. Table 4A (dwelling unit(s)) <input type="checkbox"/> 2. Table 4C (other facilities) SHOW CALCULATIONS for other facilities <u>2 BEDROOMS AT 90 GALLONS PER DAY EACH= 180 GPD</u>
SOIL DATA & DESIGN CLASS PROFILE <u>2</u> / <u>AIII</u> at Observation Hole # <u>TB D</u> Depth <u>29</u> " of Most Limiting Soil Factor	DISPOSAL FIELD SIZING <input type="checkbox"/> 1. Medium - 2.6 sq.ft./gpd <input checked="" type="checkbox"/> 2. Medium-Large - 3.3 sq.ft./gpd <input type="checkbox"/> 3. Large - 4.1 sq.ft./gpd <input type="checkbox"/> 4. Extra-Large - 5.0 sq.ft./gpd	EFFLUENT/EJECTOR PUMP <input type="checkbox"/> 1. Not required SEE NOTE ON PAGE 3 <input checked="" type="checkbox"/> 2. May be required <input type="checkbox"/> 3. Required Specify only for engineered systems: DOSE: _____ gallons	LATITUDE AND LONGITUDE at center of disposal area Lat. <u>43</u> d <u>39</u> m <u>58</u> s Lon. <u>70</u> d <u>11</u> m <u>35</u> s if g.p.s., state margin of error

SITE EVALUATOR STATEMENT		
I certify that on <u>6-26-12</u> (date) I completed a site evaluation on this property and state that the data reported is accurate and that the proposed system is in compliance with the Subsurface Wastewater Disposal Rules (10-144A, CMR 241).		
<u>Albert Frick</u> Site Evaluator Signature	<u>63</u> SE #	<u>7/9/2012</u> Date
<u>ALBERT FRICK</u> Site Evaluator Name Printed	<u>(207) 839-5563</u> Telephone Number	<u>ALBERT@ALBERTFRICK.COM</u> E-mail Address

BUILDING PERMIT INSPECTION PROCEDURES

Please call 874-8703 or 874-8693 (ONLY)

or email: buildinginspections@portlandmaine.gov

With the issuance of this permit, the owner, builder or their designee is required to provide adequate notice to the city of Portland Inspections Services for the following inspections. Appointments must be requested 48 to 72 hours in advance of the required inspection. The inspection date will need to be confirmed by this office.

- **Please read the conditions of approval that is attached to this permit!! Contact this office if you have any questions.**

 - **If the inspection requirements are not followed as stated below additional fees may be incurred due to the issuance of a "Stop Work Order" and subsequent release to continue.**
1. Septic field and extension inspection for bottom preparation/ scarification to verify removal of vegetation, established transitional horizon and erosion and sedimentation control measures.
 2. Backfill inspection of septic field for approved materials, stabilization, slopes and extensions.
 3. Exposed septic field installation and tank location inspection to check elevations, dimensions, piping, plumbing station and system design prior to covering.

The project cannot move to the next phase prior to the required inspection and approval to continue, REGARDLESS OF THE NOTICE OF CIRCUMSTANCES.

IF THE PERMIT REQUIRES A CERTIFICATE OF OCCUPANCY, IT MUST BE PAID FOR AND ISSUED TO THE OWNER OR DESIGNEE BEFORE THE SPACE MAY BE OCCUPIED.

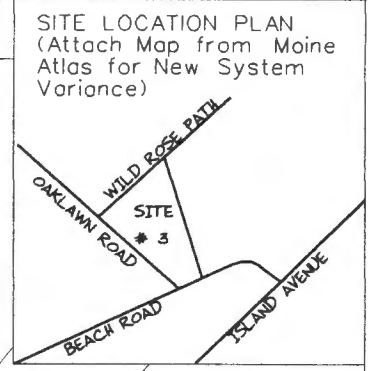
SUBSURFACE WASTEWATER DISPOSAL SYSTEM APPLICATION

Maine Department of Human Services
Division of Health Engineering, Station 10 SHS
(207) 287-5672 FAX (207) 287-4172

Town, City, Plantation
PORTLAND, PEAKS ISLAND

Street, Road Subdivision
3 OAKLAWN ROAD

Owner's Name
TERRY ZIPPER



NOTE: PROPERTY INFORMATION APPROXIMATED PER TOWN TAX MAP & MAINE OFFICE OF GIS AERIAL PHOTOGRAPH. VERIFY PROPERTY LINES IN FIELD PRIOR TO INSTALLATION TO ASSURE PROPER SETBACKS.

SOIL DESCRIPTION AND CLASSIFICATION (Location of Observation Holes Shown Above)

Observation Hole TP I Test Pit Boring
" Depth of Organic Horizon Above Mineral Soil

Depth Below Mineral Soil Surface (inches)	Texture	Consistency	Color	Mottling
0			DARK BROWN	
10	COBBLY SANDY LOAM	FRIABLE		
20			YELLOWISH BROWN	
30		REFUSAL		
40				
50				

Soil Classification: **2** Profile
 Slope: **AIII** Condition
 Limiting Factor: **1-4 %**
 Ground Water
 Restrictive Layer
 Bedrock
 Pit Depth

Observation Hole TB A-E Test Pit Boring
" Depth of Organic Horizon Above Mineral Soil

Depth Below Mineral Soil Surface (inches)	Texture	Consistency	Color	Mottling
10				
20				
30				
40				
50				

Soil Classification: _____ Profile
 Slope: _____ %
 Limiting Factor: _____
 Ground Water
 Restrictive Layer
 Bedrock
 Pit Depth

Albert Frick
Site Evaluator Signature

163
SE

7/9/2012
Date

Page 2 of 3
HHE-200 Rev. 10/02

SUBSURFACE WASTEWATER DISPOSAL SYSTEM APPLICATION

Maine Department of Human Services
 Division of Health Engineering, Station 10 SHS
 (207) 287-5672 FAX (207) 287-4172

Town, City, Plantation

Street, Road, Subdivision

Owner's Name

PORTLAND, PEAKS ISLAND

3 OAKLAWN ROAD

TERRY ZIPPER

NOTE: SET SEPTIC TANK AT HIGH ENOUGH ELEVATION TO ASSURE GRAVITY FLOW (RAISE PLUMBING, IF NECESSARY) OR PROVIDE PUMP STATION

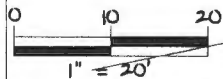
SUBSURFACE WASTEWATER DISPOSAL PLAN

SCALE 1" = 20 FT.

NEW 1000 GALLON CONCRETE SEPTIC TANK LOCATE WHERE FEASIBLE, 5' MIN. FROM BUILDING STRUCTURE 4' MIN. FROM PROPERTY LINE

4" DIA SDR 35 SOLID PVC

DISTRIBUTION BOX, INSULATE WITH MIN. 2" INSULATION PER CODE



FILL REQUIREMENTS

Depth of Fill (Upslope) : 13" - 15"
 Depth of Fill (Downslope) : 17" - 19"
 DEPTHS AT CROSS-SECTION (shown below)

CONSTRUCTION ELEVATIONS

Finished Grade Elevation
 Top of ~~Proprietary Device~~
 Bottom of Disposal Area

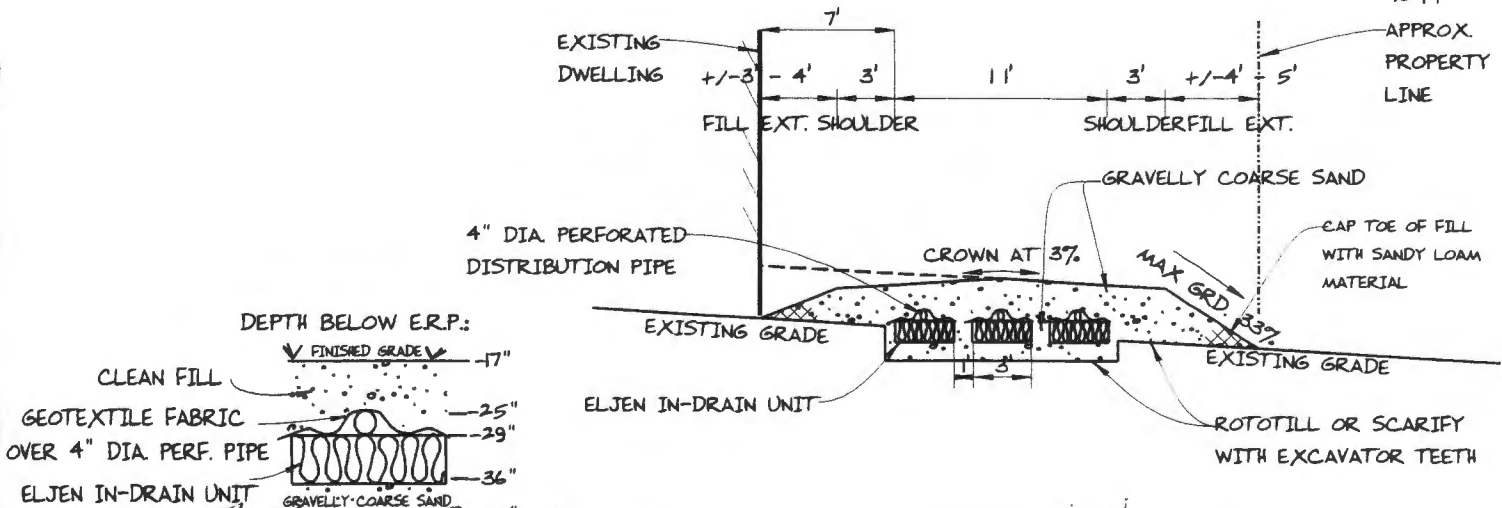
SEE
 DETAIL
 BELOW

ELEVATION REFERENCE POINT

Location & Description **BOTTOM OF SIDING, 27" ABOVE GRADE**
 Reference Elevation is: 0.0" or -----

DISPOSAL AREA CROSS SECTION

SCALE:
 VERTICAL: 1" = 5 FT
 HORIZONTAL: 1" = 10 FT



DEPTH BELOW E.R.P.:

- FINISHED GRADE -17"
- CLEAN FILL -25"
- GEOTEXTILE FABRIC -29"
- OVER 4" DIA PERF. PIPE -36"
- ELJEN IN-DRAIN UNIT -42"

Albert Frick
 Site Evaluator Signature

163
 SE

7/9/2012
 Date

Page 3 of 3
 HHE-200 Rev. 10/02



Albert Frick Associates, Inc.

Soil Scientists & Site Evaluators

95A County Road Gorham, Maine 04038

(207) 839-5563

PORTLAND, PEAKS ISLAND

3 OAKLAWN ROAD

TERRY ZIPPER

TOWN

LOCATION

APPLICANT'S NAME

1) The Plumbing and Subsurface Wastewater Disposal Rules adopted by the State of Maine, Division of Health and Human Services pursuant to 22 M.R.S.A. § 42 (the "Rules") are incorporated herein by reference and made a part of this application and shall be consulted by the owner/applicant, the system installer and/or building contractor for further construction details and material specifications. The system Installer should contact Albert Frick Associates, Inc. 839-5563, if there are any questions concerning materials, procedures or designs. The system installer and/or building contractor installing the system shall be solely responsible for compliance with the Rules and with all state and municipal laws and ordinances pertaining to the permitting, inspection and construction of subsurface wastewater disposal systems.

2) This application is intended to represent facts pertinent to the Rules only. It shall be the responsibility of the owner/applicant, system Installer and/or building contractor to determine compliance with and to obtain permits under all applicable local, state and/or federal laws and regulations (including, without limitation, Natural Resources Protection Act, wetland regulations, zoning ordinances, subdivision regulations, Site Location of Development Act and Minimum Lot Size law) before installing this system or considering the property on which the system is to be installed a "buildable" lot. It is recommended that a wetland scientist be consulted regarding wetland regulations. Prior to the commencement of construction/installation, the local plumbing inspector or Code Enforcement Officer shall inform the owner/applicant and Albert Frick Associates, Inc of any local ordinances which are more restrictive than the Rules in order that the design may be amended. All designs are subject to review by local, state and/or federal authorities. Albert Frick Associates, Inc.'s liability shall be limited to revisions required by regulatory agencies pursuant to laws or regulations in effect at the time of preparation of this application.

3) All information shown on this application relating to property lines, well locations, subsurface structures and underground facilities (such as utility lines, drains, septic systems, water lines, etc.) are based upon information provided by the owner/applicant and has been relied upon by Albert Frick Associates, Inc. in preparing this application. The owner/applicant shall review this application prior to the start of construction and confirm this information. Well locations on abutting properties but not readily visible above grade should be confirmed by the owner/applicant prior to system installation to assure minimum setbacks.

4) Installation of a garbage (grinder) disposal is not recommended. If one is installed, an additional 1000 gallon septic tank or a septic tank filter shall be connected in series to the proposed septic tank. Risers and covers should be installed over the septic tank outlet per the "Rules" to allow for easy maintenance of filter.

5) The septic tank should be pumped within two years of installation and subsequently as recommended by the pump service, but in no event should the septic tank be pumped less often than every three years.

The system user shall avoid introducing kitchen grease or fats into this system. Chemicals such as septic tank cleaners and/or chlorine (such as from water treatment units) and controlled or hazardous substances shall not be disposed of in this system. Additives such as yeast or enzymes are discouraged, since they have not been proven to extend system life.

6) All septic tanks, pump stations and additional treatment tanks shall be installed to prevent ground water and surface water infiltration. Risers and covers should be properly installed to provide access while preventing surface water intrusion to within 6" of a finished ground surface.


Vehicular traffic over disposal system is prohibited unless specifically designed with H-20 rated components.

ATTACHMENT TO SUBSURFACE WASTEWATER DISPOSAL APPLICATION

PORTLAND, PEAKS ISLAND	3 OAKLAWN ROAD	TERRY ZIPPER
TOWN	LOCATION	APPLICANT'S NAME

- 7) The actual waste water flow or number of bedrooms shall not exceed the design criteria indicated on this application without a re-evaluation of the system as proposed
- 8) The general minimum setbacks between a well (public or private) and septic system serving a single family residence is 100-300 feet, unless the local municipality has a more stringent requirement. A well installed by an abutter within the minimum setback distances prior to the issuance of a permit for the proposed disposal system may void this design.
- 9) When a gravity system is proposed: BEFORE CONSTRUCTION/INSTALLATION BEGINS, the system installer or building contractor shall review the elevations of all points given in this application and the elevation of the existing and/or proposed building drain and septic tank inverts for compatibility to minimum pitch requirements. In gravity systems, the invert of the septic tank(s) outlet(s) should be at least 4 inches above the invert of the distribution box outlet at the disposal area.
- 10) When an effluent pump is required: Pump stations should be sized per manufacturer's specifications to meet lift requirements and friction loss. Provisions shall be made to make certain that surface and ground water does not enter the septic tank or pump station, by sealing/grouting all seams and connections, and by placement of a riser and lid at or above grade. An alarm device warning of a pump failure shall be installed. Also, when pumping is required of a chamber system, install a ' T ' connection in the distribution box and place 3 inches of stone or a splash plate in the first chamber. Insulate gravity pipes, pump lines and the distribution box as necessary to prevent freezing.
- 11) On all systems, remove the vegetation, organic duff and old fill material from under the disposal area and any fill extension. Additional fill beyond indicated on plan may be necessary to replace organic matter. On sites where the proposed system is to be installed in natural soil, scarify the bottom and sides of the excavated disposal area with a rake. Do not use wheeled equipment on the scarified soil surface. For systems installed in fill, scarify the native soil by roto-tilling or scarifying with teeth of backhoe to a depth of at least 8 inches over the entire disposal and fill extension area to prevent glazing and to promote fill bonding. Place fill in loose layers no deeper than 8 inches and compact before placing more fill (this ensures that voids and loose pockets are eliminated to minimize the chance of leakage or differential settling). Do not use wheeled equipment on the scarified soil area until after 12 inches of fill is in place. Keep equipment off proprietary devices. Divert the surface water away from the disposal area by ditching or shallow landscape swales.
- 12) Unless noted otherwise, fill shall be gravelly coarse sand, which contains no more than 5% fines (silt and clay). Crushed stone shall be clean and free of any rock dust from the crushing process.
- 13) Do not install systems on loamy, silty, or clayey soils during wet periods since soil smearing/glazing may seal off the soil interface.
- 14) Seed all filled and disturbed surfaces with perennial grass seed, with 4" min. soil or soil amendment mix suitable for growing, then mulch with hay or equivalent material to prevent erosion. Alternatively, bark or permanent landscape mulch may be used to cover system. Woody trees or shrubs are not permitted on the disposal area or fill extensions.
- 15) If an advanced wastewater treatment unit is part of the design, the system shall be operated and maintained per manufacturer's specifications.





Department of Health and Human Services
Maine Center for Disease Control and Prevention
286 Water Street
11 State House Station
Augusta, Maine 04333-0011
Tel: (207) 287-5672
Fax: (207) 287-4172; TTY: 1-800-606-0215

SUBSURFACE WASTEWATER DISPOSAL SYSTEM VARIANCE REQUEST

This form must accompany an application (HHE-200 Form) for any subsurface wastewater disposal system which requires a variance to provisions of the Subsurface Wastewater Disposal Rules. The Local Plumbing Inspector must not issue a permit for the installation of a subsurface wastewater disposal system requiring a variance from the Department of Health and Human Services until approval has been received from the Department.

GENERAL INFORMATION _____ Town of Portland (Peak Island)

Property Owner Name: Terry Zipper Tel. No.: 831-8850

System's Location: 3 Oaklawn Avenue (Map 90, Lot G-1)

Property Owner's Address: 16 Hollis Road, Portland, Maine Zip Code 04103

e-mail address: _____

The subsurface wastewater disposal system design for the subject property requires a replacement system variance first time system variance to the Subsurface Wastewater Disposal Rules. This variance requires local approval local and state approval.

SPECIFIC VARIANCE REQUESTED (To be filled in by Site Evaluator. Use additional sheets if needed.)	SECTION OF RULE
1. <u>To allow a replacement disposal area to be installed 7' from dwelling and property line</u>	<u>Sec. 8 (Table 8 A)</u>
2. <u>To allow a replacement septic tank 5' min. from dwelling, 4' min. from property line</u>	<u>Sec. 8 (Table 8 A)</u>
3. <u>To allow 3 : 1 slope fill extensions as necessary</u>	_____

SITE EVALUATOR

When a property is found to be unsuitable for subsurface wastewater disposal by a licensed Site Evaluator, the Evaluator shall so inform the property owner. If the property owner, after exploring all other alternatives, wishes to request a variance to the Rules, and the Evaluator in his professional opinion feels the variance request is justified and the site limitations can be overcome, he shall document the soil and site conditions on the Application. The Evaluator shall list the specific variances necessary plus describe below the proposed system design and function. The Evaluator shall further describe how the specific site limitations are to be overcome, and provide any other support documentation as required prior to consideration by the Department. Attach a separate sheet if necessary.

I, ALBERT FRICK, S.E., certify that a variance to the Rules is necessary since a system cannot be installed which will completely satisfy all the Rule requirements. In my judgment, the proposed system design on the attached Application is the best alternative available; enhances the potential of the site for subsurface wastewater disposal; and that the system should function properly.


Albert Frick SIGNATURE OF SITE EVALUATOR 7/9/2012 DATE

PROPERTY OWNER

I, Danielle Mulkern, am the owner agent for the owner of the subject property. I understand that the installation on the Application is not in total compliance with the Rules. Should the proposed system malfunction, I release all concerned provided they have performed their duties in a reasonable and proper manner, and I will promptly notify the Local Plumbing Inspector and make any corrections required by the Rules. By signing the variance request form, I acknowledge permission for representatives of the Department to enter onto the property to perform such duties as may be necessary to evaluate the variance request.

Danielle M. Mulkern LPA Inc. SIGNATURE OF OWNER 8/17/12 DATE

AGENT FOR THE OWNER



Department of Health and Human Services
Maine Center for Disease Control and Prevention
286 Water Street
11 State House Station
Augusta, Maine 04333-0011
Tel: (207) 287-5672
Fax: (207) 287-4172; TTY: 1-800-606-0215

SUBSURFACE WASTEWATER DISPOSAL SYSTEM VARIANCE REQUEST

This form must accompany an application (HHE-200 Form) for any subsurface wastewater disposal system which requires a variance to provisions of the Subsurface Wastewater Disposal Rules. The Local Plumbing Inspector must not issue a permit for the installation of a subsurface wastewater disposal system requiring a variance from the Department of Health and Human Services until approval has been received from the Department.

GENERAL INFORMATION		Town of <u>Portland (Peak Island)</u>
Property Owner Name:	<u>Terry Zipper</u>	Tel. No.: <u>831-8850</u>
System's Location:	<u>3 Oaklawn Avenue (Map 90, Lot G-1)</u>	
Property Owner's Address:	<u>16 Hollis Road, Portland, Maine</u>	Zip Code <u>04103</u>
e-mail address: _____		

The subsurface wastewater disposal system design for the subject property requires a replacement system variance first time system variance to the Subsurface Wastewater Disposal Rules. This variance requires local approval local and state approval.

SPECIFIC VARIANCE REQUESTED (To be filled in by Site Evaluator. Use additional sheets if needed.)	SECTION OF RULE
1. <u>To allow a replacement disposal area to be installed 7' from dwelling and property line</u>	<u>Sec. 8 (Table 8 A)</u>
2. <u>To allow a replacement septic tank 5' min. from dwelling, 4' min. from property line</u>	<u>Sec. 8 (Table 8 A)</u>
3. <u>To allow 3 : 1 slope fill extensions as necessary</u>	_____

SITE EVALUATOR

When a property is found to be unsuitable for subsurface wastewater disposal by a licensed Site Evaluator, the Evaluator shall so inform the property owner. If the property owner, after exploring all other alternatives, wishes to request a variance to the Rules, and the Evaluator in his professional opinion feels the variance request is justified and the site limitations can be overcome, he shall document the soil and site conditions on the Application. The Evaluator shall list the specific variances necessary plus describe below the proposed system design and function. The Evaluator shall further describe how the specific site limitations are to be overcome, and provide any other support documentation as required prior to consideration by the Department. Attach a separate sheet if necessary.

I, ALBERT FRICK, S.E., certify that a variance to the Rules is necessary since a system cannot be installed which will completely satisfy all the Rule requirements. In my judgment, the proposed system design on the attached Application is the best alternative available; enhances the potential of the site for subsurface wastewater disposal; and that the system should function properly.

Albert Frick SIGNATURE OF SITE EVALUATOR 7/9/2012 DATE

PROPERTY OWNER

I, Danielle Mulkern, am the owner agent for the owner of the subject property. I understand that the installation on the Application is not in total compliance with the Rules. Should the proposed system malfunction, I release all concerned provided they have performed their duties in a reasonable and proper manner, and I will promptly notify the Local Plumbing Inspector and make any corrections required by the Rules. By signing the variance request form, I acknowledge permission for representatives of the Department to enter onto the property to perform such duties as may be necessary to evaluate the variance request.

Danielle M. Mulkern LPA Inc. SIGNATURE OF OWNER 8/17/12 DATE
 AGENT FOR THE OWNER

LOCAL PLUMBING INSPECTOR - Approval at local level

The local plumbing inspector shall review all First Time System Variance requests prior to rendering a decision.

I, Jonathan R.oux, the undersigned, have visited the above property and find that the variance request submitted by the applicant does not conform with certain provisions of the wastewater disposal rules. The variance request submitted by the applicant is the best alternative for a subsurface wastewater disposal system on this property. The proposed system (does does not) conflict with any provisions controlling subsurface wastewater disposal in the shoreland zone. Therefore, I (do do not) approve the requested variance. I (will will not) issue a permit for the system's installation as proposed by the application.

JR
LPI Signature

09/06/2012
Date

LOCAL PLUMBING INSPECTOR - Referral to the Department

The local plumbing inspector shall review all First Time System Variance requests prior to forwarding to the Division of Environmental Health.

I, _____, the undersigned, have visited the above property and find that the variance request submitted by the applicant does not conform with certain provisions of the wastewater disposal rules. The variance request submitted by the applicant is the best alternative for a subsurface wastewater disposal system on this property. The proposed system (does does not) conflict with any provisions controlling subsurface wastewater disposal in the shoreland zone. Therefore, I (do do not) recommend the issuance of a permit for the system's installation as proposed by the application.

LPI Signature

Date

FOR USE BY THE DEPARTMENT ONLY

The Department has reviewed the variance(s) and (does does not) give its approval. Any additional requirements, recommendations, or reasons for the Variance denial, are given in the attached letter.

SIGNATURE OF THE DEPARTMENT

DATE

- Notes: 1. Variances for soil conditions may be approved at the local level as long as the total point assessment is at least the minimum allowed. (See Section 7.B.4 of the Subsurface Wastewater Disposal Rules for Municipal Review.)
2. Variances for other than soil conditions or soil conditions beyond the limit of the LPI's authority are to be submitted to the Department for review. (See Section 7.B.3 for Department Review.) The LPI's signature is required on these variance requests prior to sending them to the Department.

SOIL, SITE AND ENGINEERING FACTORS FOR FIRST TIME SYSTEM VARIANCE ASSESSMENT WITH LIMITING SOIL DRAINAGE CONDITIONS (SEE TABLES 7C THROUGH 7M).

	CHARACTERISTIC	POINT ASSESSMENT
Soil Profile		
Depth to Groundwater/Restrictive Layer		
Terrain		
Size of Property		
Waterbody Setback		
Water Supply		
Type of Development		
Disposal Area Adjustment		
Vertical Separation Distance		
Additional Treatment		
	TOTAL POINT ASSESSMENT:	

Minimum Points (Check One): Outside Shoreland Zone-50 Inside Shoreland Zone-65 Subdivision-65



PORTLAND MAINE

Strengthening a Remarkable City, Building a Community for Life • www.portlandmaine.gov

Receipts Details:

Tender Information: Check , BusinessName: Lionel Plante Associates, Check Number: 31175
Tender Amount: 260.00

Receipt Header:

Cashier Id: gguertin
Receipt Date: 8/21/2012
Receipt Number: 47308

Receipt Details:

Referance ID:	7718	Fee Type:	PL-NonEng
Receipt Number:	0	Payment Date:	
Transaction Amount:	250.00	Charge Amount:	250.00
Job ID: Job ID: 2012-08-4761-SUBSRF - complete non-engineered system			
Additional Comments:			

Referance ID:	7719	Fee Type:	BPPLAD
Receipt Number:	0	Payment Date:	
Transaction Amount:	10.00	Charge Amount:	10.00
Job ID: Job ID: 2012-08-4761-SUBSRF - complete non-engineered system			

Additional Comments:

Thank You for your Payment!