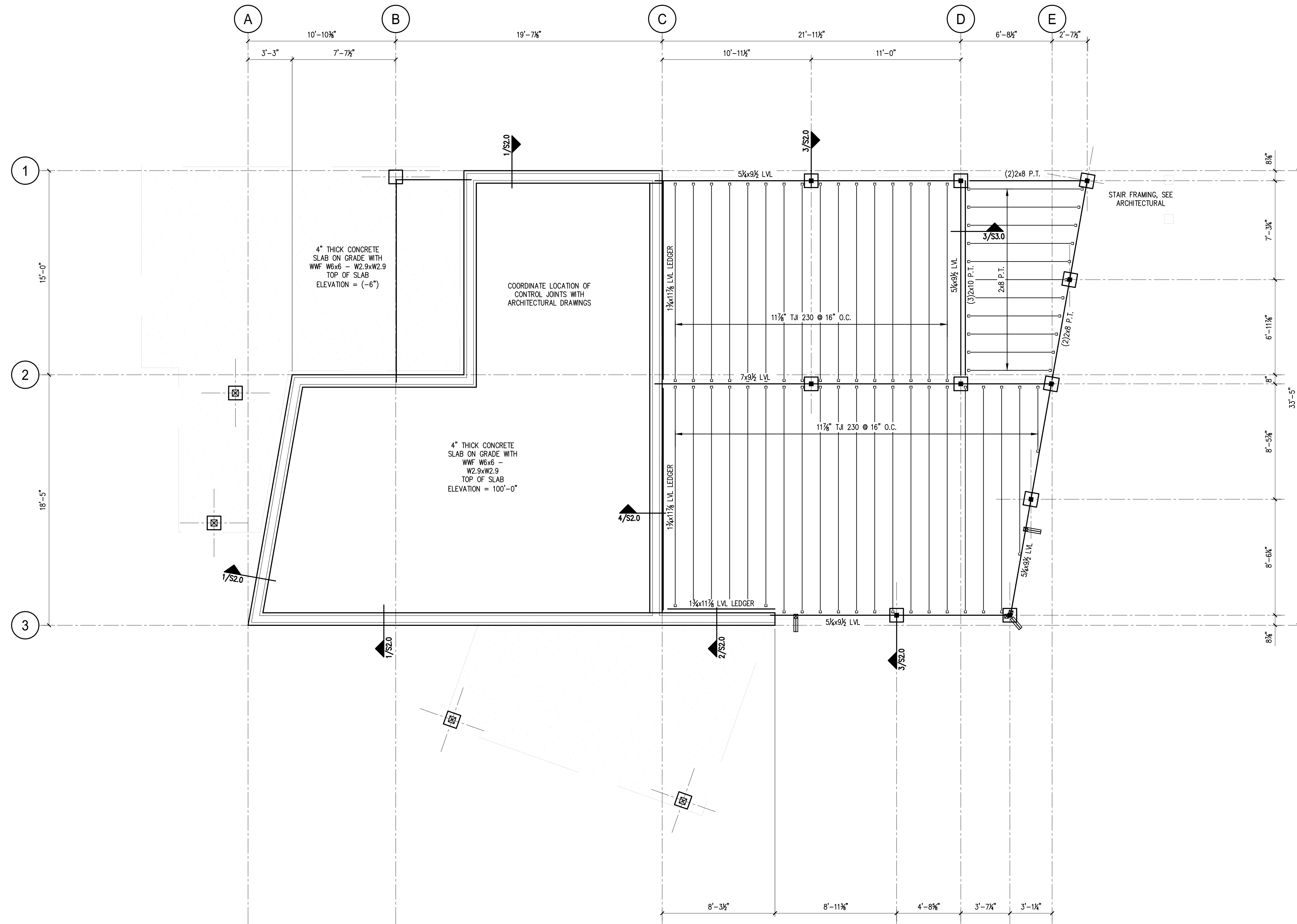


PLAN
NORTH




FIRST FLOOR FRAMING PLAN

SCALE: 1/4" = 1'-0"

NOTES:

1. PROVIDE SIMPSON JOIST HANGERS AT ALL JOIST ENDS, TYP.
2. WINDOW HEADERS SHALL BE (2)-2x10's w/ 1/2" PLYWOOD LAMS, U.N.O., SEE S3.0
3. ALL EXTERIOR WALLS SHALL BE SHEATHED ON ONE SIDE WITH 1/2" APA RATED SHEATHING. NAIL EXTERIOR SHEATHING PANEL EDGES @ 4" o.c. BLOCK AND STAGGER ALL PANEL EDGES. SPACE NAILS AT 12" o.c. AT INTERMEDIATE PANEL EDGES.
4. COORDINATE ROOF SLOPES WITH ARCHITECTURAL DRAWINGS.


PRINTED: Jun 22, 2016



424 Fore Street
 Portland, ME 04101
 Phone 207.842.2800
 Fax 207.842.2828
 www.cascobayengineering.com

CLIENT:
**KAPLAN THOMPSON
 ARCHITECTS**

102 EXCHANGE STREET, 2nd FLOOR
 PORTLAND, MAINE 04101



STENZEL - WALSH
 PEAKS ISLAND
 PORTLAND, MAINE

NEW RESIDENCE

No.	DESCRIPTION	DR.	CHKD. BY	DATE
A	ISSUED FOR PERMIT	PR	PR	4-1-16
B	ISSUED FOR PRICING	PR	PR	5-26-16
C	GENERAL REVISIONS	PR	PR	6-8-16
D	ISSUED FOR CONSTRUCTION	PR	PR	6-22-16

SHEET TITLE:

FIRST FLOOR
 FRAMING PLAN

DESIGNED: PR
 DRAWN: PR
 DATE: 03-29-16
 PROJECT NUMBER: 16-010

S1.1