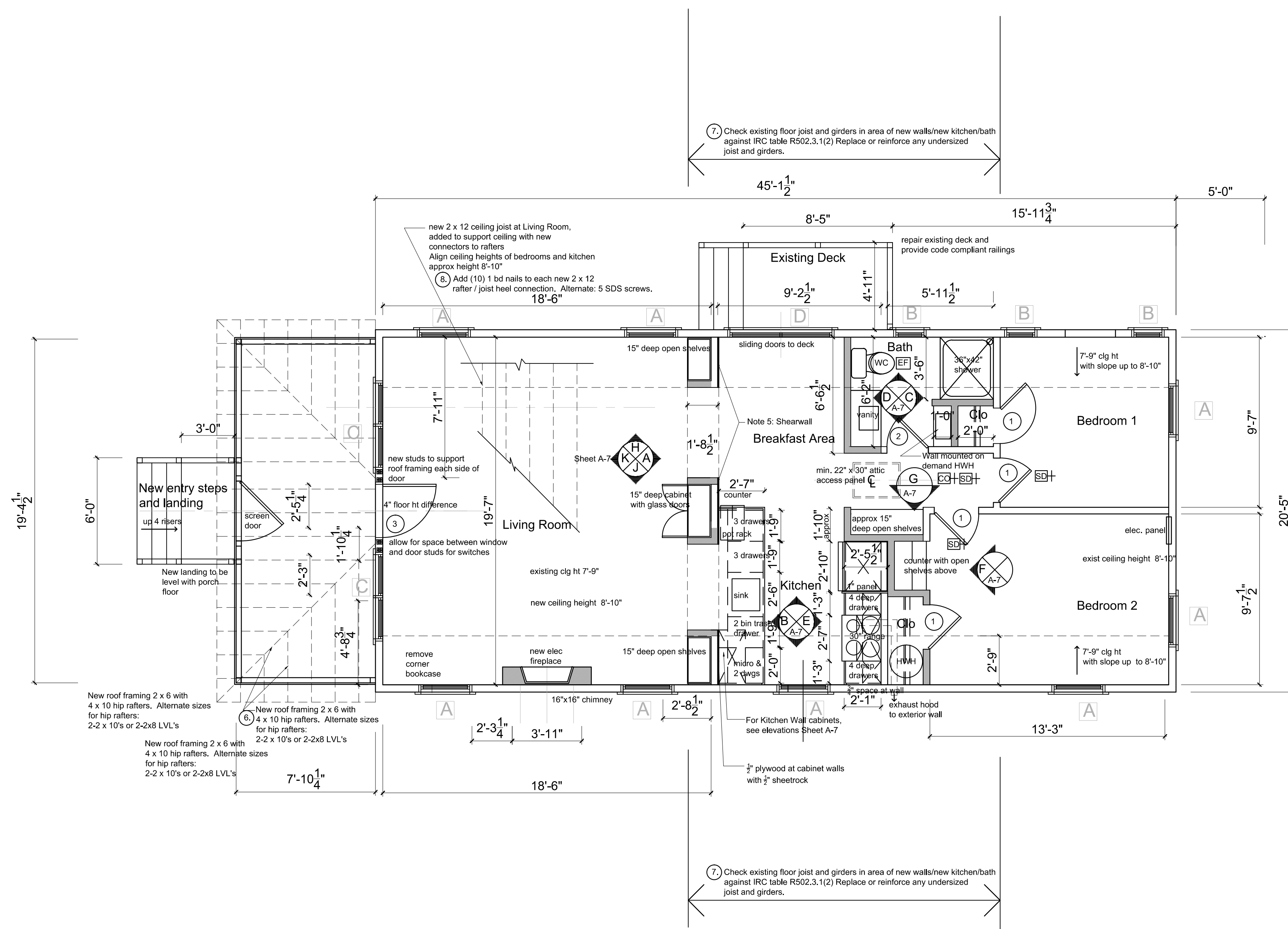


professional seal

consultants



WALL TYPES

- Existing walls to be removed
- Existing walls to remain 2x4 or 2x6
- New walls of 2 x 4 wood frame construction
- New or exist 8" conc. foundation Piers
- SMOKE DETECTOR HARD WIRE TO PANEL WITH BATTERY BACK-UP INTERCONNECTED
- EXHAUST FAN
- CO2 DETECTOR

GENERAL ARCHITECTURAL NOTES

1. All existing exterior walls are 2x4 construction.
2. Provide new 1/2" gyp wall bd on interior of bedrooms, bath and kitchen, and Living Room ceiling.
3. Remove existing wood paneling in the Living Room and reuse as noted on plan for Wall Paneling.
4. Replace existing exterior wood shingles with White Cedar Mabec shingles, on cedar breather, Typar house wrap and 3/4" exterior grade plywood. Apply new plywood over existing sheathing. Attach plywood to bottom of existing rim joist with 3" nail spacing top and bottom, and 6" spacing at plywood edges and 12" nail spacing at other studs.
5. Add new 3 1/2" fiberglass insulation between studs. Add 5 1/2" fiberglass insulation to attic. Add 2" spray foam insulation to floor.
6. New roof framing 2 x 6 with 4 x 10 hip rafters. Alternate sizes for hip rafters: 2-2 x 10's or 2-2x8 LVL's
7. Check existing floor joist and girders in area of new walls/new kitchen/bath against IRC table R502.3.1(2) Replace or reinforce any undersized joist and girders.
8. Add (10) 1 bd nails to each new 2 x 12 rafter / joist heel connection. Alternate: 5 SDS screws.
9. Add Simpson H1 ties at every rafter/plate connection

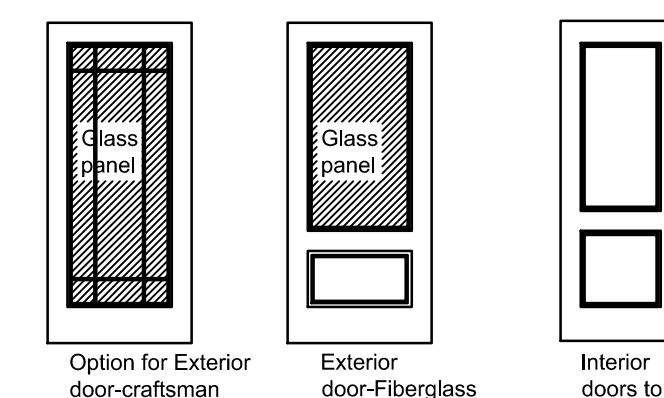
WINDOW and SLIDING DOOR SCHEDULE-JeldWen Flat casing vinyl windows and sliding door.

MARK	QTY	MODEL NUMBER	ROUGH OPENING	FRAME SIZE	TYPE	Lite pattern	REMARKS/NOTES
A	8	MDHC 3660	36" X 60" meets egress requirements	35 1/2" X 59 1/2"	Double hung	2 over 1	JELD WEN Flat casing vinyl
B	3	MDRC 2254	22" X 54"	21 1/2" X 53 1/2"	Double hung	2 over 1	JELD WEN Flat casing vinyl
C	2	MDRC 6060	60" X 60"	59 1/2" X 59 1/2"	Double hung	2 over 1	JELD WEN Flat casing vinyl
D	1	8 PDC 7280	72" X 80"	71 1/2" X 79 1/2"	double sliding doors	1	JELD WEN Flat casing vinyl sliding doors

SEE SHOP DRAWING FOR WINDOW AND DOOR ROUGH OPENINGS

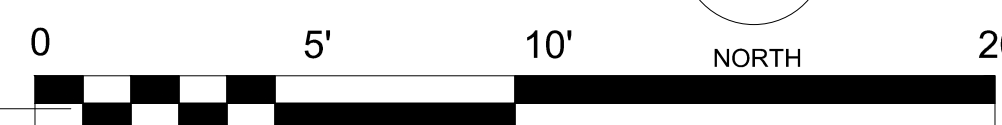
INTERIOR DOOR SCHEDULE

MARK	QTY	WIDTH	HEIGHT	THICKNESS	TYPE	PANEL	REMARKS/NOTES
1	1	2'-6"	6'-8"	1 1/2"	HINGED	2 PANEL	douglas fir-clear finish
2	1	2'-4"	6'-8"	1 1/2"	HINGED	2 PANEL	douglas fir-clear finish
3	1	3'-0"	6'-8"	1 1/2"	HINGED	Therma-Tru glass door with one panel	



scale : 1/4" = 1'-0"

FIRST FLOOR -NEW WALLS, DOORS AND WINDOWS



SCALE: 1/4" = 1'-0"

First floor plan
Interior partitions and
Windows

A .3