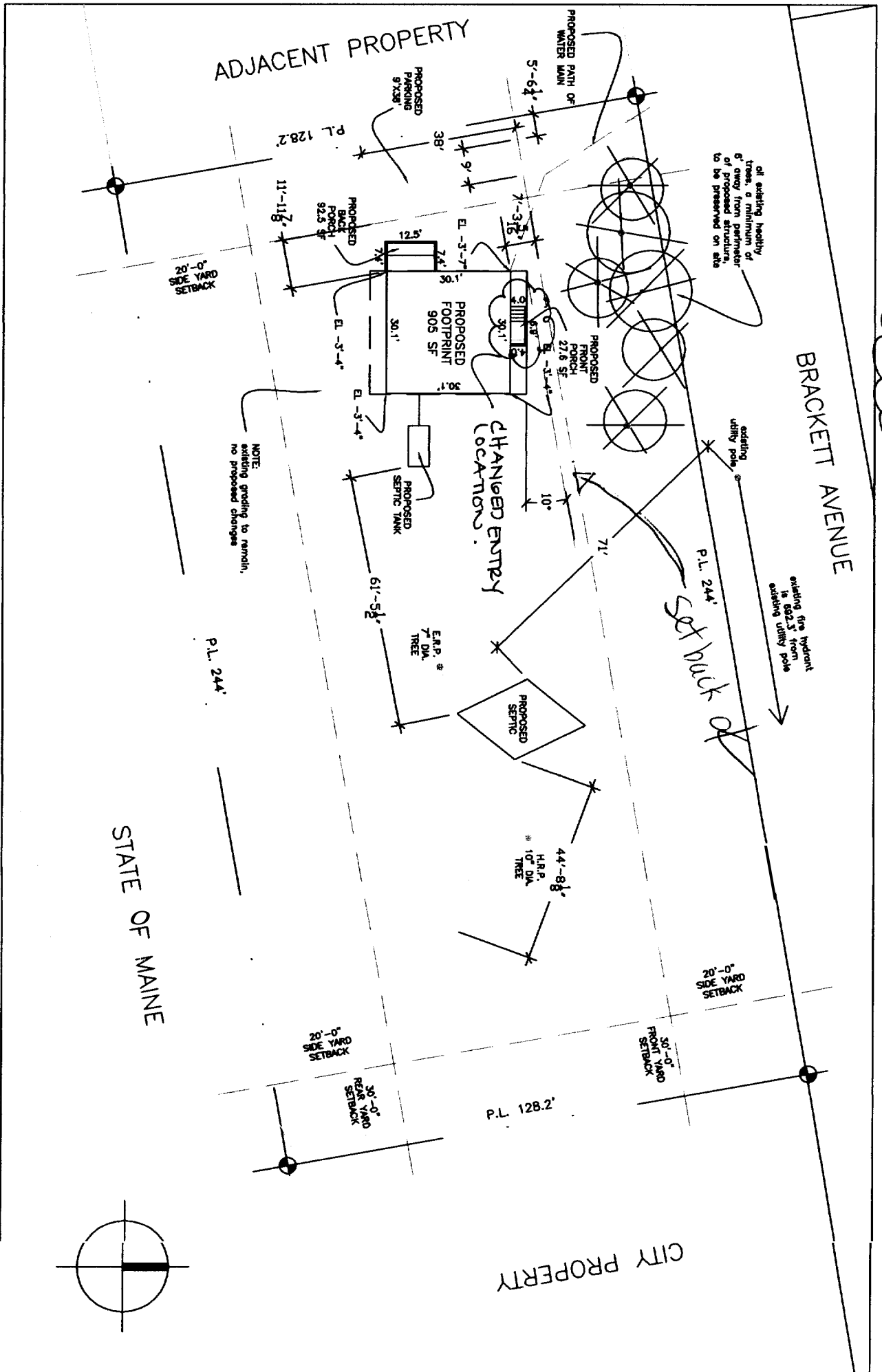


THOMPSON JOHNSON WOODWORKS

115 ISLAND AVENUE
PEAKS ISLAND ME 04108
207.766.5919

EXISTING LOT AREA 31,230 SF
(X.20=6,246 MAXIMUM COVERAGE)
TOTAL AREA NEW CONSTRUCTION 1,025.1 SF

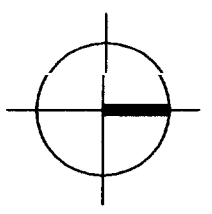
BRACKETT AVENUE



CITY PROPERTY

ADJACENT PROPERTY

STATE OF MAINE




R 1

Notes

PLOT PLAN

REVISION SET

NOV 9 2004



Handwritten signature

CITY OF PORTLAND, MAINE
APPROVED CONSTRUCTION PLANS

DEC - 3 2004

SUPERSEDES ALL
PRIOR DATED PLANS

CITY OF PORTLAND, MAINE
APPROVED CONSTRUCTION PLANS

DEC - 8 2004

SUPERSEDES ALL
PRIOR DATED PLANS

PROJECT THOMPSON RESIDENCE	
DATE	REVISED
3.11.04	4.28.04
	6.17.04
SCALE	DRAWN BY
1/2" = 1'-0"	BG, TT, OZ
ITEM	11.10.0

THOMPSON JOHNSON WOODWORKS

115 ISLAND AVENUE
PEAKS ISLAND ME 04108
207.766.5919

R2

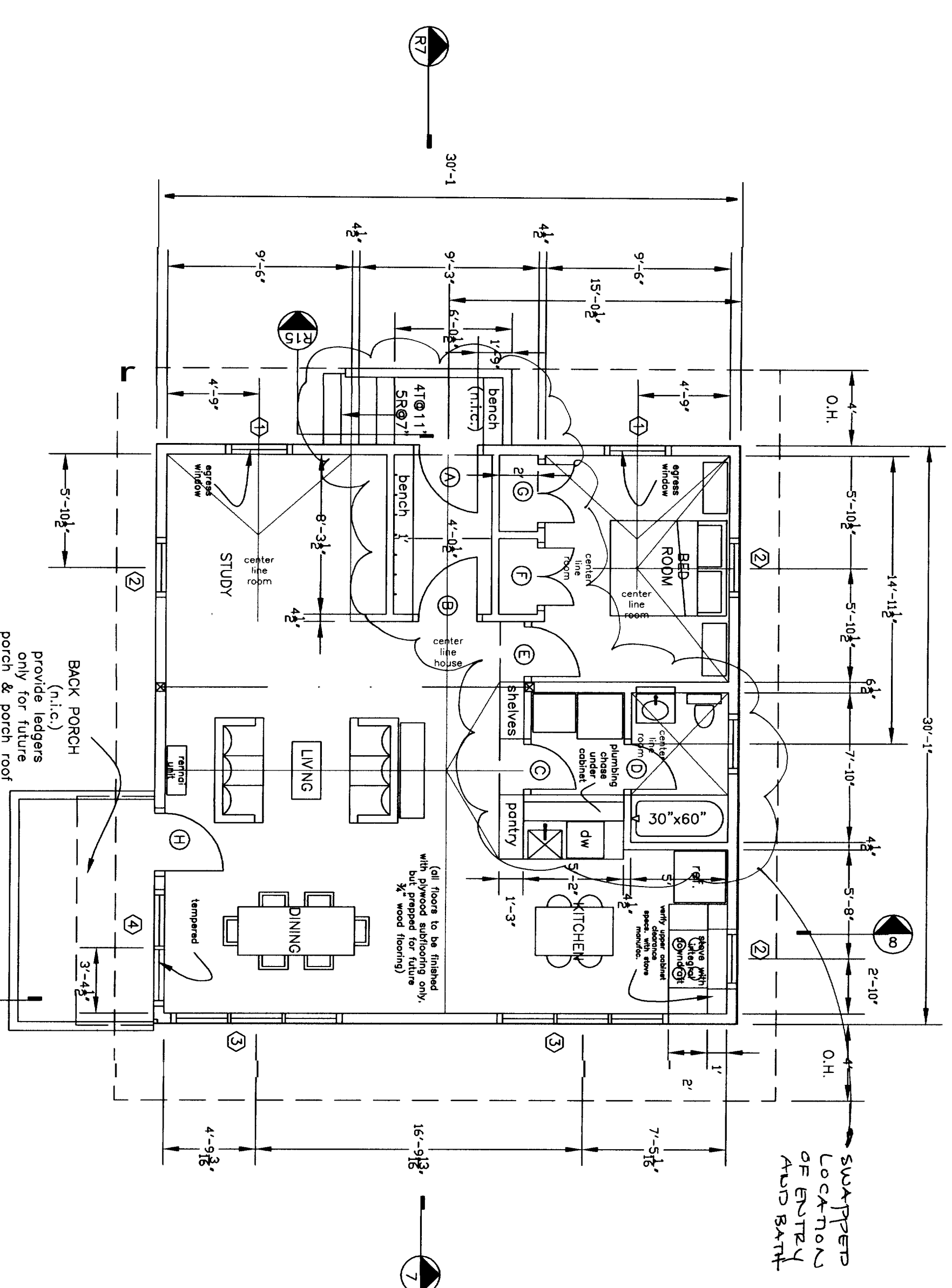
Notes

Revision:
First Floor Plan

PROJECT
THOMPSON RESIDENCE

DATE	8.10.04	REVISED	9.8.04
SCALE	3/16" = 1'-0"	DRAWN BY	11.18.04

ITEM	
------	--



* NOTE: ALL WINDOW SIZES HAVE CHANGED
SEE R19 FOR WINDOW SCHEDULE

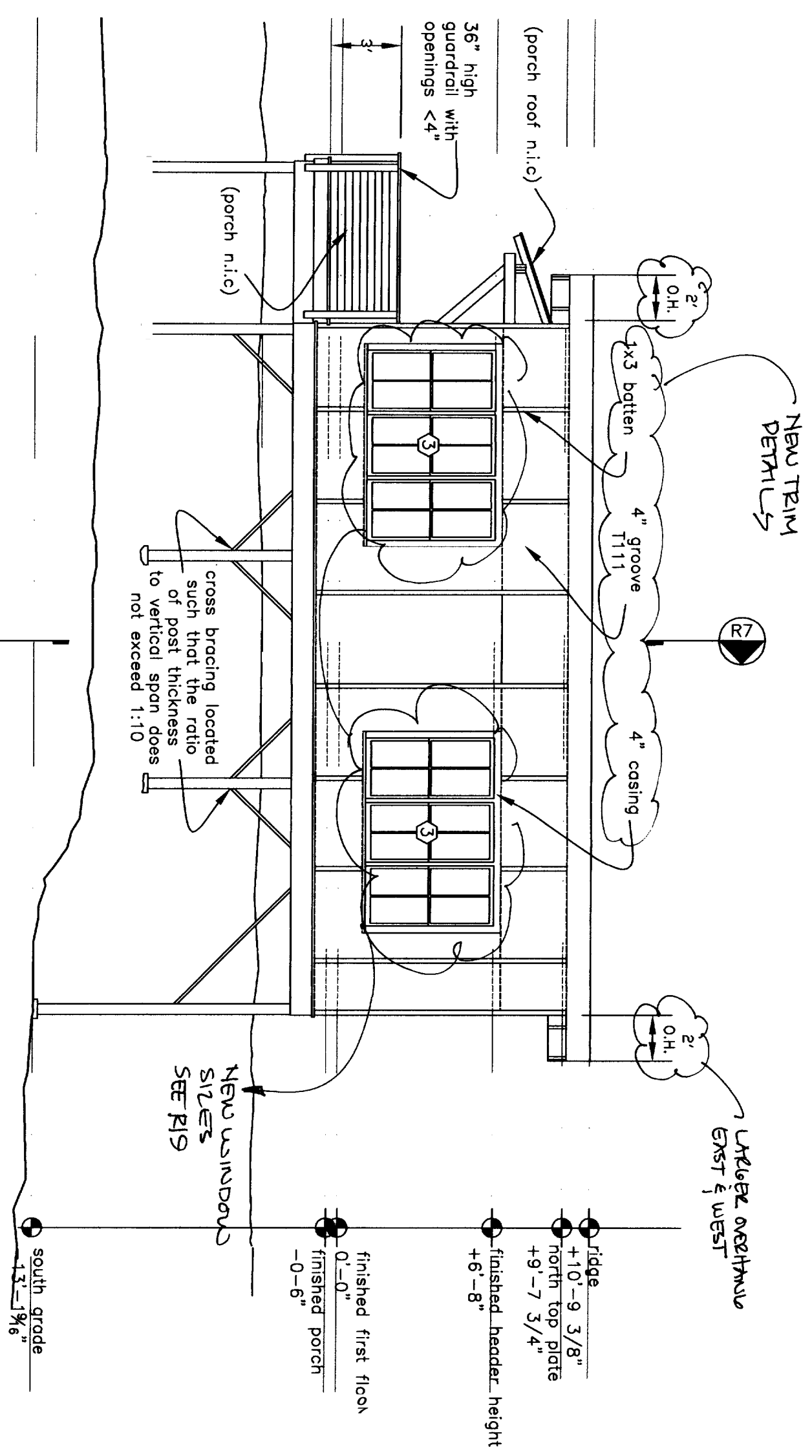
THOMPSON JOHNSON WOODWORKS

115 ISLAND AVENUE
PEAKS ISLAND ME 04108
207.766.5919

R3

NOTES

Revision:
South Elevation



PROJECT
THOMPSON RESIDENCE

DATE	8.10.04	REVISED	9.8.04
SCALE	3/16" = 1'-0"	DRAWN BY	11.18.02
ITEM			

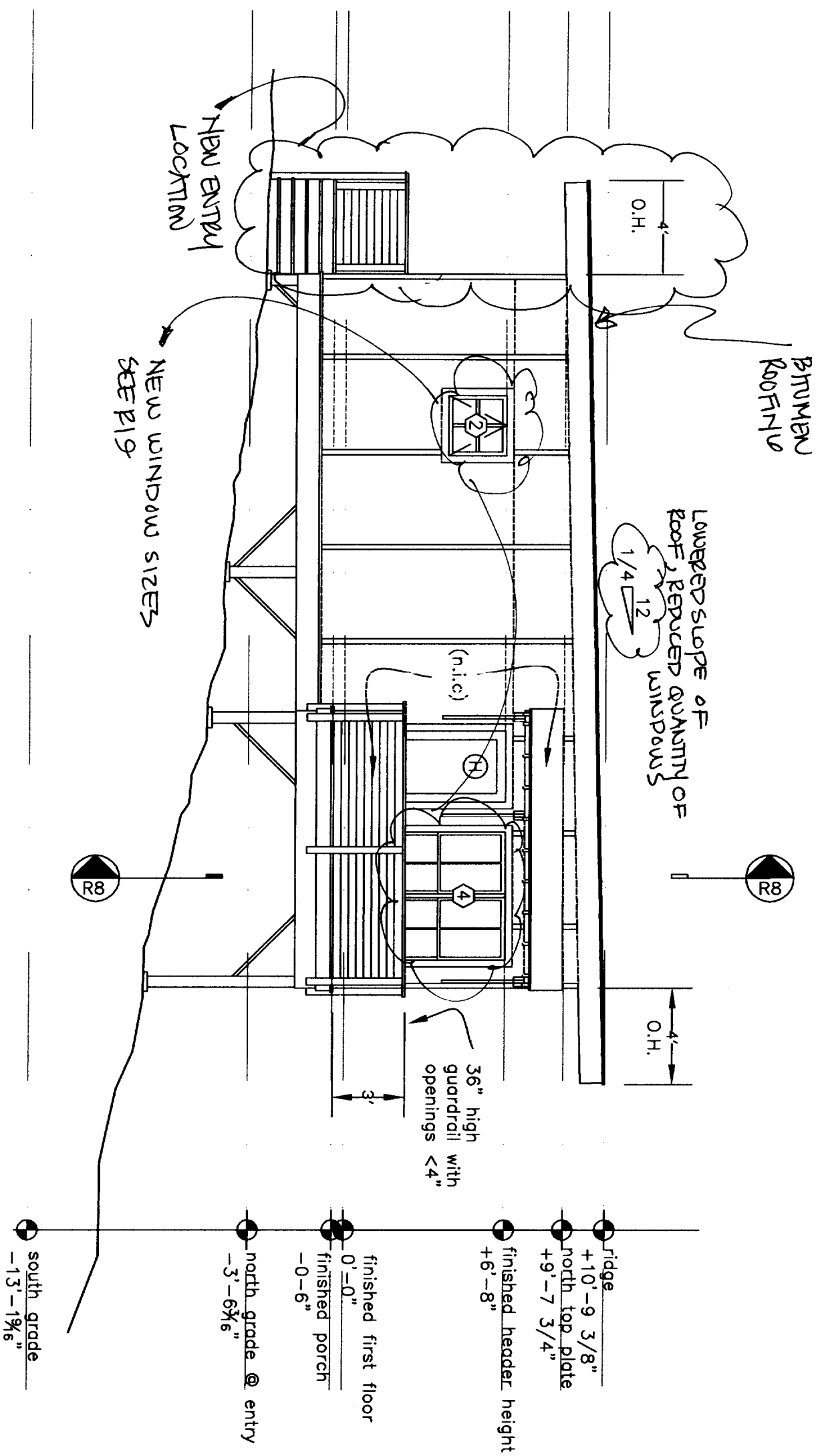
THOMPSON JOHNSON WOODWORKS

115 ISLAND AVENUE
PEAKS ISLAND ME 04108
207.766.5919

R4

Notes

Revision:
West Elevation



PROJECT
THOMPSON RESIDENCE

DATE 8.10.04
REVISED 9.8.04
11.18.04

SCALE 3/16" = 1'-0"
DRAWN BY

ITEM

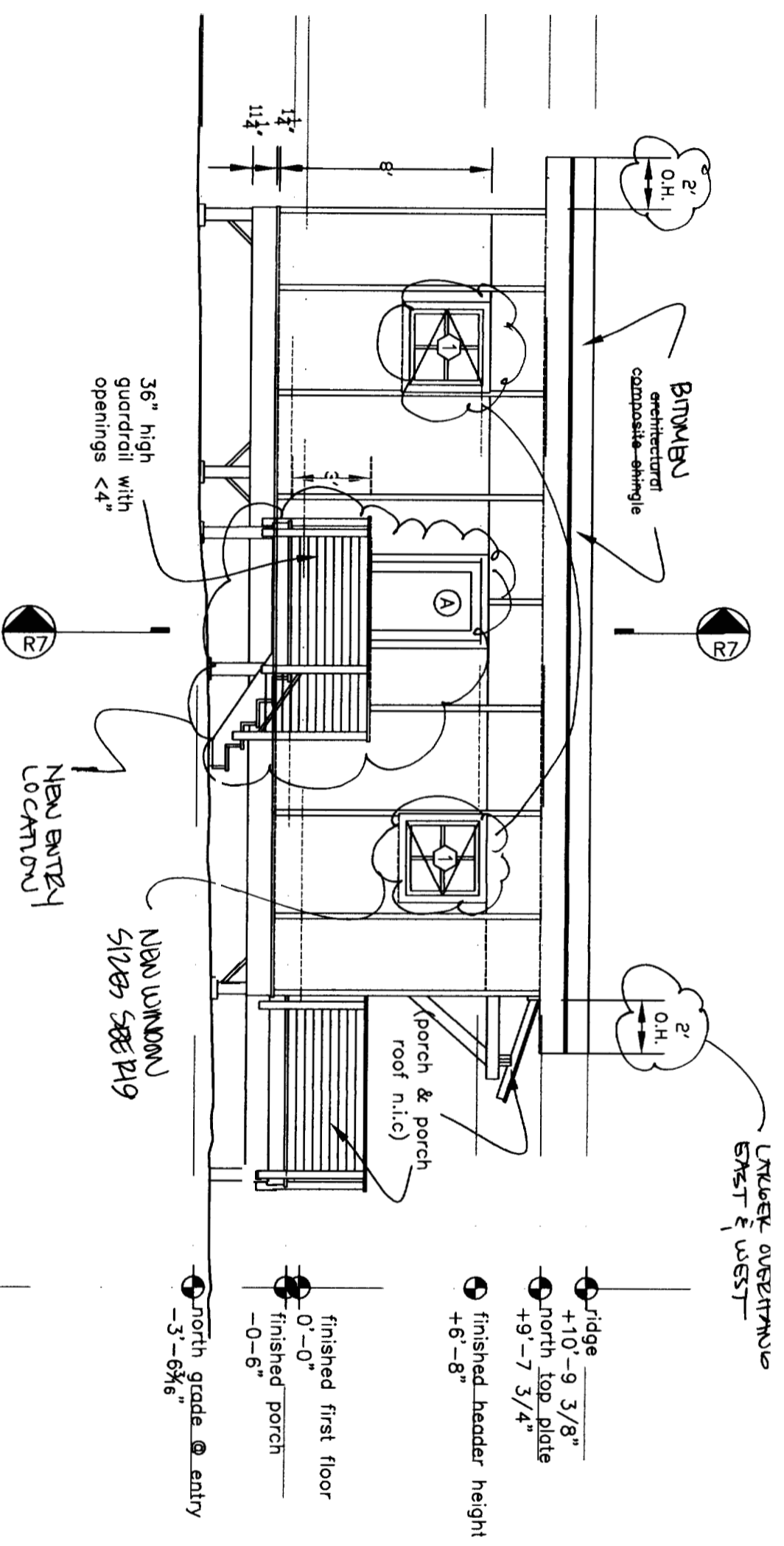
THOMPSON JOHNSON WOODWORKS

115 ISLAND AVENUE
PEAKS ISLAND ME 04108
207.766.5919

R5

Notes

Revision:
North Elevation



PROJECT THOMPSON RESIDENCE	
DATE 8.10.04	REVISED 9.8.04 11.18.0
SCALE 3/16" = 1'-0"	DRAWN BY [Signature]
ITEM	

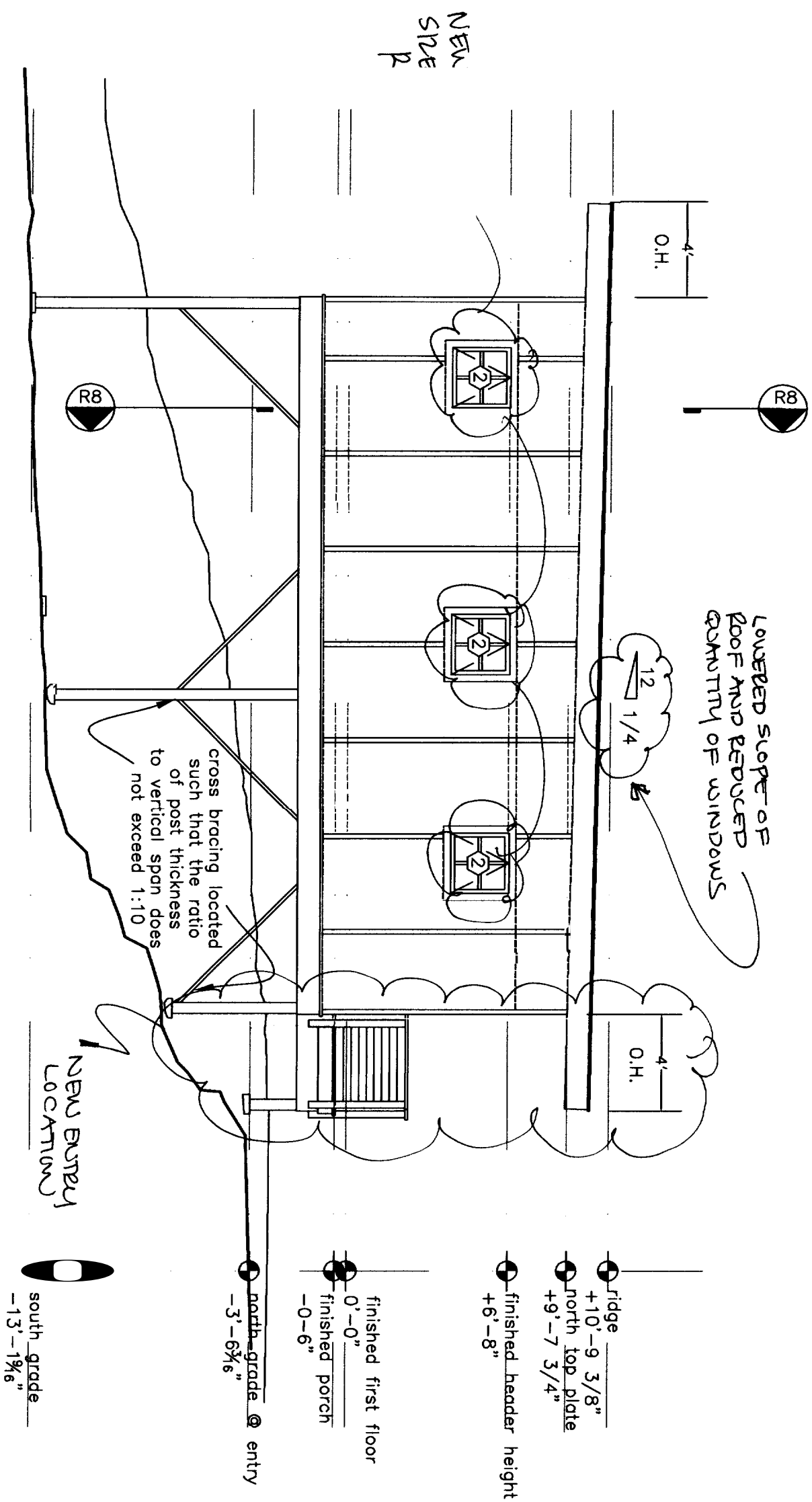
THOMPSON JOHNSON WOODWORKS

115 ISLAND AVENUE
PEAKS ISLAND ME 04108
207.766.5919

R6

NOTES

Revision:
East Elevation



PROJECT
THOMPSON RESIDENCE

DATE
8.10.04

REVISED
9.8.04

SCALE

3/16"=1'-0"

DRAWN BY
11.18.04

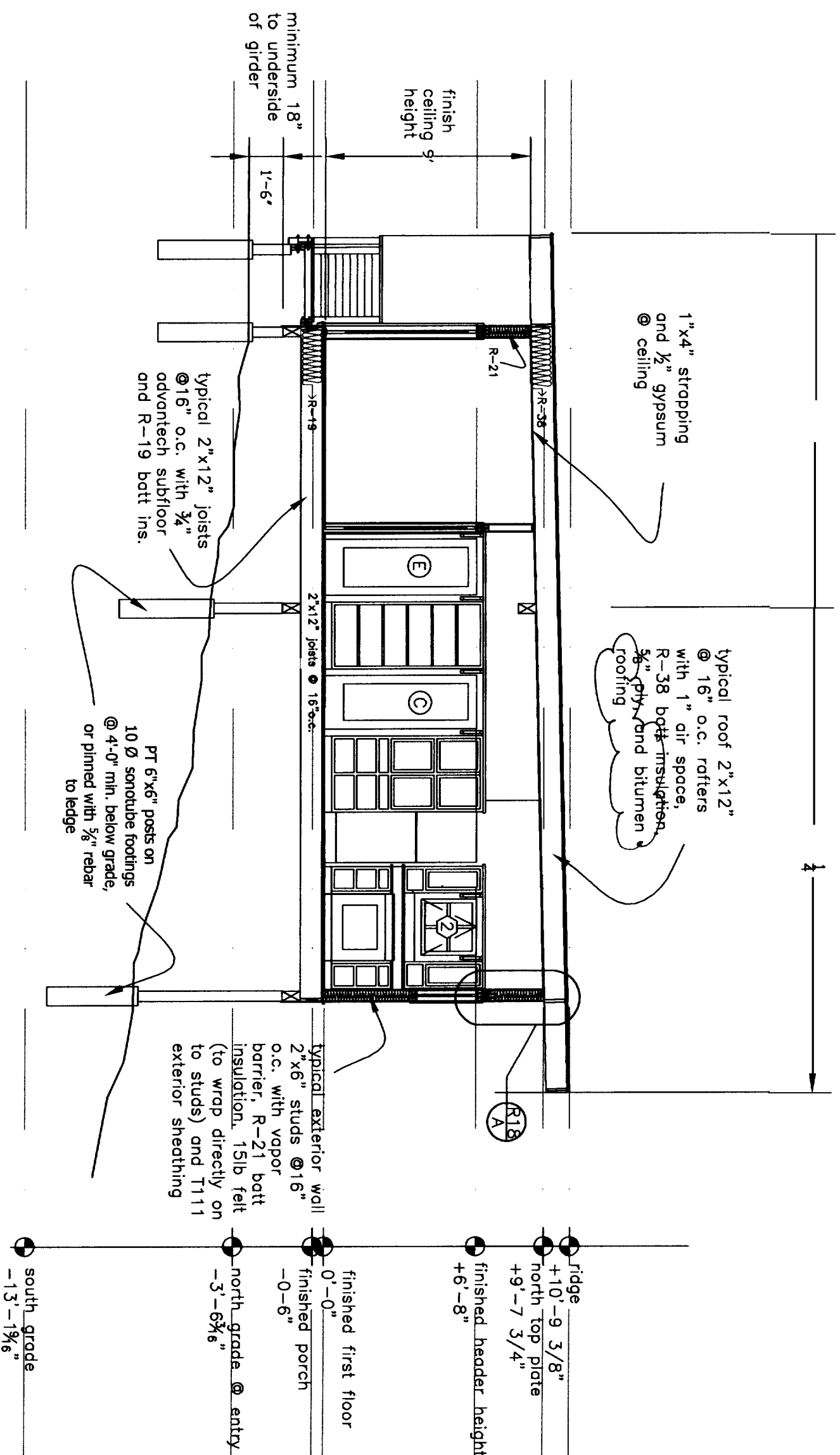
THOMPSON JOHNSON WOODWORKS

115 ISLAND AVENUE
PEAKS ISLAND ME 04108
207.766.5919

R7

Notes

Revision:
Cross Section
North/South



PROJECT
THOMPSON RESIDENCE

DATE
8.10.04

REVISED
9.8.04
11.18.04

SCALE
3/16" = 1'-0"

DRAWN
BY

ITEM

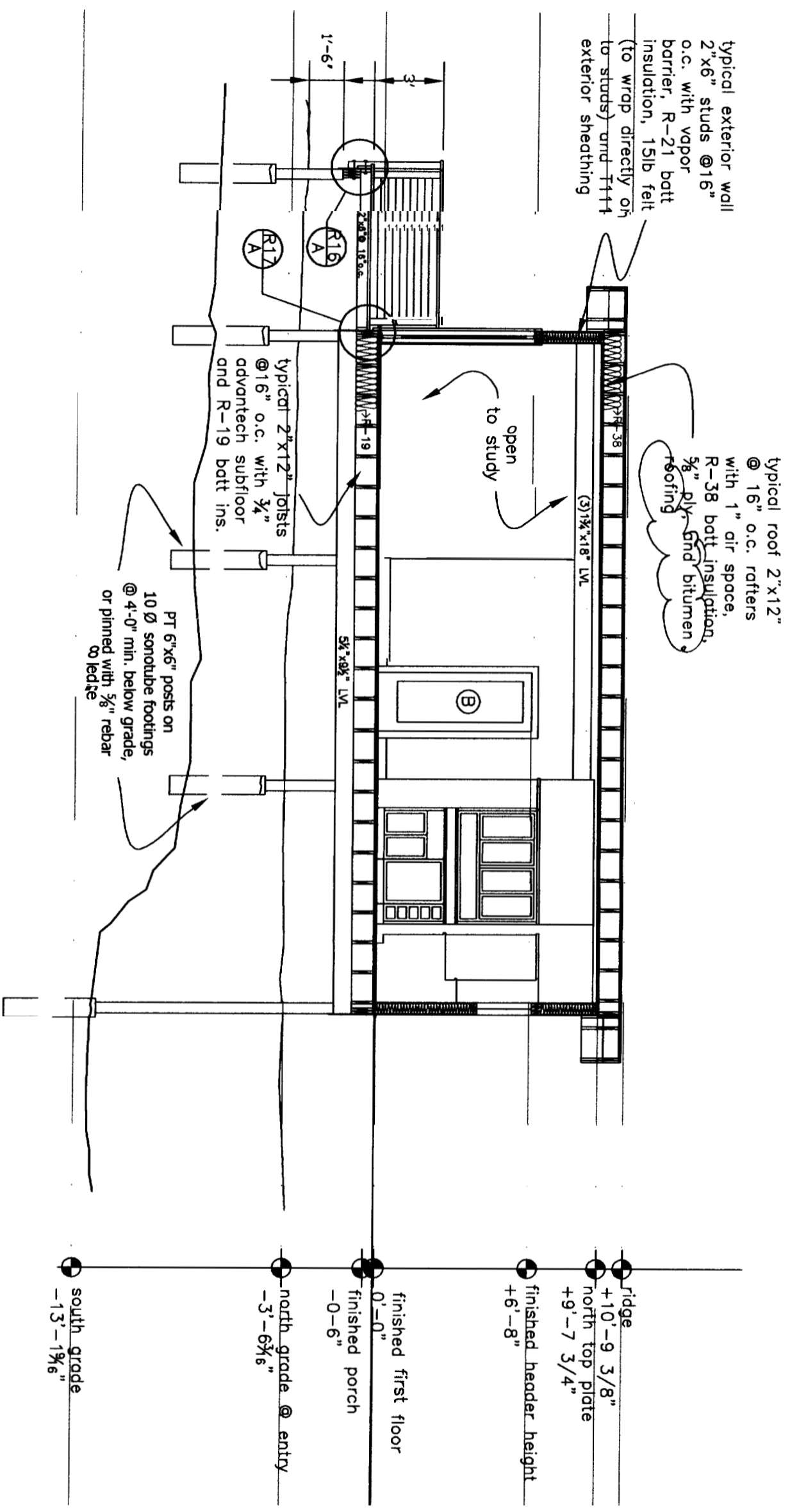
THOMPSON JOHNSON WOODWORKS

115 ISLAND AVENUE
PEAKS ISLAND ME 04108
207.766.5919

R8

Notes

Revision:
Longitudinal Section



PROJECT
THOMPSON RESIDENCE

DATE 8.10.04 REVISED 9.8.04
11.18.04

SCALE 3/16" = 1'-0" DRAWN BY

ITEM

THOMPSON JOHNSON WOODWORKS
 115 ISLAND AVENUE
 PEAKS ISLAND ME 04108
 207.766.5919

R9

Notes

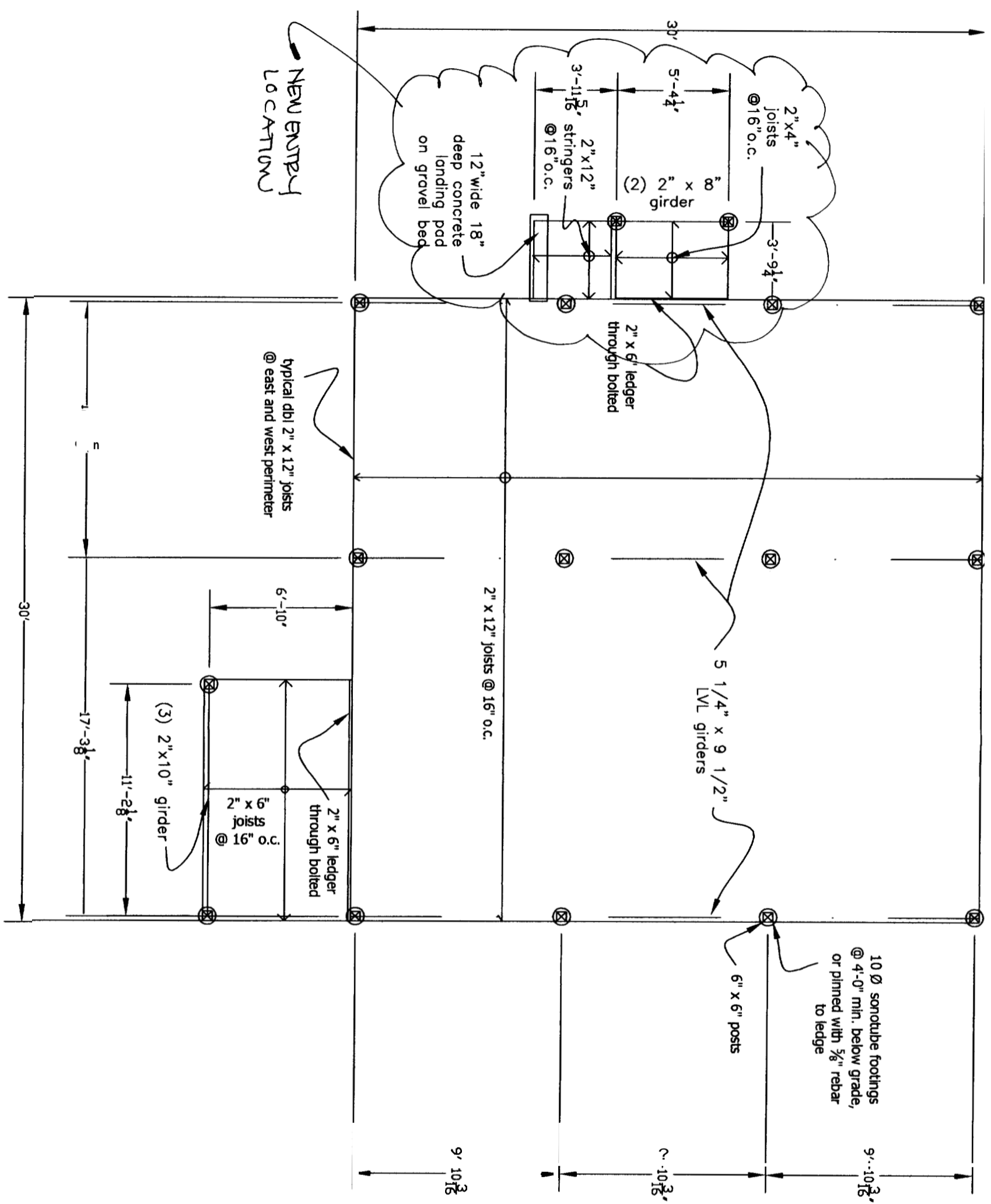
Revision:
 Foundation/First
 Floor Framing

PROJECT
 THOMPSON RESIDENCE

DATE 8.10.04 REVISED 9.8.04
 11.18.04

SCALE 3/16" = 1'-0" DRAWN BY

ITEM



NEW ENTRY
 LOCATION

typical dbl 2" x 12" joists
 @ east and west perimeter

2" x 6" ledger
 through bolted

5 1/4" x 9 1/2"
 LVL girders

10 Ø sonotube footings
 @ 4'-0" min. below grade,
 or pinned with 5/8" rebar
 to ledge

6" x 6" posts

2" x 12" joists @ 16" o.c.

(3) 2" x 10" girder

2" x 6" joists
 @ 16" o.c.

2" x 6" ledger
 through bolted

9'-10 3/8"

9'-10 3/8"

9'-10 3/8"

30'

30'

12" wide 18"
 deep concrete
 landing pad
 on gravel bed

2" x 4"
 joists
 @ 16" o.c.

(2) 2" x 8"
 girder

2" x 12"
 stringers
 @ 16" o.c.

30'

5'-4 1/2"

3'-11 5/8"

3'-9 1/4"

6'-10"

17'-3 1/8"

11'-2 1/8"

9'-10 3/8"

9'-10 3/8"

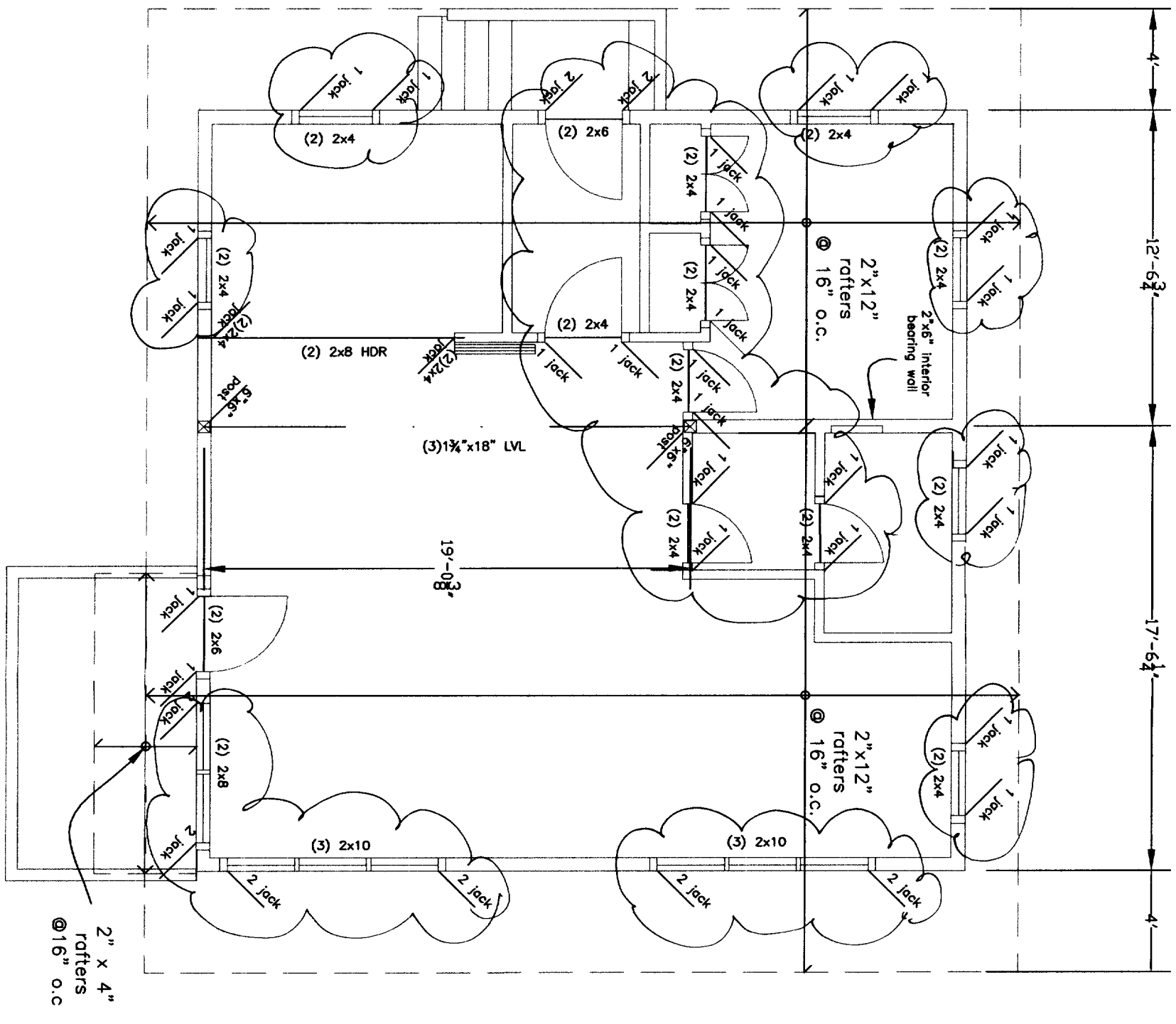
THOMPSON JOHNSON WOODWORKS

115 ISLAND AVENUE
PEAKS ISLAND ME 04108
207.766.5919

R10

Notes

Revision:
First Floor Ceiling/
Roof Framing



PROJECT
THOMPSON RESIDENCE

DATE 8.10.04
REVISED 9.8.04
11.18.04

SCALE 3/16" = 1'-0"
DRAWN BY

ITEM

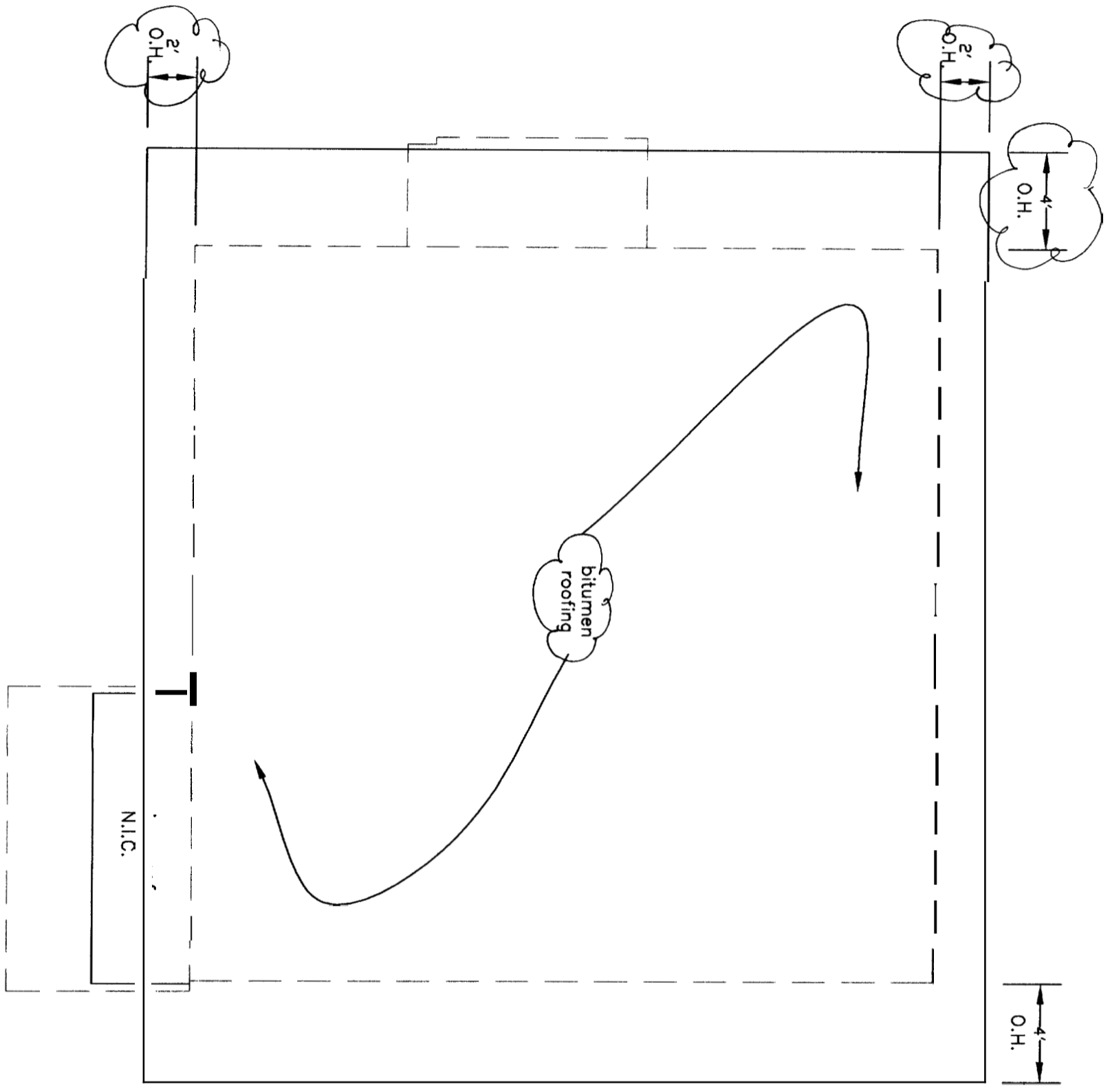
THOMPSON JOHNSON WOODWORKS

115 ISLAND AVENUE
PEAKS ISLAND ME 04108
207.766.5919

R11

NOTES

Revision:
Roof Plan



PROJECT
THOMPSON RESIDENCE

DATE 8.10.04 REVISED 9.8.04
11.18.09

SCALE 3/16"=1'-0" DRAWN BY

ITEM


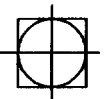
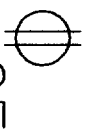

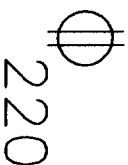


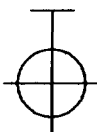






THOMPSON JOHNSON WOODWORKS

115 ISLAND AVENUE
 PEAKS ISLAND ME 04108
 207.766.5919

R12

Notes

Electrical Key

	duplex		ceiling mount light fixture
	ground-fault circuit interrupter		pendant light fixture
	220 volt		recessed can light fixture
	switch		wall sconce light fixture
	wet location wall sconce light fixture		track lighting
	dimmer switch		fluorescent locally switched
	smoke detector		
	minimum 50 cfm vent fan		

MIN. 50
CFM

PROJECT
THOMPSON RESIDENCE

DATE	8.10.04	REVISED	9.8.04 11.18.04
SCALE	3/16" = 1'-0"	DRAWN BY	
ITEM			

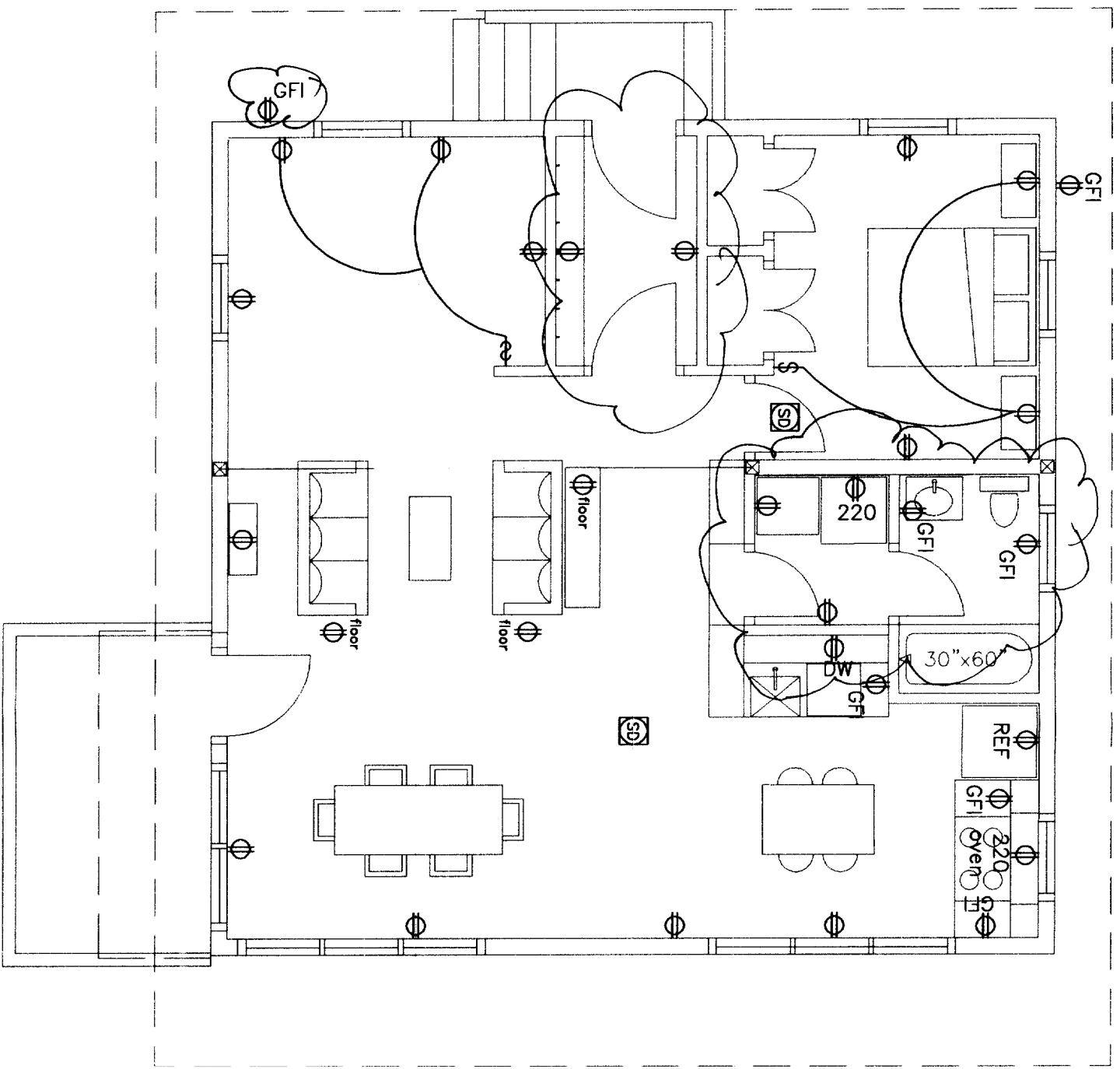
THOMPSON JOHNSON WOODWORKS

115 ISLAND AVENUE
PEAKS ISLAND ME 04108
207.766.5919

R13

Notes

Revision:
Power Plan



PROJECT
THOMPSON RESIDENCE

DATE
8.10.04

REVISOR
9.8.04

SCALE
3/16" = 1'-0"

DRAWN BY
11.18.04

ITEM

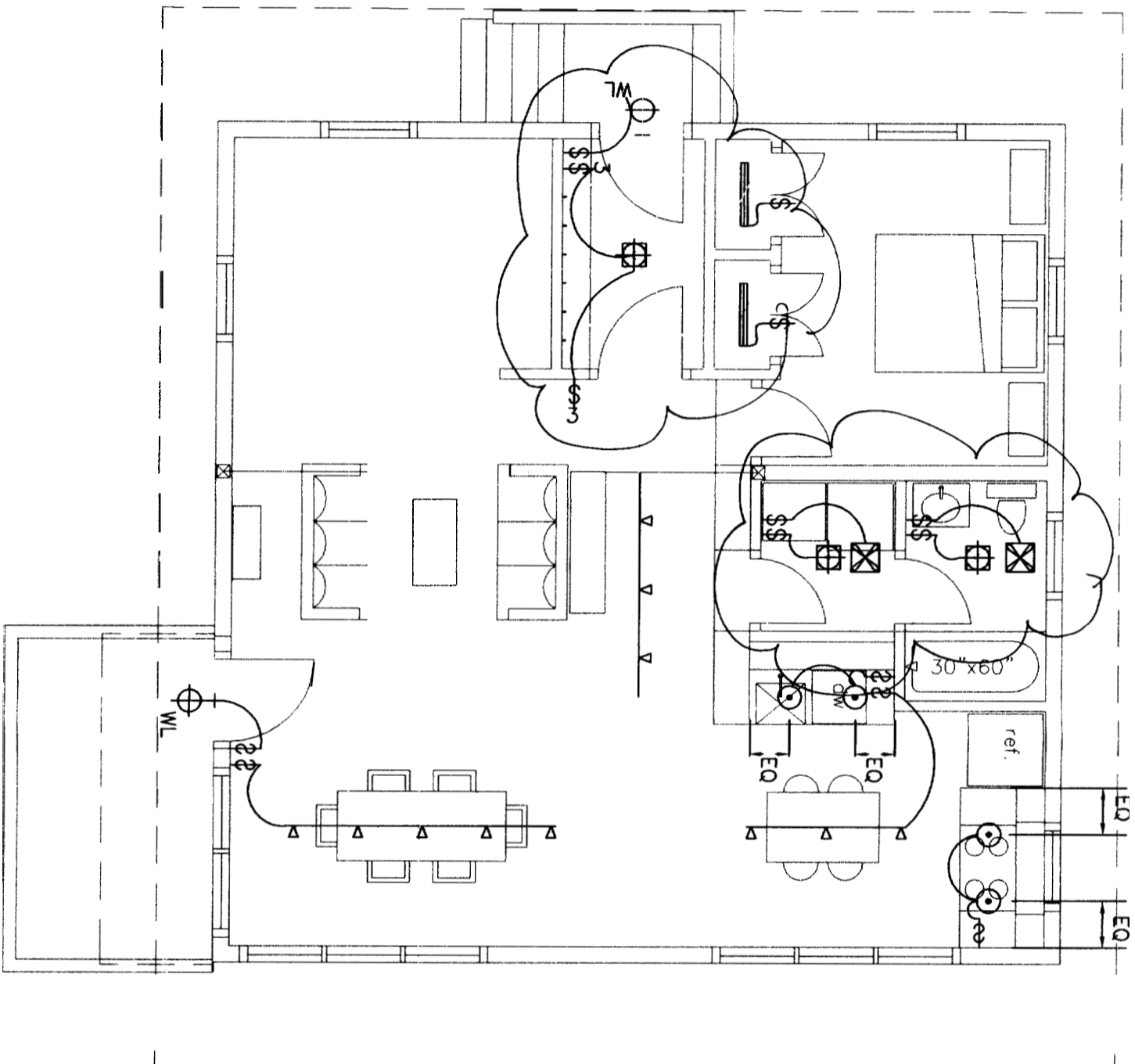
THOMPSON JOHNSON WOODWORKS

115 ISLAND AVENUE
PEAKS ISLAND ME 04108
207.766.5919

R14

Notes

Revision:
Lighting Plan



PROJECT
THOMPSON RESIDENCE

DATE 8.10.04 REVISED 9.8.04
11.18.04

SCALE 3/16" = 1'-0" DRAWN BY

ITEM

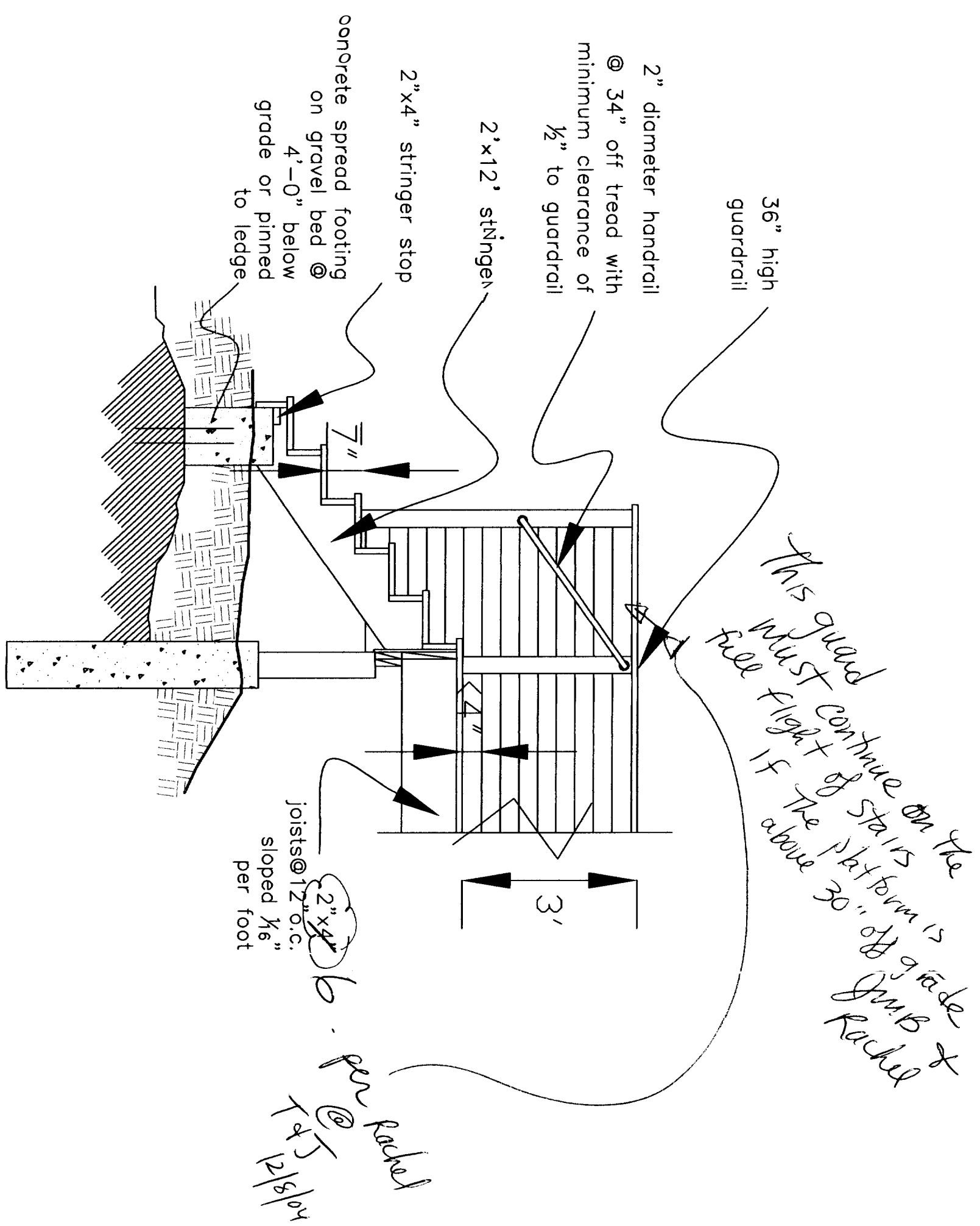
THOMPSON JOHNSON WOODWORKS

115 ISLAND AVENUE
PEAKS ISLAND ME 04108
207.766.5919

R15

Notes

Revision:
Stair Detail



PROJECT
THOMPSON RESIDENCE

DATE
8.10.04

REVISED
9.8.04
11.18.04

SCALE
1/2" = 1'-0"

DRAWN BY

ITEM

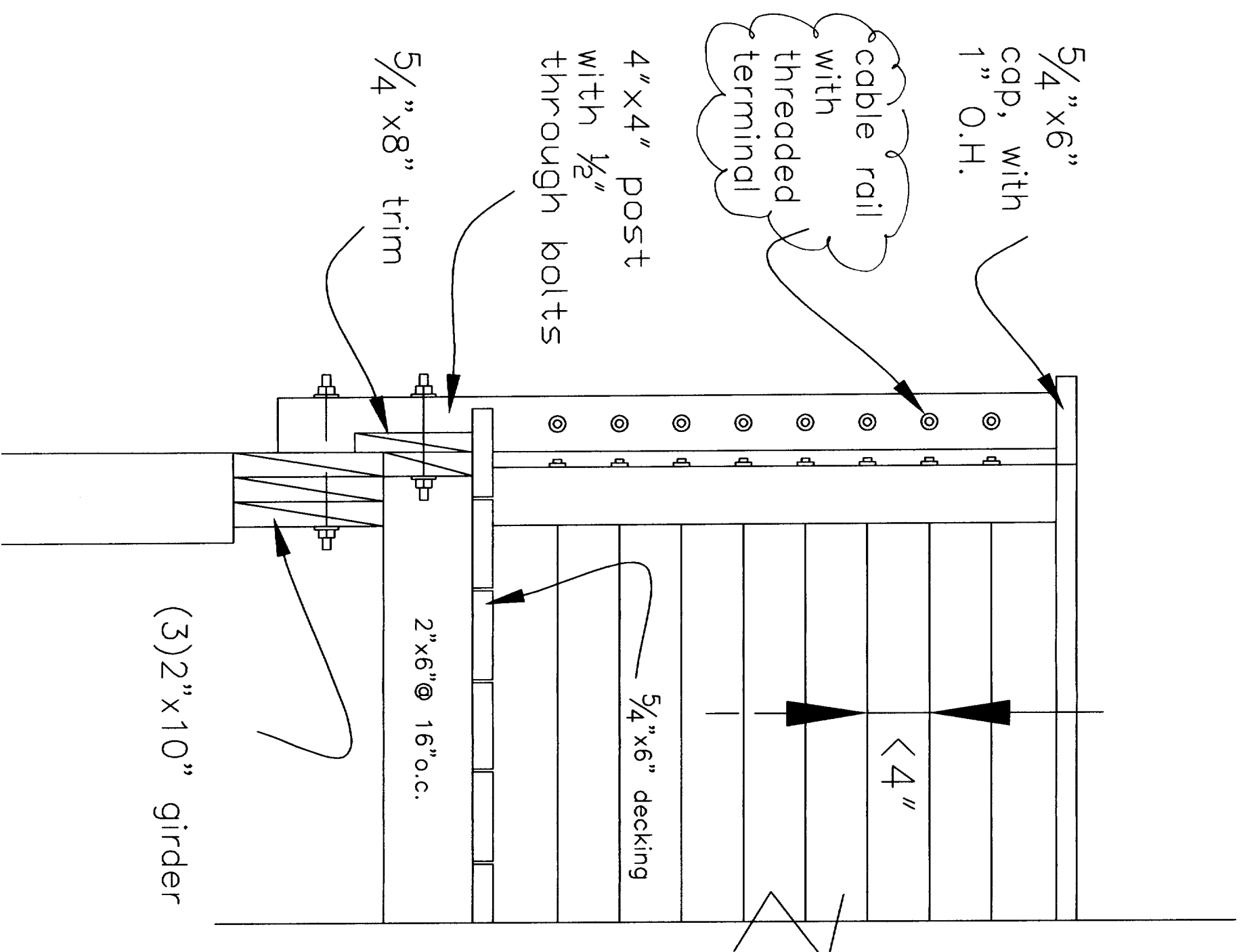
THOMPSON JOHNSON WOODWORKS

115 ISLAND AVENUE
PEAKS ISLAND ME 04108
207.766.5919

R16

Notes

Revision:
Railing Detail



PROJECT
THOMPSON RESIDENCE

DATE 8.10.04 REVISED 9.8.04
11.18.04

SCALE 1 1/2" = 1'-0"

ITEM DRAWN BY

THOMPSON JOHNSON WOODWORKS

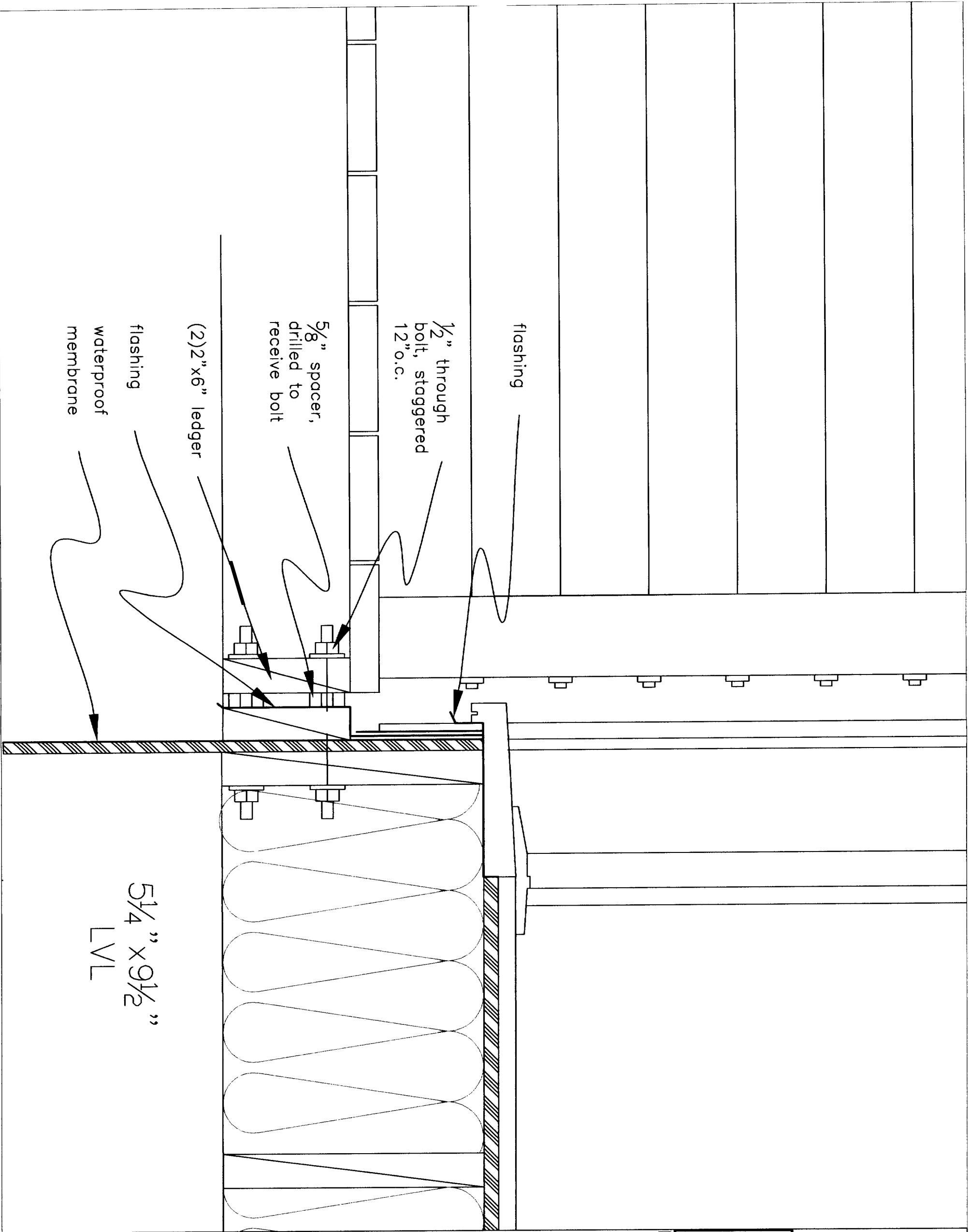
115 ISLAND AVENUE
PEAKS ISLAND ME 04108
207.766.5919

R17

Notes

Revision:
Ledger Detail

(NO CHANGES)



PROJECT
THOMPSON RESIDENCE

DATE 8.10.04 REVISED 9.8.04
11.18.04

SCALE 3" = 1'-0" DRAWN BY

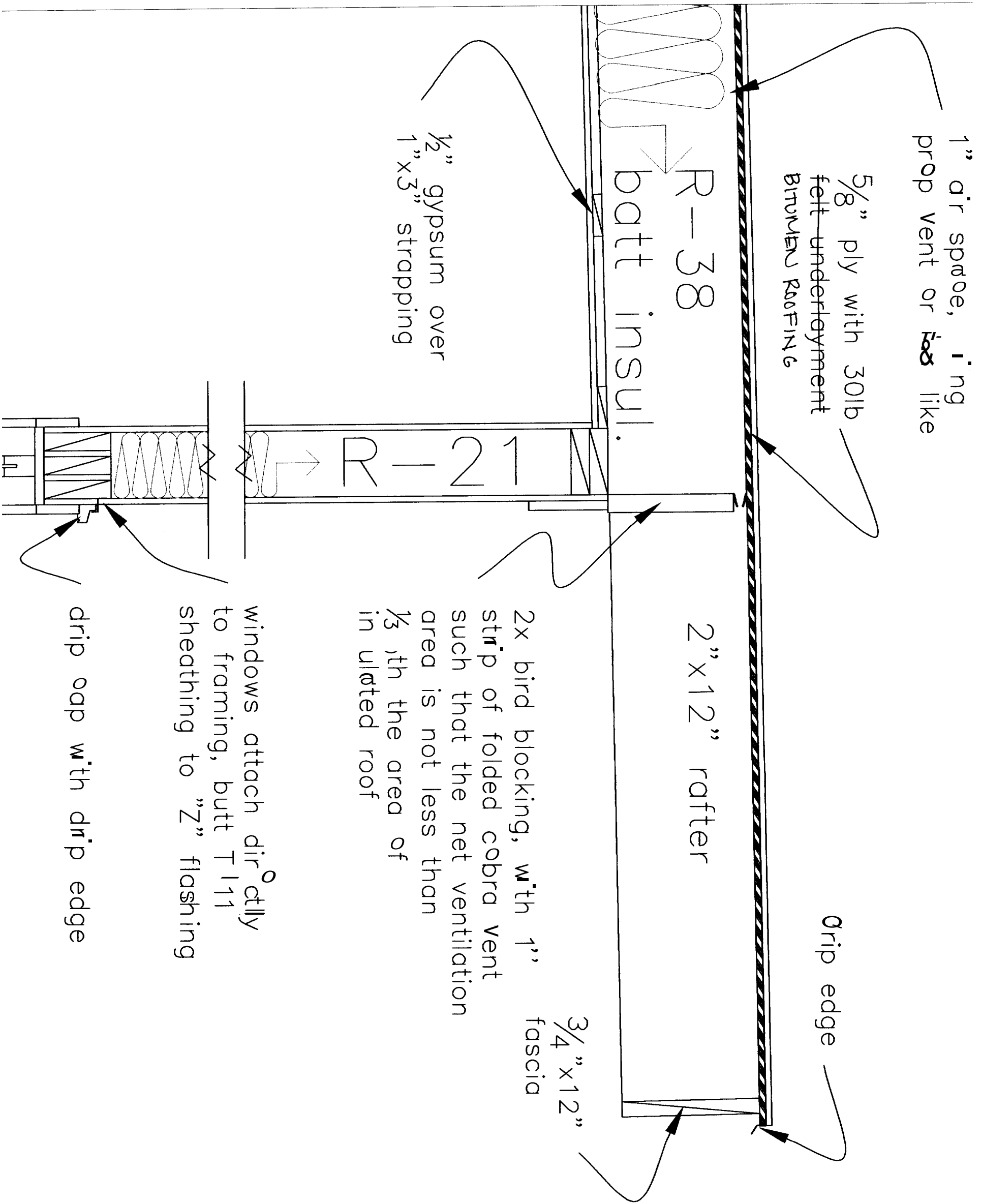
ITEM

THOMPSON JOHNSON WOODWORKS
 115 ISLAND AVENUE
 PEAKS ISLAND ME 04108
 207.766.5919

R18

Notes

Revision:
 Eave Detail



PROJECT
 THOMPSON RESIDENCE

DATE
 8.10.04

REVISOR
 8.8.04

SCALE
 3" = 1'-0"

ITEM

REVISION
 11.18.04

DRAWN BY

Window/door schedule

client: Thompson Residence
225 Brackett Street
Peaks Island, Maine 04108

date: _____

qty	win/door	manufac.	material	glass	oper	width	height	wall thkns	notes
2	1	bonneville	wood with clad sash	SDI	casement	35 7/8	34 1/2	2x6	egress hardware
4	2	bonneville	wood with clad sash	SDI	awning	31 7/8	30 1/2	2x6	
2	3	gove lumber	wood with clad sash	SDI	double hung	101 1/16	68 7/8	2x6	
1	4	gove lumber	wood with clad sash	SDI	double hung	67 3/8	68 7/8	2x6	tempered

qty	window	manufac.	material	glass	oper	width	height	wall thkns	notes
1	A	bonneville	wood int/wood ext	single pane	LH	36"	80"	2x6	tempered
1	B	bonneville	wood int/wood ext	N/A	RH	36"	80"	2x4	
1	C	bonneville	wood int/wood ext	N/A	RH	28"	80"	2x4	
1	D	bonneville	wood int/wood ext	N/A	RH	28"	80"	2x4	
1	E	bonneville	wood int/wood ext	N/A	RH	30"	80"	2x4	
1	F	bonneville	wood int/wood ext	N/A	RH/LH	pr. 18"	80"	2x4	
1	G	bonneville	wood int/wood ext	N/A	RH/LH	pr. 18"	80"	2x4	
1	H	bonneville	wood int/wood ext	single pane	RH	36"	80"	2x6	tempered

R19

Notes

window/door schedule

DATE 8.10.04

REVISED 9.8.04

SCALE 3" = 1'-0"

DRAWN BY 11.18.04

ITEM