

087-U-006 087-T-7 (R)

SUBSURFACE WASTEWATER DISPOSAL SYSTEM APPLICATION Department of Human Services
Division of Health Engineering
(207) 287-5672 FAX (207) 287-4172

PROPERTY LOCATION

Town or Plantation: **PORTLAND PEAKS ISLAND**

Street Subdivision Lot: **24 OLD SAM TROTT ROAD**

PROPERTY OWNER'S NAME

Lost: **DARR/LUCK** First:

Applicant's Name: **GENE KUNITOMI**

Mailing Address of Owner: **112 OAK DRIVE
SAN RAFAEL, CA**

Daytime Tel. *

PORTLAND 6968 TOWN COPY

Date Permit Issued: **7/29/99** \$ **100** FEE Double Fee Charged

L.P.I. # **0134**

[Signature]
Local Plumbing Inspector Signature

Owner Statement

I state that the information submitted is correct to the best of my knowledge and understand that any falsification is reason for the Department and/or Local Plumbing Inspector to deny a permit

C. Walter Luch **7/28/99**
Signature of Owner/Applicant Date

Caution: Inspection Required

I have inspected the installation authorized above and found it to be in compliance with the Subsurface Wastewater Disposal Rules Application

Don B... **11-16-99**
Local Plumbing Inspector Signature Date Approved

PERMIT INFORMATION

TYPE OF APPLICATION:

- First Time System
- Replacement System
Type Replaced _____
Year Installed _____
- Expanded System
 a. one time exempted
 b. non exempted
- Experimental System
- Seasonal Conversion

THIS APPLICATION REQUIRES:

- No Rule Variance
- New System Variance (Municipal-soil condition)
- First Time System Variance (State)
- Replacement System Variance
 a. Local Plumbing Inspector approval
 b. State & Local Plumbing Inspector approval
- Minimum Lot Size Variance
- Seasonal Conversion Approval

DISPOSAL SYSTEM COMPONENT(S)

- Non-Engineered System
- Primitive System (graywater & alt toilet)
- Alternative Toilet _____
- Non-Engineered Treatment Tank
- Holding Tank _____ Gallons
- Non-Engineered Disposal Area (only)
- Separated Laundry System
- Engineered System (+2000 gpd)
- Engineered Treatment Tank (only)
- Engineered Disposal Area (only)
- Pretreatment

SIZE OF PROPERTY

:

DISPOSAL SYSTEM TO SERVE:

- Single Family Dwelling Unit
- Multiple Family Dwelling: Number of Units _____
- Other _____

SHORELAND ZONING

Yes No

TYPE OF WATER SUPPLY

PUBLIC WATER

DESIGN DETAILS (SYSTEM LAYOUT SHOWN ON PAGE 3)

TREATMENT TANK

- Concrete
 a. Regular
 b. Low Profile
- Plastic
- Other _____

SIZE **1000** Gallons

DISPOSAL AREA TYPE / SIZE

- Bed _____ Sq. Ft.
- Proprietary Device **1008** Sq. Ft.
 Cluster Linear
 Regular H-20
- Trench
- Other _____

24 ELJEN IN DRAINS

GARBAGE DISPOSAL UNIT

- No
- Yes
 Multi-compartment tank
 Tank in series
 Increase in tank capacity
 Filter on tank outlet

CRITERIA USED FOR DESIGN FLOW (Show Calculations)

**SINGLE FAMILY DWELLING
2-3 BEDROOMS
90 GPD/BEDROOM =**

PROFILE & DESIGN CLASS

PROFILE	DESIGN
3	C

DEPTH TO MOST LIMITING FACTOR **30"**

DISPOSAL AREA SIZING

- Small - 2.00
- Medium - 2.60
- Medium-Large - 3.30
- Large - 4.10
- Extra-Large - 5.00

PUMPING

- Not required
- May be required
- Required

RAISE PLUMBING

DOSE _____ Gallons

DESIGN FLOW: 270
(Gallons/Day)

SITE EVALUATOR'S STATEMENT

On **6/29/99** (date), I completed a site evaluation on this property and state that the data reported is accurate and that the proposed system is in compliance with the Subsurface Wastewater Disposal Rules.

Albert Frick
Site Evaluator Signature

163
SE *

7/16/99
Date

SUBSURFACE WASTEWATER DISPOSAL SYSTEM APPLICATION

Department of Human Services
Division of Health Engineering

Town, City, Plantation
PORTLAND PEAKS ISLAND

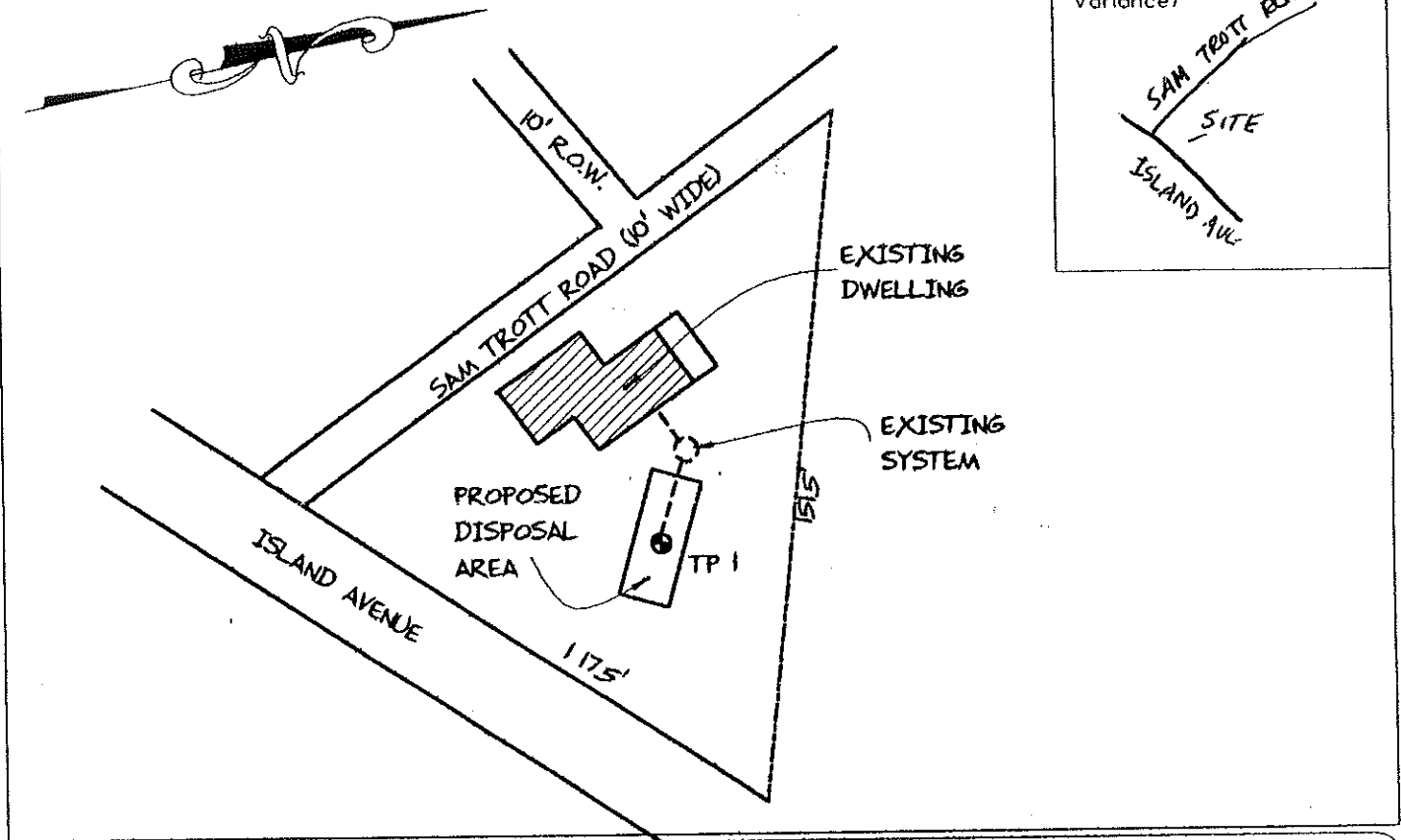
Street, Road Subdivision
24 OLD SAM TROTT ROAD

Owner's Name
DARR/LUCK

SITE PLAN

Scale 1" = 40 Ft.
or as shown

SITE LOCATION PLAN
(Attach Map from Maine Atlas for New System Variance)



SOIL DESCRIPTION AND CLASSIFICATION (Location of Observation Holes Shown Above)

Observation Hole TP 1 Test Pit Boring
" Depth of Organic Horizon Above Mineral Soil

DEPTH BELOW MINERAL SOIL SURFACE (inches)	Texture	Consistency	Color	Mottling
0	SANDY		DARK	
0	LOAM		BROWN	
10				
10	LOAMY	FRIABLE	YELLOW	
10	SAND		BROWN	
20				
20				
30				
30		FIRM	LIGHT	FEW, FAINT
30			BROWN	
40				
40				
50				

Soil Classification: 3 Profile, C Condition
Slope: _____ %
Limiting Factor: 30"
 Ground Water
 Restrictive Layer
 Bedrock
 Pit Depth

Observation Hole _____ Test Pit Boring
" Depth of Organic Horizon Above Mineral Soil

DEPTH BELOW MINERAL SOIL SURFACE (inches)	Texture	Consistency	Color	Mottling
0				
0				
10				
10				
20				
20				
30				
30				
40				
40				
50				

Soil Classification: _____ Profile, _____ Condition
Slope: _____ %
Limiting Factor: _____
 Ground Water
 Restrictive Layer
 Bedrock
 Pit Depth

Albert Frick
Site Evaluator Signature

63
SE

7/16/99
Date

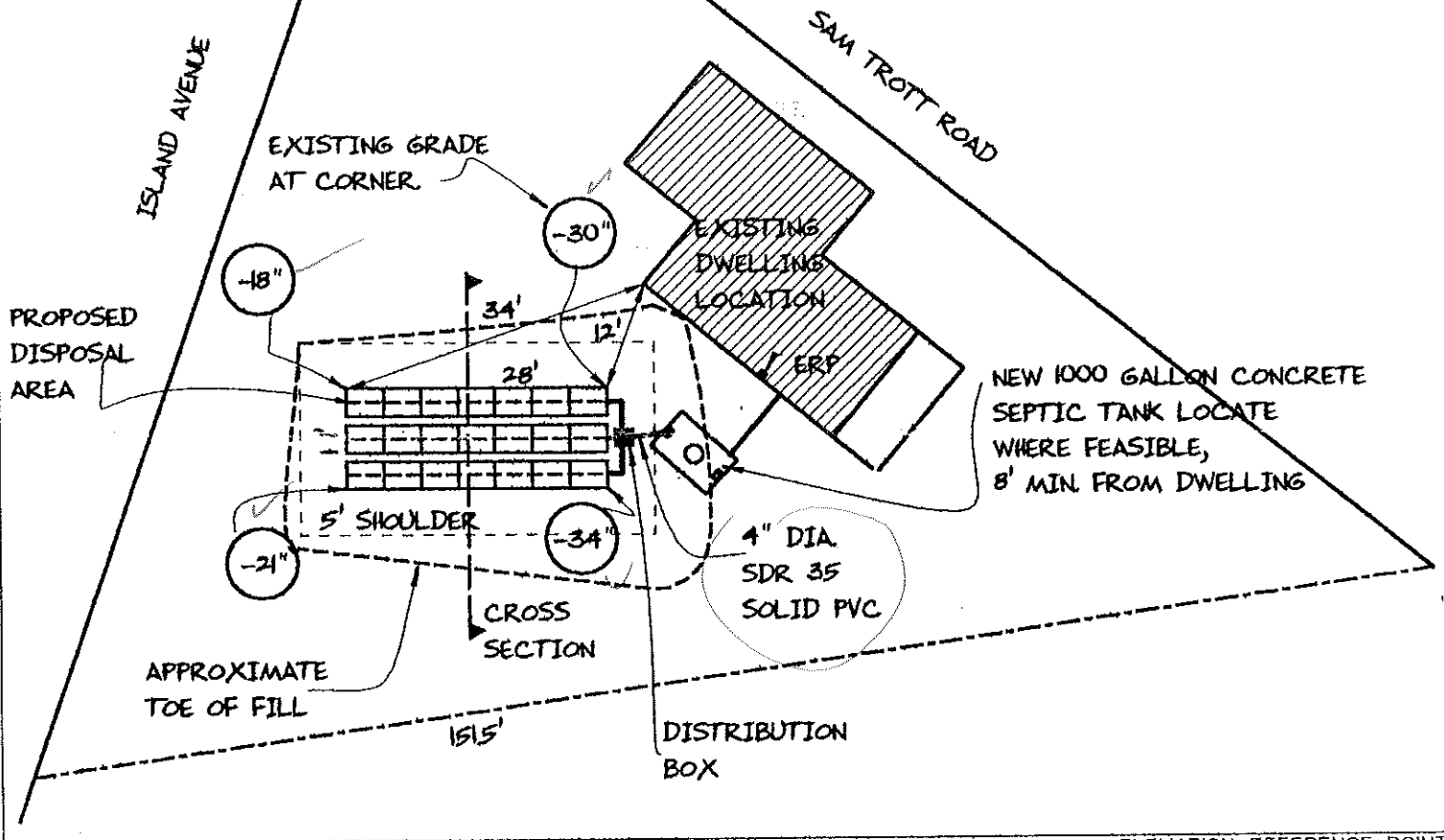
SUBSURFACE WASTEWATER DISPOSAL SYSTEM APPLICATION

Department of Human Services
Division of Health Engineering

Town, City, Plantation PORTLAND PEAKS ISLAND	Street, Road, Subdivision 24 OLD SAM TROTT ROAD	Owner's Name DARR/LUCK
--	---	----------------------------------

SUBSURFACE WASTEWATER DISPOSAL PLAN

SCALE 1" = 20 FT.



FILL REQUIREMENTS

CONSTRUCTION ELEVATIONS

Depth of Fill (Upslope)
Depth of Fill (Downslope)

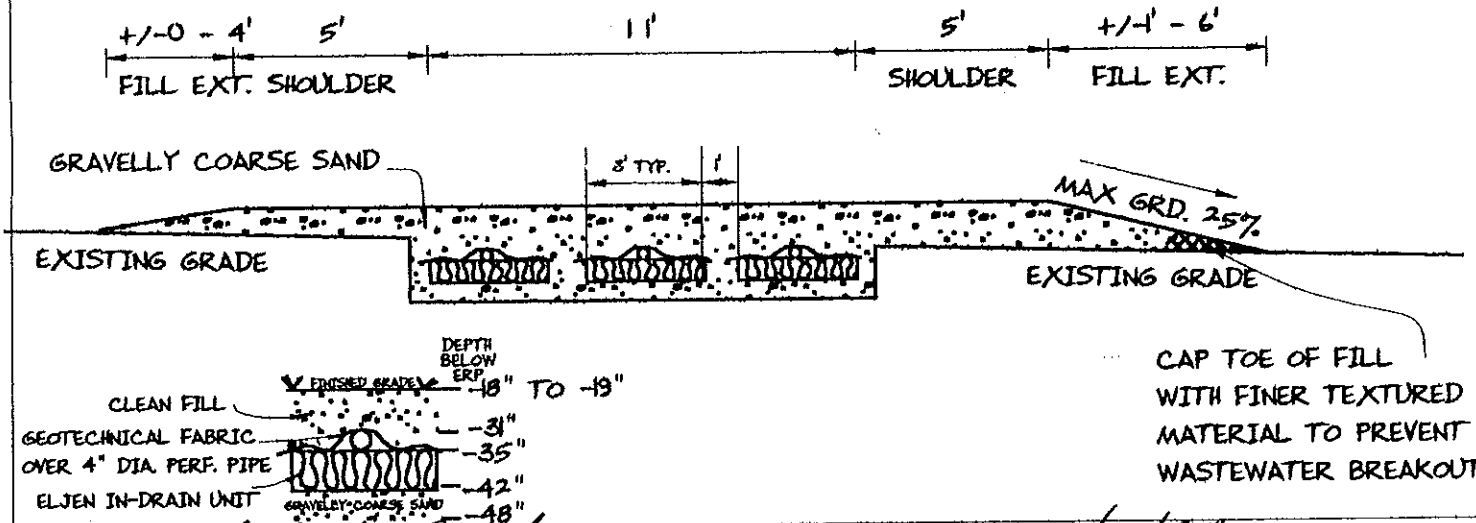
± 0' - 11"
± 2" - 16"

Finished Grade Elevation
Top of Distribution Pipe or Proprietary Device
Bottom of Disposal Area

ELEVATION REFERENCE POINT
Location & Description
Reference Elevation 00"
-18" TO -19" BOTTOM OF SIDING
-31"
-48"

DISPOSAL AREA CROSS SECTION

SCALE:
VERTICAL: 1" = 5 FT
HORIZONTAL: 1" = 5 FT



CAP TOE OF FILL
WITH FINER TEXTURED
MATERIAL TO PREVENT
WASTEWATER BREAKOUT

Albert J. Judd
Site Evaluator Signature

163
SE

7/16/99
Date



Albert Frick Associates, Inc.

Soil Scientists & Site Evaluators
95A County Road Gorham, Maine 04038
(207) 839-5563

	PEAKS ISLAND	KUNITOMI
PORTLAND	24 OLD SAM TROTT RD.	(DARR) LUCIK
TOWN	LOCATION	APPLICANT'S NAME

1) The Plumbing and Subsurface Wastewater Disposal Rules adopted by the State of Maine, Department of Human Services pursuant to 22 M.R.S.A. § 42 (the "Rules") are incorporated herein by reference and made a part of this application and shall be consulted by the owner/applicant, the system installer and/or building contractor for further construction details and material specifications. The system installer should contact Albert Frick Associates, Inc. 839-5563, if there are any questions concerning materials, procedures or designs. The system installer and/or building contractor installing the system shall be solely responsible for compliance with the Rules and with all state and municipal laws and ordinances pertaining to the permitting, inspection and construction of subsurface wastewater disposal systems.

2) This application is intended to represent facts pertinent to the Rules only. It shall be the responsibility of the owner/applicant, system installer and/or building contractor to determine compliance with and to obtain permits under all applicable local, state and/or federal laws and regulations (including, without limitation, Natural Resources Protection Act, wetland regulations, zoning ordinances, subdivision regulations, Site Location of Development Act and minimum lot size laws) before installing this system or considering the property on which the system is to be installed a "bulldable" lot. It is recommended that a wetland scientist be consulted regarding wetland regulations.

Prior to the commencement of construction/installation, the local plumbing inspector shall inform the owner/applicant and Albert Frick Associates, Inc. of any local ordinances which are more restrictive than the Rules in order that the design may be amended. All designs are subject to review by local, state and/or federal authorities. Albert Frick Associates, Inc.'s liability shall be limited to revisions required by regulatory agencies pursuant to laws or regulations in effect at the time of preparation of this application.

3) All information shown on this application relating to property lines, well locations, subsurface structures and underground facilities (such as, utility lines, drains, septic systems, water lines, etc.) are based solely upon information provided by the owner/applicant and has been relied upon by Albert Frick Associates, Inc. in preparing this application. The owner/applicant shall review this application prior to the start of construction and confirm this information.

4) Installation of a garbage (grinder) disposal is not recommended. If one is installed, an additional 1000 gallon septic tank or a septic tank filter should be connected in series to the proposed septic tank.

5) The system user shall avoid introducing kitchen grease or fats into this system. Chemicals such as septic tank cleaners and/or chlorine (such as from water treatment) and controlled or hazardous substances shall not be disposed of in this system.

ATTACHMENT TO SUBSURFACE WASTEWATER DISPOSAL APPLICATION

PORTLAND	PEAKS ISLAND 24 OLD SAM TROTT RD.	KUNITOMI (DARRYL LUCK)
TOWN	LOCATION	APPLICANT'S NAME

- 6) The septic tank should be pumped within two years of installation and subsequently as recommended by the pump service, but in no event should the septic tank be pumped less often than once every three years.
- 7) The actual water flow or number of bedrooms shall not exceed the design criteria indicated on this application without a re-evaluation of the system as proposed. If the system is supplied by public water or a private service with a water meter, the water consumption per period should be divided by the number of days to calculate the average daily water consumption (water usage (cu.ft.) x 7.48 cu.ft.(gallons per cu.ft.) + # of days in period).
- 8) The general minimum setbacks between a well and septic system serving a single family residence is 100-300 feet, unless the local municipality has a more stringent requirement. A well installed by an abutter within the minimum setback distances prior to the issuance of a permit for the proposed disposal system may void this design.
- 9) When a gravity system is proposed: **BEFORE CONSTRUCTION/INSTALLATION BEGINS**, the system installer or building contractor shall review the elevations of all points given in this application and the elevation of the existing and/or proposed building drain and septic tank inverts for compatibility to minimum slope requirements. In gravity systems, the invert of the septic tank(s) outlet(s) shall be at least 4 inches above the invert of the distribution box outlet at the disposal area. When an effluent pump is required, provisions shall be made to make certain that surface ground water does not enter the septic tank or pump station. An alarm device warning of a pump failure shall be installed. Also, when pumping is required to a chamber system, install a "T" connection in the distribution box and place 3 inches of stone or a splash plate in the first chamber. Insulate gravity pipes, pump lines and the distribution box as necessary to prevent freezing.
- 10) On all systems, remove the vegetation, organic duff and old fill material from under the disposal area and any fill extension. On sites where the proposed system is to be installed in natural soil, scarify the bottom and sides of the excavated disposal area with a rake. Do not use wheeled equipment on the scarified soil surface. For systems installed in fill, scarify the native soil by roto-tilling to a depth of at least 8 inches over the entire disposal and fill extension area to prevent glazing and to promote fill bonding. Place fill in loose layers no deeper than 8 inches and compact thoroughly before placing more fill (this ensures that voids and loose pockets are eliminated to minimize the chance of leakage). Do not use wheeled equipment on the scarified soil area until after 12 inches of fill is in place. Keep equipment off the chambers. Divert the surface water away from the disposal area by ditching or shallow swales.
- 11) Unless noted otherwise, fill shall be gravelly coarse sand which contains no more than 5% fines (silt and clay).
- 12) Do not install systems on loamy, silty, or clayey soils during wet periods since soil smearing/glazing may seal off the soil interface.
- 13) Seed all filled and disturbed surfaces with perennial grass seed, then mulch with hay or equivalent material to prevent erosion.



Albert Frick Associates, Inc.
Soil Scientists & Site Evaluators
95A County Road Gorham, Maine 04038
(207) 839-5563