

 EXISTING WALLS  
 NEW WALLS

- NOTES:
- 1.) REWORK FORCED HOT WATER BASEBOARD HEAT AS NECESSARY. HEAT LOSS CALCULATIONS, DESIGN, AND PERMIT BY OTHERS.
  - 2.) PROPOSED MUDROOM AND SECOND FLOOR BATHROOM TO HAVE ELECTRIC HEAT MATS INSTALLED UNDER TILE.
  - 3.) PLUMBING AND ELECTRICAL SPECIFICATIONS AND PERMITS BY OTHERS (TO CODE)
  - 4.) ALL RECESSED CAN LIGHTS TO BE 4" DIAMETER, UNLESS OTHERWISE NOTED.





























**Rachel Conly Design LLC**  
 26 Sterling Street  
 Peaks Island, Maine 04108  
 207.766.5625


DATE	NOTES
2016.07.07	
	REVISED

1/4" = 1'

**Carson Residence**  
 71 Luther St.,  
 Peaks Island, ME  
 04108

## A Proposed Second Floor Lighting Plan

<p>NOTES:</p> <ul style="list-style-type: none"> <li> DUPLEX RECEPTACLE</li> <li> GFI</li> <li> 240 V</li> <li> SWITCH</li> </ul>	<ul style="list-style-type: none"> <li> 3-WAY SWITCH</li> <li> DIMMER SWITCH</li> <li> SMOKE DETECTOR</li> <li> CARBON MONOXIDE DETECTOR</li> </ul>	<ul style="list-style-type: none"> <li> CEILING MOUNT LIGHT FIXTURE</li> <li> WALL SCONCE LIGHT FIXTURE</li> <li> LOW PROFILE WALL SCONCE LIGHT FIXTURE</li> <li> WET LOCATION WALL SCONCE LIGHT FIXTURE</li> </ul>	<ul style="list-style-type: none"> <li> PENDANT LIGHT FIXTURE</li> <li> RECESSED CAN LIGHT FIXTURE</li> <li> COMPACT FLUORESCENT RECESSED CAN LIGHT</li> <li> 3" LED RECESSED CAN LIGHT</li> </ul>	<ul style="list-style-type: none"> <li> UNDER-COUNTER LIGHTS</li> <li> TRACK LIGHTING</li> <li> LOCALLY SWITCHED CLOSET RATED LIGHT</li> </ul>	<ul style="list-style-type: none"> <li> CEILING FAN WITH INTEGRAL LIGHT</li> <li> CEILING FAN</li> <li> MINIMUM 50 CFM VENT FAN</li> <li> MINIMUM 50 CFM VENT FAN/LIGHT COMBO</li> </ul>	<ul style="list-style-type: none"> <li> PHONE JACK</li> <li> DSL JACK</li> <li> CABLE JACK</li> <li> CAT 5 JACK</li> <li> CENTRAL VACUUM PORT</li> </ul>
---	---	---	--	---	--	---



**E4**

Proposed  
 Second Floor  
 Lighting Plan