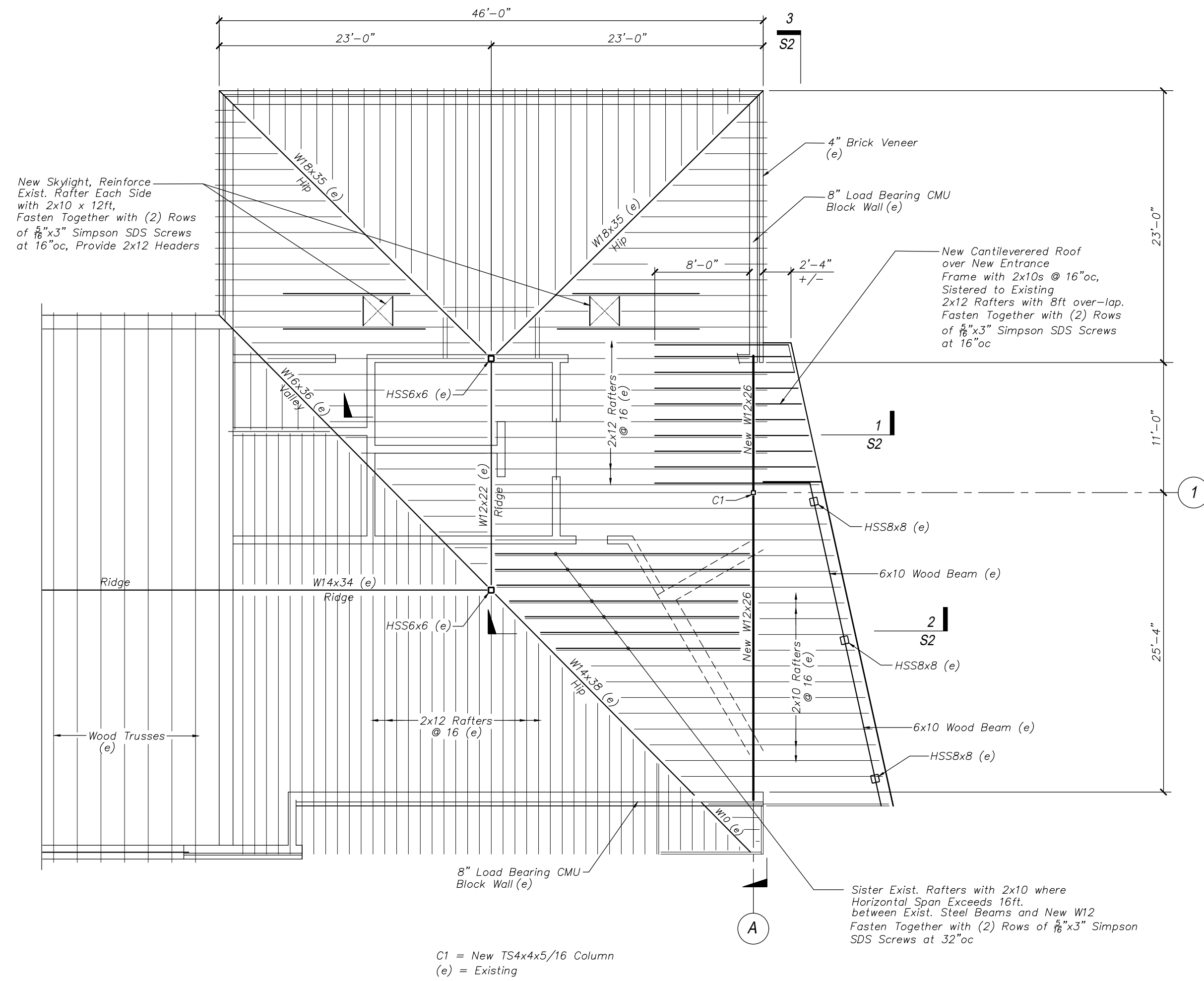
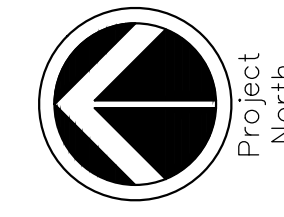


See Architectural Drawings for Additional Information

(e) = Existing

PART ROOF FRAMING - DEMOLITION PLAN

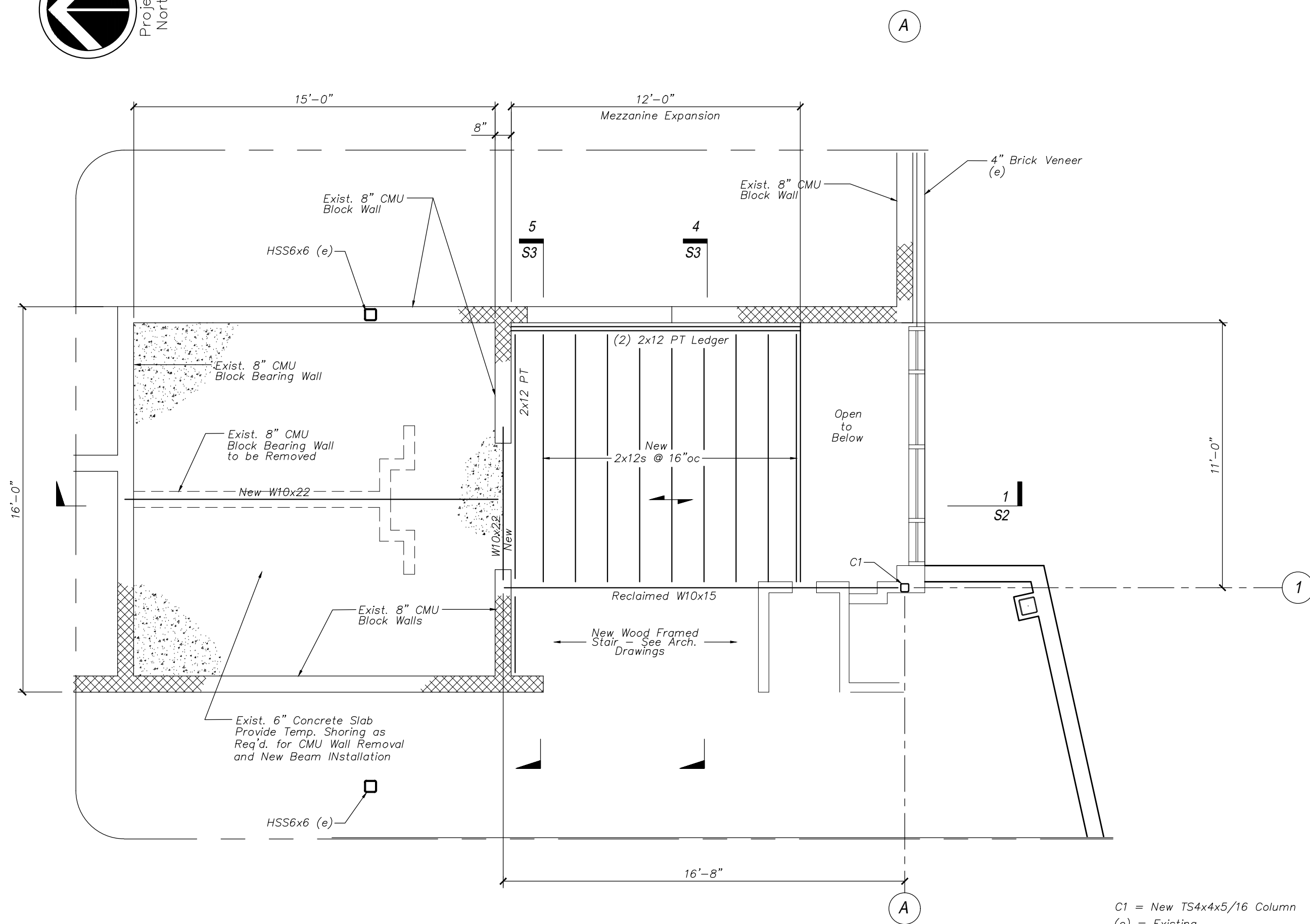

Scale: 1/8" = 1'-0"



C1 = New TS4x4x5/16 Column
(e) = Existing

PART ROOF FRAMING - NEW ENTRANCE / WALL REMOVAL

Scale: 1/8" = 1'-0"



C1 = New TS4x4x5/16 Column
(e) = Existing
3/4" APA Struct-1 T+G Plywood Floor Deck

PART PLAN - MEZZANINE FLOOR FRAMING EXPANSION

Scale: 1/4" = 1'-0"

WOOD FRAMING NOTES:

- STRUCTURAL LUMBER: No. 2 SPRUCE PINE FIR OR BETTER.
F_b = 750 PSI F_v = 70 PSI
F_c = 975 PSI E = 1100000 PSI
- DESIGN CODE: NATIONAL DESIGN SPECIFICATIONS FOR WOOD CONSTRUCTION BY THE NATIONAL FOREST PRODUCTS ASSOCIATION.
- FASTENERS: COMPLY WITH RECOMMENDED FASTENING SCHEDULE OF THE INTERNATIONAL BUILDING CODE, 2009 EDITION, UNLESS SHOWN OTHERWISE ON THE DRAWINGS.
- NAILING REQUIREMENTS FOR PLYWOOD ROOF DECK:
PROVIDE 8d NAILS AS FOLLOWS UNLESS SHOWN OTHERWISE:
8d NAILS @ 6" o.c. ALONG PANEL EDGES
8d NAILS @ 12" o.c. ALONG INTERMEDIATE MEMBERS
- SPIKE TOGETHER ALL FRAMING MEMBERS WHICH ARE BUILT-UP USING MULTIPLE 2x LUMBER.
- PROVIDE PRESSURE TREATED LUMBER FOR ALL LUMBER IN CONTACT WITH MASONRY OR CONCRETE.

STRUCTURAL STEEL NOTES - GENERAL:

- STRUCTURAL STEEL FABRICATION, ERECTION, AND CONNECTION DESIGN SHALL CONFORM TO AISC "SPECIFICATION FOR THE DESIGN, FABRICATION, AND ERECTION OF STRUCTURAL STEEL" 15th EDITION.
- ALL STEEL WIDE FLANGE SHAPES TO BE A572/A992 50 KSI AND STEEL PLATES TO BE ASTM A36 UNLESS NOTED OTHERWISE.
- STRUCTURAL TUBING SHALL CONFORM TO ASTM A500, GRADE B. STEEL PIPES SHALL BE A53, GRADE B.
- ALL BOLTED CONNECTIONS SHALL BE MADE WITH 3/4" DIA. ASTM A325 HIGH STRENGTH BOLTS.
- WELDING SHALL BE IN ACCORDANCE WITH AWS D1.1 - LATEST EDITION. ALL WELDS SHALL BE MADE WITH E70XX ELECTRODES.
- STEEL BEAMS AND COLUMNS SHALL BE CUT FROM FULL LENGTH STOCK. UNAUTHORIZED SPLICES WILL BE CAUSE FOR REJECTION.
- STRUCTURAL STEEL SHALL BE PAINTED WITH A SHOP APPLIED COAT OF THE FABRICATOR'S RUST INHIBITIVE PRIMER.
- SUBMIT COMPLETE STRUCTURAL STEEL SHOP DRAWINGS FOR REVIEW PRIOR TO ANY STEEL FABRICATION.

CONCRETE NOTES:

- ALL CONCRETE WORK SHALL CONFORM TO ACI-318-LATEST EDITION.
- CONCRETE COMPRESSIVE STRENGTH AT 28 DAYS SHALL BE 3000 PSI, MAXIMUM SIZE AGGREGATE SHALL BE 3/4".
- CONCRETE TO REMAIN EXPOSED TO WEATHER SHALL BE AIR ENTRAINED.
- CONCRETE SHALL NOT BE PLACED IN WATER OR ON FROZEN GROUND.
- REINFORCING BARS SHALL CONFORM TO ASTM A615 GRADE 60.

STRUCTURAL DESIGN CRITERIA:

- BUILDING CODE: 2009 EDITION OF THE INTERNATIONAL BUILDING CODE.
- DESIGN WIND LOADS - MAIN WIND FORCE RESISTING SYSTEM:
DESIGN WIND SPEED = 100 MPH
IMPORTANCE FACTOR I_w = 1.1
EXPOSURE CATEGORY = B
- SNOW:
GROUND SNOW LOAD = 60 PSF
IMPORTANCE FACTOR I_s = 1.0
EXPOSURE FACTOR, C_e = 0.7
FLAT ROOF SNOW LOAD = 42 PSF
- NEW MEZZANINE FLOOR AREA LIVE LOAD = 100 PSF


GENERAL NOTES:

- STRUCTURAL DRAWINGS SHALL BE USED IN CONJUNCTION WITH JOB SPECIFICATIONS AND ARCHITECTURAL, MECHANICAL, ELECTRICAL, PLUMBING, AND SITE DRAWINGS.
- ALL DIMENSIONS AND CONDITIONS MUST BE VERIFIED IN THE FIELD. NOTIFY ENGINEER OF ANY DISCREPANCIES PRIOR TO PROCEEDING WITH THE WORK.
- THE STRUCTURE IS DESIGNED TO BE SELF-SUPPORTING AND STABLE AFTER THE BUILDING IS COMPLETE. IT IS THE CONTRACTOR'S SOLE RESPONSIBILITY TO DETERMINE ERECTION PROCEDURES AND SEQUENCE TO ENSURE SAFETY OF THE STRUCTURE AND PERSONNEL DURING ERECTION.
- ALL APPLICABLE FEDERAL, STATE, AND MUNICIPAL REGULATIONS SHALL BE FOLLOWED, INCLUDING THE FEDERAL DEPARTMENT OF LABOR OCCUPATIONAL SAFETY AND HEALTH ACT.

Shelley Engineering, Inc.
Structural Consultants
P.O. Box 1030
Gray, Maine 04039
Phone (207) 667-8031
www.ShelleyEngineering.com

Proposed Improvements
Peaks Island Community Center
&
Library
Peaks Island
ME

Issue	Date
Progress	11/26/16
Progress	12/8/16
Client Review	12/10/16
Review	12/21/16



SHEET TITLE:
Plans
Structural Notes

S1 of 3

SEI Job # 2016-194

12-21-16 ISSUED FOR REVIEW