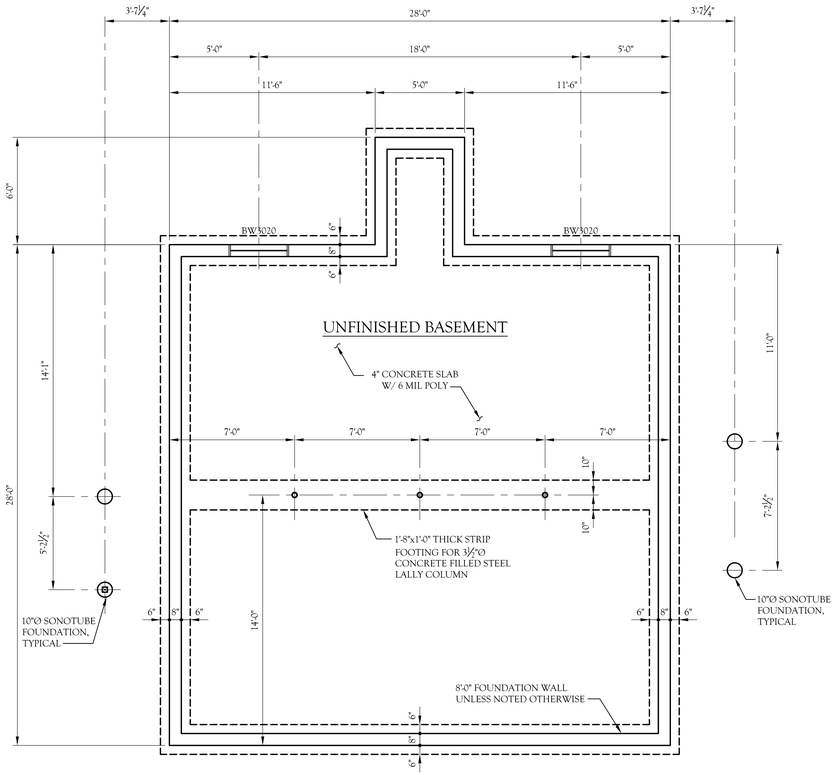

FOUNDATION PLAN

SCALE: ¼" = 1'-0"

ALL ANCHOR BOLTS FOR SILL PLATE SHALL BE ½"Ø SPACED 12" FROM EVERY CORNER THEN SPACED A MIN. OF 4'-0" O.C. (ANCHOR BOLTS NOT SHOWN FOR CLARITY)

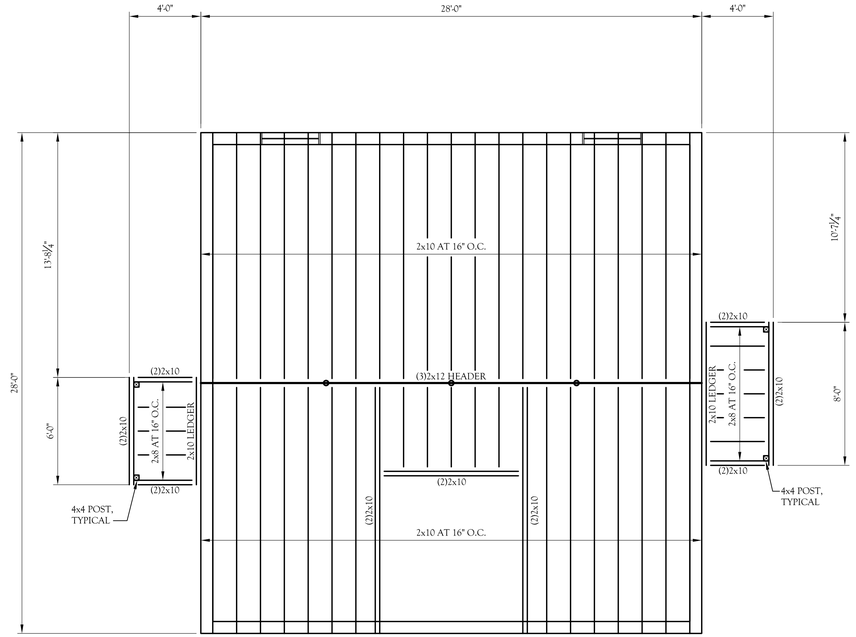

1st FLOOR FRAMING PLAN

SCALE: ¼" = 1'-0"

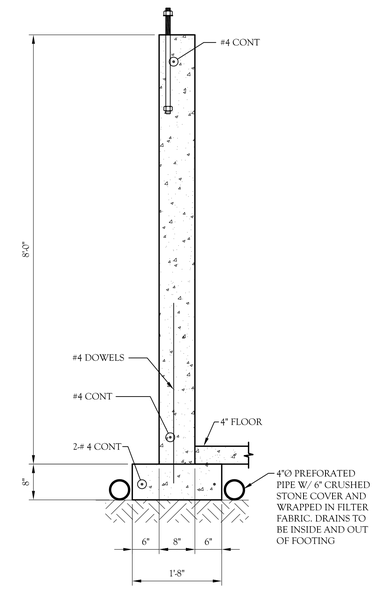

TYPICAL 8'-0" FOUNDATION SECTION

SCALE: ¼" = 1'-0"

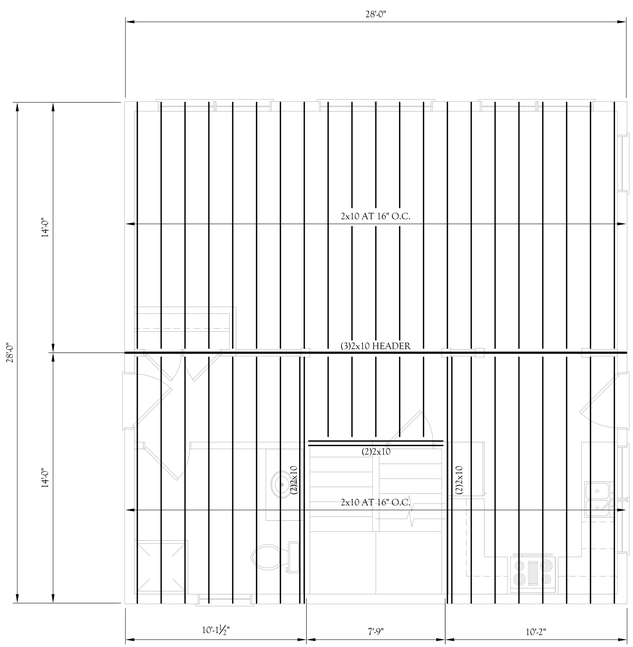

2nd FLOOR FRAMING PLAN

SCALE: ¼" = 1'-0"

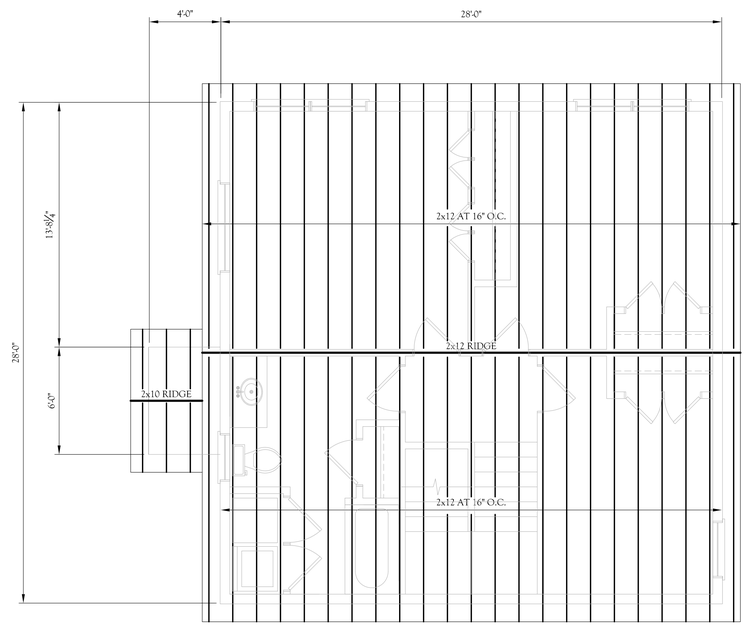

ROOF FRAMING PLAN

SCALE: ¼" = 1'-0"

GLENN SMITH DESIGNS
HOME PLANS AND GENERAL CONTRACTING
186 SOUTH WATERBORO RD.
LYMAN, MAINE 04002
(207) 499-2811 / CELL (207) 590-3352

THESE DRAWINGS ARE PREPARED AS A DRAFTING SERVICE ONLY. THE DRAFTER IS NOT RESPONISBLE FOR DIMENSIONAL DRAFTING OR ANY OTHER TYPE OF DESIGN AND DETAILING ERRORS.

DRAWING NO.

S3

CLIENT

PETE PETERS
SOUTH PORTLAND, MAINE

TITLE

PEAKS ISLAND - PORTLAND MAINE
COLONIAL STYLE HOME
PLANS AND SECTIONS