


**Identification**

Viewed from the exterior.



**Stationary**  
Non-operating



**Left Hinged**  
Hinges on left side



**Right Hinged**  
Hinges on right side



**Active Panel**  
Operating panel used most often



**Passive Panel**  
Operating panel with attached astragal

**Order Designation Description**

Viewed from the exterior.



**FWO 6068 A P L R**  
Frenchwood® Hinged Outswing Patio Door  
Door Rough Opening  
Active Panel  
Passive Panel  
Left Hinged  
Right Hinged

**Custom Patio Door Size Range**

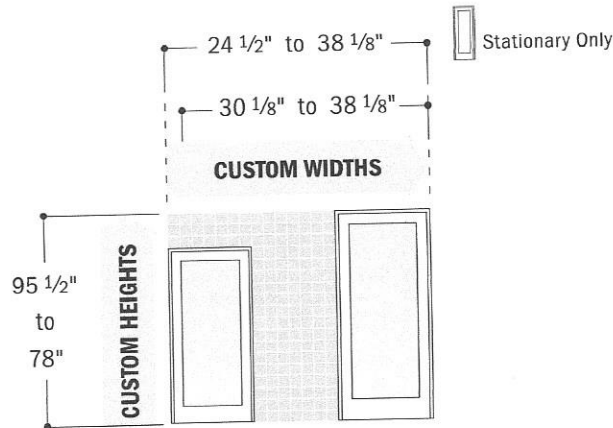


Available in 1/8" (3) increments between minimum and maximum widths and heights.

Some restrictions apply, contact your Andersen supplier. **Measurement guide** for custom sized patio doors can be found at [andersenwindows.com/measure](http://andersenwindows.com/measure).

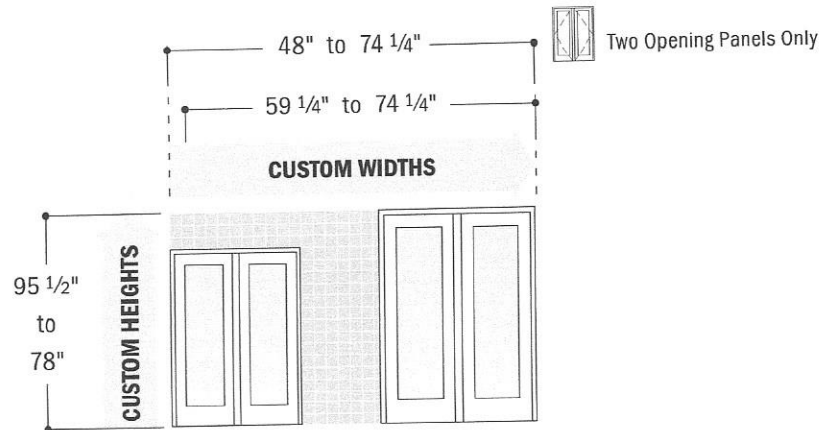
**Single Panel & Single Stationary Panel**

ANDERSEN® 400 SERIES  
FRENCHWOOD® INSWING &  
OUTSWING PATIO DOORS



**2-Panel**

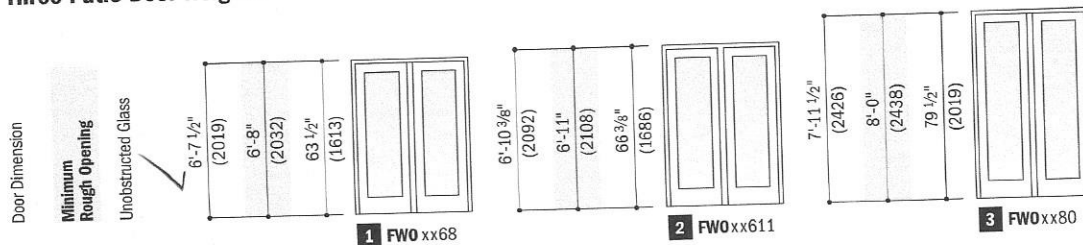
ANDERSEN 400 SERIES  
FRENCHWOOD INSWING &  
OUTSWING PATIO DOORS



- "Door Dimension" always refers to outside frame to frame dimension.
- Dimensions in parentheses are in millimeters.

# FRENCHWOOD® HINGED OUTSWING PATIO DOORS

## Three Patio Door Heights



## Table of Frenchwood® Hinged Outswing Patio Door Sizes

Scale 1/8" (3) = 1'-0" (305) – 1:96

Door Dimension	2'-0 1/2"	4'-0"	4'-0"	2'-6 1/8"	2'-6 1/8"	2'-6 1/8"	4'-11 1/4"	4'-11 1/4"
Minimum Rough Opening	2'-1"	4'-1"	4'-1"	2'-7"	2'-7"	2'-7"	5'-0"	5'-0"
Unobstructed Glass (single panel only)	13 1/4"	13 1/4"	13 1/4"	18 7/8"	18 7/8"	18 7/8"	18 7/8"	18 7/8"
Door Dimension	2'-8 1/8"	2'-8 1/8"	2'-8 1/8"	5'-3 1/4"	5'-3 1/4"			
Minimum Rough Opening	2'-9"	2'-9"	2'-9"	5'-4"	5'-4"			
Unobstructed Glass (single panel only)	20 7/8"	20 7/8"	20 7/8"	20 7/8"	20 7/8"			
Door Dimension	3'-0 1/8"	3'-0 1/8"	3'-0 1/8"	5'-11 1/4"	5'-11 1/4"			
Minimum Rough Opening	3'-1"	3'-1"	3'-1"	6'-0"	6'-0"			
Unobstructed Glass (single panel only)	24 7/8"	24 7/8"	24 7/8"	24 7/8"	24 7/8"			

Custom-size doors are available in 1/8" (3) increments between the smallest and largest standard door sizes. **Measurement guide** can be found at [andersenwindows.com/measure](http://andersenwindows.com/measure). Some restrictions apply. Contact your Andersen supplier for availability.

Stationary (S) doors can be used as an individual unit or as a sidelight.

- "Door Dimension" always refers to outside frame to frame dimension.
- "Minimum Rough Opening" dimensions may need to be increased to allow for use of building wraps, flashing, sill panning, brackets, fasteners or other items.
- Dimensions in parentheses are in millimeters.